

HIGHLIGHTS OF PRESCRIBING INFORMATION

These highlights do not include all the information needed to use BRILINTA safely and effectively. See full prescribing information for BRILINTA.

BRILINTA® (ticagrelor) tablets, for oral use
Initial U.S. Approval: 2011

WARNING: (A) BLEEDING RISK, and (B) ASPIRIN DOSE AND BRILINTA EFFECTIVENESS

See full prescribing information for complete boxed warning.

BLEEDING RISK

- BRILINTA, like other antiplatelet agents, can cause significant, sometimes fatal bleeding (5.1, 6.1).
- Do not use BRILINTA in patients with active pathological bleeding or a history of intracranial hemorrhage (4.1, 4.2).
- Do not start BRILINTA in patients undergoing urgent coronary artery bypass graft surgery (CABG) (5.1, 6.1).
- If possible, manage bleeding without discontinuing BRILINTA. Stopping BRILINTA increases the risk of subsequent cardiovascular events (5.4).

ASPIRIN DOSE AND BRILINTA EFFECTIVENESS

- Maintenance doses of aspirin above 100 mg reduce the effectiveness of BRILINTA and should be avoided (2.1, 5.2, 14.1).

RECENT MAJOR CHANGES

Indications and Usage (1)	09/2015
Dosage and Administration (2)	09/2015
Contraindications (4)	09/2015
Warnings and Precautions (5)	09/2015

INDICATIONS AND USAGE

BRILINTA is a P2Y₁₂ platelet inhibitor indicated to reduce the rate of cardiovascular death, myocardial infarction, and stroke in patients with acute coronary syndrome (ACS) or a history of myocardial infarction (MI). For at least the first 12 months following ACS, it is superior to clopidogrel. BRILINTA also reduces the rate of stent thrombosis in patients who have been stented for treatment of ACS. (1)

FULL PRESCRIBING INFORMATION: CONTENTS*

WARNING: (A) BLEEDING RISK, (B) ASPIRIN DOSE AND BRILINTA EFFECTIVENESS

1 INDICATIONS AND USAGE

2 DOSAGE AND ADMINISTRATION

- 2.1 Dosing
- 2.2 Administration

3 DOSAGE FORMS AND STRENGTHS

4 CONTRAINDICATIONS

- 4.1 History of Intracranial Hemorrhage
- 4.2 Active Bleeding
- 4.3 Hypersensitivity

5 WARNINGS AND PRECAUTIONS

- 5.1 General Risk of Bleeding
- 5.2 Concomitant Aspirin Maintenance Dose
- 5.3 Dyspnea
- 5.4 Discontinuation of BRILINTA
- 5.5 Severe Hepatic Impairment

6 ADVERSE REACTIONS

- 6.1 Clinical Trials Experience

7 DRUG INTERACTIONS

- 7.1 Strong CYP3A Inhibitors
- 7.2 Strong CYP3A Inducers
- 7.3 Aspirin
- 7.4 Simvastatin, Lovastatin

DOSAGE AND ADMINISTRATION

Initiate treatment with 180 mg oral loading dose following an ACS event. Continue treatment with 90 mg twice daily during the first year after an ACS event. After one year, administer 60 mg twice daily. (2.1)
Use BRILINTA with a daily maintenance dose of aspirin of 75-100 mg. (2.1, 5.2)

DOSAGE FORMS AND STRENGTHS

- 60 mg and 90 mg tablets (3)

CONTRAINDICATIONS

- History of intracranial hemorrhage (4.1)
- Active pathological bleeding (4.2)
- Hypersensitivity to ticagrelor or any component of the product (4.3)

WARNINGS AND PRECAUTIONS

- Dyspnea was reported more frequently with BRILINTA than with control agents in clinical trials. Dyspnea resulting from BRILINTA is self-limiting. (5.3)
- Severe Hepatic Impairment: Likely increase in exposure to ticagrelor. (5.5)

ADVERSE REACTIONS

Most common adverse reactions are bleeding 12% and dyspnea 14%. (5.1, 5.3, 6.1)

To report SUSPECTED ADVERSE REACTIONS, contact AstraZeneca at 1-800-236-9933 or FDA at 1-800-FDA-1088 or www.fda.gov/medwatch

DRUG INTERACTIONS

- Avoid use with strong CYP3A inhibitors or CYP3A inducers. (7.1, 7.2)
- Patients receiving more than 40 mg per day of simvastatin or lovastatin may be at increased risk of statin-related adverse effects. (7.4)
- Monitor digoxin levels with initiation of or any change in BRILINTA. (7.5)

See 17 for PATIENT COUNSELING INFORMATION and Medication Guide

Revised: 09/2015

7.5 Digoxin

8 USE IN SPECIFIC POPULATIONS

- 8.1 Pregnancy
- 8.3 Nursing Mothers
- 8.4 Pediatric Use
- 8.5 Geriatric Use
- 8.6 Hepatic Impairment
- 8.7 Renal Impairment

10 OVERDOSAGE

11 DESCRIPTION

12 CLINICAL PHARMACOLOGY

- 12.1 Mechanism of Action
- 12.2 Pharmacodynamics
- 12.3 Pharmacokinetics
- 12.5 Pharmacogenetics

13 NONCLINICAL TOXICOLOGY

- 13.1 Carcinogenesis, Mutagenesis, Impairment of Fertility

14 CLINICAL STUDIES

- 14.1 Acute Coronary Syndromes and Secondary Prevention after Myocardial Infarction

16 HOW SUPPLIED/STORAGE AND HANDLING

17 PATIENT COUNSELING INFORMATION

*Sections or subsections omitted from the full prescribing information are not listed.

FULL PRESCRIBING INFORMATION

WARNING: (A) BLEEDING RISK, (B) ASPIRIN DOSE AND BRILINTA EFFECTIVENESS

A. BLEEDING RISK

- BRILINTA, like other antiplatelet agents, can cause significant, sometimes fatal bleeding ([5.1](#), [6.1](#)).
- Do not use BRILINTA in patients with active pathological bleeding or a history of intracranial hemorrhage ([4.1](#), [4.2](#)).
- Do not start BRILINTA in patients undergoing urgent coronary artery bypass graft surgery (CABG) ([5.1](#), [6.1](#)).
- If possible, manage bleeding without discontinuing BRILINTA. Stopping BRILINTA increases the risk of subsequent cardiovascular events ([5.4](#)).

B. ASPIRIN DOSE AND BRILINTA EFFECTIVENESS

- Maintenance doses of aspirin above 100 mg reduce the effectiveness of BRILINTA and should be avoided ([2.1](#), [5.2](#), [14.1](#)).

1 INDICATIONS AND USAGE

BRILINTA is indicated to reduce the rate of cardiovascular death, myocardial infarction, and stroke in patients with acute coronary syndrome (ACS) or a history of myocardial infarction (MI). For at least the first 12 months following ACS, it is superior to clopidogrel.

BRILINTA also reduces the rate of stent thrombosis in patients who have been stented for treatment of ACS [see *Clinical Studies* ([14.1](#))].

2 DOSAGE AND ADMINISTRATION

2.1 Dosing

In the management of ACS, initiate BRILINTA treatment with a 180 mg loading dose. Administer 90 mg twice daily during the first year after an ACS event. After one year administer 60 mg twice daily.

Do not administer BRILINTA with another oral P2Y₁₂ platelet inhibitor.

Use BRILINTA with a daily maintenance dose of aspirin of 75-100 mg [see *Warnings* ([5.2](#)) and *Clinical Studies* ([14.1](#))]. A patient who misses a dose of BRILINTA should take one tablet (their next dose) at its scheduled time.

2.2 Administration

For patients who are unable to swallow tablets whole, BRILINTA tablets can be crushed, mixed with water and drunk. The mixture can also be administered via a nasogastric tube (CH8 or greater) [see *Clinical Pharmacology* ([12.3](#))].

3 DOSAGE FORMS AND STRENGTHS

BRILINTA (ticagrelor) 90 mg is supplied as a round, biconvex, yellow, film-coated tablet marked with a “90” above “T” on one side.

BRILINTA (ticagrelor) 60 mg is supplied as a round, biconvex, pink, film-coated tablet marked with “60” above “T” on one side.

4 CONTRAINDICATIONS

4.1 History of Intracranial Hemorrhage

BRILINTA is contraindicated in patients with a history of intracranial hemorrhage (ICH) because of a high risk of recurrent ICH in this population [see *Clinical Studies* (14.1)].

4.2 Active Bleeding

BRILINTA is contraindicated in patients with active pathological bleeding such as peptic ulcer or intracranial hemorrhage [see *Warnings and Precautions* (5.1) and *Adverse Reactions* (6.1)].

4.3 Hypersensitivity

BRILINTA is contraindicated in patients with hypersensitivity (e.g., angioedema) to ticagrelor or any component of the product.

5 WARNINGS AND PRECAUTIONS

5.1 General Risk of Bleeding

Drugs that inhibit platelet function including BRILINTA increase the risk of bleeding [see *Adverse Reactions* (6.1)].

If possible, manage bleeding without discontinuing BRILINTA. Stopping BRILINTA increases the risk of subsequent cardiovascular events [see *Warnings and Precautions* (5.4) and *Adverse Reactions* (6.1)].

5.2 Concomitant Aspirin Maintenance Dose

In PLATO the use of BRILINTA with maintenance doses of aspirin above 100 mg decreased the effectiveness of BRILINTA. Therefore, after the initial loading dose of aspirin, use BRILINTA with a maintenance dose of aspirin of 75-100 mg [see *Dosage and Administration* (2.1) and *Clinical Studies* (14.1)].

5.3 Dyspnea

In clinical trials, about 14% of patients treated with BRILINTA developed dyspnea. Dyspnea was usually mild to moderate in intensity and often resolved during continued treatment, but led to study drug discontinuation in 0.9% of BRILINTA and 0.1% of clopidogrel patients in PLATO and 4.3% of BRILINTA 60 mg and 0.7% on aspirin alone patients in PEGASUS.

In a substudy of PLATO, 199 subjects underwent pulmonary function testing irrespective of whether they reported dyspnea. There was no indication of an adverse effect on pulmonary function assessed after one month or after at least 6 months of chronic treatment.

If a patient develops new, prolonged, or worsened dyspnea that is determined to be related to BRILINTA, no specific treatment is required; continue BRILINTA without interruption if possible. In the case of intolerable dyspnea requiring discontinuation of BRILINTA, consider prescribing another antiplatelet agent.

5.4 Discontinuation of BRILINTA

Discontinuation of BRILINTA will increase the risk of myocardial infarction, stroke, and death. If BRILINTA must be temporarily discontinued (e.g., to treat bleeding or for significant surgery), restart it as soon as possible. When possible, interrupt therapy with BRILINTA for five days prior to surgery that has a major risk of bleeding. Resume BRILINTA as soon as hemostasis is achieved.

5.5 Severe Hepatic Impairment

Avoid use of BRILINTA in patients with severe hepatic impairment. Severe hepatic impairment is likely to increase serum concentration of ticagrelor. There are no studies of BRILINTA patients with severe hepatic impairment [see *Clinical Pharmacology* (12.3)].

6 ADVERSE REACTIONS

The following adverse reactions are also discussed elsewhere in the labeling:

- Bleeding [see *Warnings and Precautions* (5.1)]
- Dyspnea [see *Warnings and Precautions* (5.3)]

6.1 Clinical Trials Experience

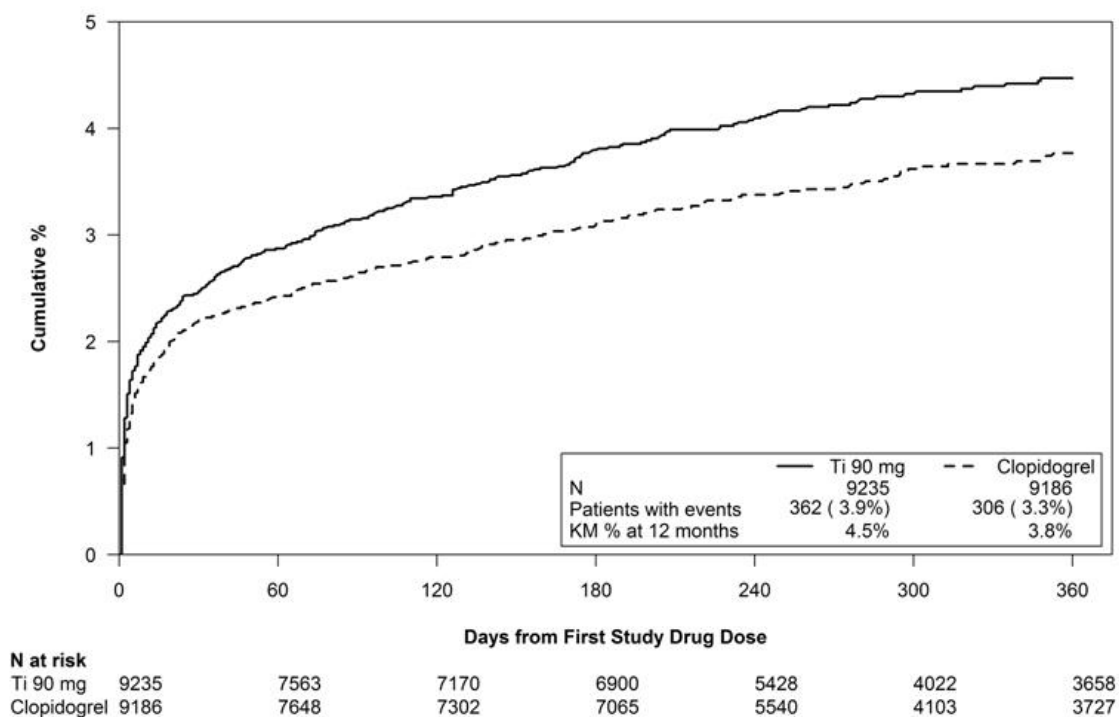
Because clinical trials are conducted under widely varying conditions, adverse reaction rates observed in the clinical trials of a drug cannot be directly compared to rates in the clinical trials of another drug and may not reflect the rates observed in practice.

BRILINTA has been evaluated for safety in more than 27000 patients, including more than 13000 patients treated for at least 1 year.

Bleeding in PLATO (Reduction in risk of thrombotic events in ACS)

Figure 1 is a plot of time to the first non-CABG major bleeding event.

Figure 1 - Kaplan-Meier estimate of time to first non-CABG PLATO-defined major bleeding event (PLATO)



Frequency of bleeding in PLATO is summarized in Tables 1 and 2. About half of the Non-CABG major bleeding events were in the first 30 days .

Table 1 – Non-CABG related bleeds (PLATO)

	BRILINTA[*] N=9235	Clopidogrel N=9186
	n (%) patients with event	n (%) patients with event
PLATO Major + Minor	713 (7.7)	567 (6.2)
Major	362 (3.9)	306 (3.3)
Fatal/Life-threatening	171 (1.9)	151 (1.6)
Fatal	15 (0.2)	16 (0.2)
Intracranial hemorrhage (Fatal/Life-threatening)	26 (0.3)	15 (0.2)

^{*} 90 mg BID

PLATO Minor bleed: requires medical intervention to stop or treat bleeding.

PLATO Major bleed: any one of the following: fatal; intracranial; intrapericardial with cardiac tamponade; hypovolemic shock or severe hypotension requiring intervention; significantly disabling (e.g., intraocular with permanent vision loss); associated with a decrease in Hb of at least 3 g/dL (or a fall in hematocrit (Hct) of at least 9%); transfusion of 2 or more units.

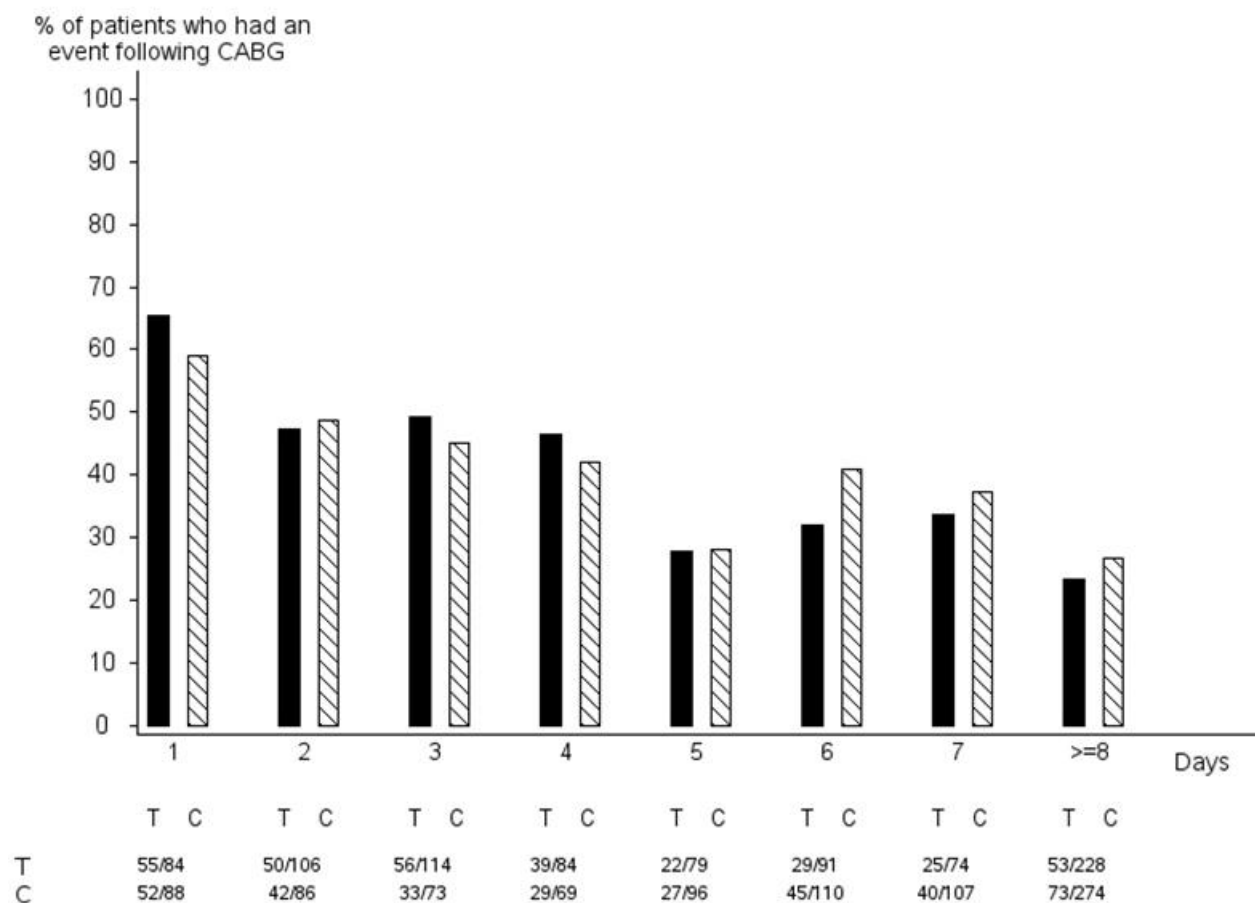
PLATO Major bleed, fatal/life-threatening: any major bleed as described above and associated with a decrease in Hb of more than 5 g/dL (or a fall in hematocrit (Hct) of at least 15%); transfusion of 4 or more units.

Fatal: A bleeding event that directly led to death within 7 days.

No baseline demographic factor altered the relative risk of bleeding with BRILINTA compared to clopidogrel.

In PLATO, 1584 patients underwent CABG surgery. The percentages of those patients who bled are shown in Figure 2 and Table 2.

Figure 2 – ‘Major fatal/life-threatening’ CABG-related bleeding by days from last dose of study drug to CABG procedure (PLATO)



X-axis is days from last dose of study drug prior to CABG.

The PLATO protocol recommended a procedure for withholding study drug prior to CABG or other major surgery without unblinding. If surgery was elective or non-urgent, study drug was interrupted temporarily, as follows: If local practice was to allow antiplatelet effects to dissipate before surgery, capsules (blinded clopidogrel) were withheld 5 days before surgery and tablets (blinded ticagrelor) were withheld for a minimum of 24 hours and a maximum of 72 hours before surgery. If local practice was to perform surgery without waiting for dissipation of antiplatelet effects capsules and tablets were withheld 24 hours prior to surgery and use of aprotinin or other haemostatic agents was allowed. If local practice was to use IPA monitoring to determine when surgery could be performed both the capsules and tablets were withheld at the same time and the usual monitoring procedures followed.

T Ticagrelor; C Clopidogrel.

Table – 2 CABG-related bleeding (PLATO)

	BRILINTA* N=770	Clopidogrel N=814
	n (%) patients with event	n (%) patients with event
PLATO Total Major	626 (81.3)	666 (81.8)
Fatal/Life-threatening	337 (43.8)	350 (43.0)
Fatal	6 (0.8)	7 (0.9)

* 90 mg BID

PLATO Major bleed: any one of the following: fatal; intracranial; intrapericardial with cardiac tamponade; hypovolemic shock or severe hypotension requiring intervention; significantly disabling (e.g., intraocular with permanent vision loss); associated with a decrease in Hb of at least 3 g/dL (or a fall in hematocrit (Hct) of at least 9%); transfusion of 2 or more units.

PLATO Major bleed, fatal/life-threatening: any major bleed as described above and associated with a decrease in Hb of more than 5 g/dL (or a fall in hematocrit (Hct) of at least 15%); transfusion of 4 or more units.

When antiplatelet therapy was stopped 5 days before CABG, major bleeding occurred in 75% of BRILINTA treated patients and 79% on clopidogrel.

Other Adverse Reactions in PLATO

Adverse reactions that occurred at a rate of 4% or more in PLATO are shown in Table 3.

Table 3 – Percentage of patients reporting non-hemorrhagic adverse reactions at least 4% or more in either group and more frequently on BRILINTA (PLATO)

	BRILINTA[*] N=9235	Clopidogrel N=9186
Dyspnea	13.8	7.8
Dizziness	4.5	3.9
Nausea	4.3	3.8

^{*} 90 mg BID

Bleeding in PEGASUS (Secondary Prevention in Patients with a History of Myocardial Infarction)

Overall outcome of bleeding events in the PEGASUS study are shown in Table 4.

Table 4 – Bleeding events (PEGASUS)

	BRILINTA[*] + Aspirin N=6958		Aspirin Alone N=6996	
	n (%) patients with event	Events / 100 pt yrs	n (%) patients with event	Events / 100 pt yrs
TIMI Major	115 (1.7)	0.78	54 (0.8)	0.34
Fatal	11 (0.2)	0.08	12 (0.2)	0.08
Intracranial hemorrhage	28 (0.4)	0.19	23 (0.3)	0.14
TIMI Major or Minor	168 (2.4)	1.15	72 (1.0)	0.45

^{*} 60 mg BID

TIMI Major: Fatal bleeding, OR any intracranial bleeding, OR clinically overt signs of hemorrhage associated with a drop in hemoglobin (Hgb) of ≥ 5 g/dL, or a fall in hematocrit (Hct) of 15%.

Fatal: A bleeding event that directly led to death within 7 days.

TIMI Minor: Clinically apparent with 3-5 g/dL decrease in hemoglobin.

The bleeding profile of BRILINTA 60 mg compared to aspirin alone was consistent across multiple pre-defined subgroups (e.g., by age, gender, weight, race, geographic region, concurrent conditions, concomitant therapy, stent, and medical history) for TIMI Major and TIMI Major or Minor bleeding events.

Other Adverse Reactions in PEGASUS

Adverse reactions that occurred in PEGASUS at rates of 3% or more are shown in Table 5.

Table 5 – Non-hemorrhagic adverse reactions reported in >3.0% of patients in the ticagrelor 60 mg treatment group (PEGASUS)

	BRILINTA[*] + Aspirin N=6958	Aspirin Alone N=6996
Dyspnea	14.2	5.5
Dizziness	4.5	4.1
Diarrhea	3.3	2.5

^{*}60 mg BID

Bradycardia

In a Holter substudy of about 3000 patients in PLATO, more patients had ventricular pauses with BRILINTA (6.0%) than with clopidogrel (3.5%) in the acute phase; rates were 2.2% and 1.6% respectively after 1 month. PLATO and PEGASUS excluded patients at increased risk of bradycardic events (e.g., patients who have sick sinus syndrome, 2nd or 3rd degree AV block, or bradycardic-related syncope and not protected with a pacemaker). In PLATO, syncope, pre-syncope and loss of consciousness were reported by 1.7% and 1.5% of BRILINTA 90 mg and clopidogrel patients, respectively. In PEGASUS, syncope was reported by 1.2% and 0.9% of patients on BRILINTA 60 mg and aspirin alone, respectively.

Lab abnormalities

Serum Uric Acid:

In PLATO, serum uric acid levels increased approximately 0.6 mg/dL from baseline on BRILINTA 90 mg and approximately 0.2 mg/dL on clopidogrel. The difference disappeared within 30 days of discontinuing treatment. Reports of gout did not differ between treatment groups in PLATO (0.6% in each group).

In PEGASUS, serum uric acid levels increased approximately 0.2 mg/dL from baseline on BRILINTA 60 mg and no elevation was observed on aspirin alone. Gout occurred more commonly in patients on BRILINTA than in patients on aspirin alone (1.5%,1.1%). Mean serum uric acid concentrations decreased after treatment was stopped.

Serum Creatinine:

In PLATO, a >50% increase in serum creatinine levels was observed in 7.4% of patients receiving BRILINTA 90 mg compared to 5.9% of patients receiving clopidogrel. The increases typically did not progress with ongoing treatment and often decreased with continued therapy. Evidence of reversibility upon discontinuation was observed even in those with the greatest on treatment increases. Treatment groups in PLATO did not differ for renal-related serious adverse events such as acute renal failure, chronic renal failure, toxic nephropathy, or oliguria.

In PEGASUS, serum creatinine concentration increased by >50% in approximately 4% of patients receiving BRILINTA 60 mg, similar to aspirin alone. The frequency of renal related adverse events was similar for ticagrelor and aspirin alone regardless of age and baseline renal function.

7 DRUG INTERACTIONS

7.1 Strong CYP3A Inhibitors

Strong CYP3A inhibitors substantially increase ticagrelor exposure and so increase the risk of dyspnea, bleeding, and other adverse events. Avoid use of strong inhibitors of CYP3A (e.g., ketoconazole, itraconazole, voriconazole, clarithromycin, nefazodone, ritonavir, saquinavir, nelfinavir, indinavir, atazanavir and telithromycin) [see *Clinical Pharmacology* (12.3)].

7.2 Strong CYP3A Inducers

Strong CYP3A inducers substantially reduce ticagrelor exposure and so decrease the efficacy of ticagrelor. Avoid use with strong inducers of CYP3A (e.g., rifampin, phenytoin, carbamazepine and phenobarbital) [see *Clinical Pharmacology* (12.3)].

7.3 Aspirin

Use of BRILINTA with aspirin maintenance doses above 100 mg reduced the effectiveness of BRILINTA [see *Warnings and Precautions* (5.2) and *Clinical Studies* (14.1)].

7.4 Simvastatin, Lovastatin

BRILINTA increases serum concentrations of simvastatin and lovastatin because these drugs are metabolized by CYP3A4. Avoid simvastatin and lovastatin doses greater than 40 mg [see *Clinical Pharmacology* (12.3)].

7.5 Digoxin

BRILINTA inhibits the P-glycoprotein transporter; monitor digoxin levels with initiation of or change in BRILINTA therapy [see *Clinical Pharmacology* (12.3)].

8 USE IN SPECIFIC POPULATIONS

8.1 Pregnancy

Pregnancy Category C:

There are no adequate and well-controlled studies of BRILINTA use in pregnant women. In animal studies, ticagrelor caused structural abnormalities at maternal doses about 5 to 7 times the maximum recommended human dose (MRHD) based on body surface area. BRILINTA should be used during pregnancy only if the potential benefit justifies the potential risk to the fetus.

In reproductive toxicology studies, pregnant rats received ticagrelor during organogenesis at doses from 20 to 300 mg/kg/day. 20 mg/kg/day is approximately the same as the MRHD of 90 mg twice daily for a 60 kg human on a mg/m² basis. Adverse outcomes in offspring occurred at doses of 300 mg/kg/day (16.5 times the MRHD on a mg/m² basis) and included supernumerary liver lobe and ribs, incomplete ossification of sternebrae, displaced articulation of pelvis, and misshapen/misaligned sternebrae. At the mid-dose of 100 mg/kg/day, delayed development of liver and skeleton was seen. When pregnant rabbits received ticagrelor during organogenesis at doses from 21 to 63 mg/kg/day, fetuses exposed to the highest maternal dose of 63 mg/kg/day (6.8 times the MRHD on a mg/m² basis) had delayed gall bladder development and incomplete ossification of the hyoid, pubis and sternebrae occurred.

In a prenatal/postnatal study, pregnant rats received ticagrelor at doses of 10 to 180 mg/kg/day during late gestation and lactation. Pup death and effects on pup growth were observed at 180 mg/kg/day (approximately 10 times the MRHD on a mg/m² basis). Relatively minor effects such as delays in pinna unfolding and eye opening occurred at doses of 10 and 60 mg/kg (approximately one-half and 3.2 times the MRHD on a mg/m² basis).

8.3 Nursing Mothers

It is not known whether ticagrelor or its active metabolites are excreted in human milk. Ticagrelor is excreted in rat milk. Because many drugs are excreted in human milk, and because of the potential for serious adverse reactions in nursing infants from BRILINTA, a decision should be made whether to discontinue nursing or to discontinue BRILINTA.

8.4 Pediatric Use

The safety and effectiveness of BRILINTA in pediatric patients have not been established.

8.5 Geriatric Use

In PLATO and PEGASUS, about half of patients in each study were ≥ 65 years of age and about 15% were ≥ 75 years of age. No overall differences in safety or effectiveness were observed between elderly and younger patients.

8.6 Hepatic Impairment

Ticagrelor is metabolized by the liver and impaired hepatic function can increase risks for bleeding and other adverse events. Avoid use of BRILINTA in patients with severe hepatic impairment. There is limited experience with BRILINTA in patients with moderate hepatic impairment; consider the risks and benefits of treatment, noting the probable increase in exposure to ticagrelor. No dosage adjustment is needed in patients with mild hepatic impairment [see *Contraindications* (4), *Warnings and Precautions* (5.5) and *Clinical Pharmacology* (12.3)].

8.7 Renal Impairment

No dosage adjustment is needed in patients with renal impairment. Patients receiving dialysis have not been studied [see *Clinical Pharmacology* (12.3)].

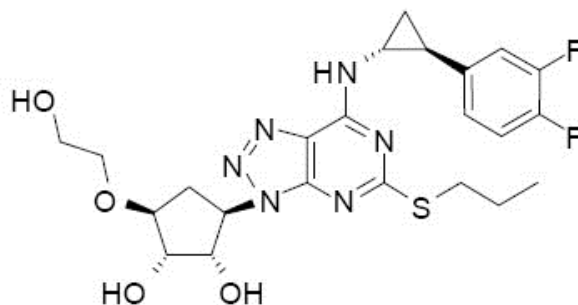
10 OVERDOSAGE

There is currently no known treatment to reverse the effects of BRILINTA, and ticagrelor is not expected to be dialyzable. Treatment of overdose should follow local standard medical practice. Bleeding is the expected pharmacologic effect of overdosing. If bleeding occurs, appropriate supportive measures should be taken.

Other effects of overdose may include gastrointestinal effects (nausea, vomiting, diarrhea) or ventricular pauses. Monitor the ECG.

11 DESCRIPTION

BRILINTA contains ticagrelor, a cyclopentyltriazolopyrimidine, inhibitor of platelet activation and aggregation mediated by the P2Y₁₂ ADP-receptor. Chemically it is (1*S*,2*S*,3*R*,5*S*)-3-[7-[(1*R*,2*S*)-2-(3,4-difluorophenyl)cyclopropyl]amino]-5-(propylthio)-3*H*-[1,2,3]-triazolo[4,5-*d*]pyrimidin-3-yl]-5-(2-hydroxyethoxy)cyclopentane-1,2-diol. The empirical formula of ticagrelor is C₂₃H₂₈F₂N₆O₄S and its molecular weight is 522.57. The chemical structure of ticagrelor is:



Ticagrelor is a crystalline powder with an aqueous solubility of approximately 10 µg/mL at room temperature.

BRILINTA 90 mg tablets for oral administration contain 90 mg of ticagrelor and the following ingredients: mannitol, dibasic calcium phosphate, sodium starch glycolate, hydroxypropyl cellulose, magnesium stearate, hydroxypropyl methylcellulose, titanium dioxide, talc, polyethylene glycol 400, and ferric oxide yellow.

BRILINTA 60 mg tablets for oral administration contain 60 mg of ticagrelor and the following ingredients: mannitol, dibasic calcium phosphate, sodium starch glycolate, hydroxypropyl cellulose, magnesium stearate, hydroxypropyl methylcellulose, titanium dioxide, polyethylene glycol 400, ferric oxide black, and ferric oxide red.

12 CLINICAL PHARMACOLOGY

12.1 Mechanism of Action

Ticagrelor and its major metabolite reversibly interact with the platelet P2Y₁₂ ADP-receptor to prevent signal transduction and platelet activation. Ticagrelor and its active metabolite are approximately equipotent.

12.2 Pharmacodynamics

The inhibition of platelet aggregation (IPA) by ticagrelor and clopidogrel was compared in a 6 week study examining both acute and chronic platelet inhibition effects in response to 20 μ M ADP as the platelet aggregation agonist.

The onset of IPA was evaluated on Day 1 of the study following loading doses of 180 mg ticagrelor or 600 mg clopidogrel. As shown in Figure 3, IPA was higher in the ticagrelor group at all time points. The maximum IPA effect of ticagrelor was reached at around 2 hours, and was maintained for at least 8 hours.

The offset of IPA was examined after 6 weeks on ticagrelor 90 mg twice daily or clopidogrel 75 mg daily, again in response to 20 μ M ADP.

As shown in Figure 4, mean maximum IPA following the last dose of ticagrelor was 88% and 62% for clopidogrel. The insert in Figure 4 shows that after 24 hours, IPA in the ticagrelor group (58%) was similar to IPA in clopidogrel group (52%), indicating that patients who miss a dose of ticagrelor would still maintain IPA similar to the trough IPA of patients treated with clopidogrel. After 5 days, IPA in the ticagrelor group was similar to IPA in the placebo group. It is not known how either bleeding risk or thrombotic risk track with IPA, for either ticagrelor or clopidogrel.

Figure 3 – Mean inhibition of platelet aggregation (\pm SE) following single oral doses of placebo, 180 mg ticagrelor or 600 mg clopidogrel

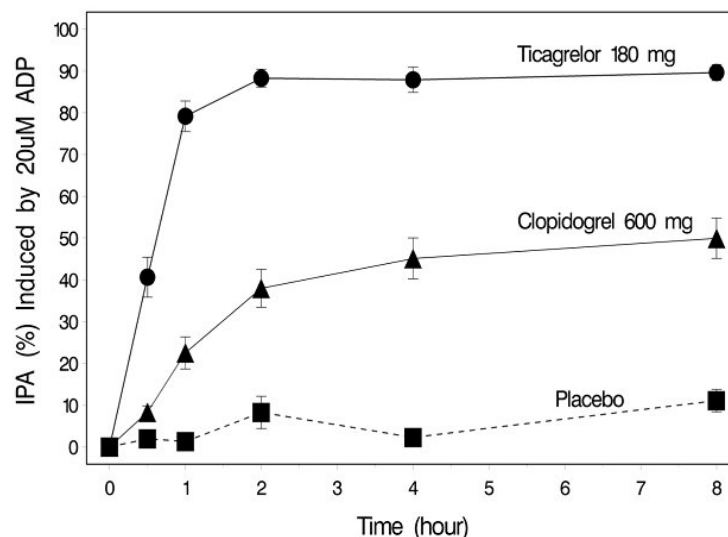
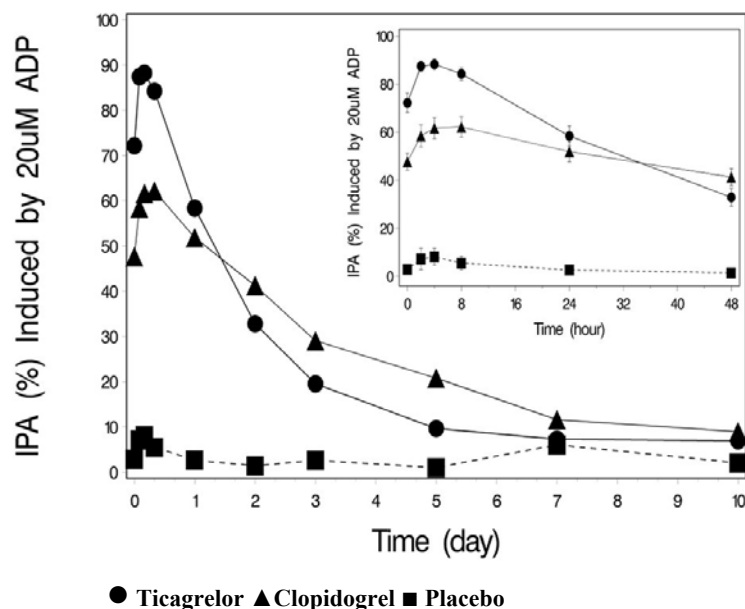


Figure 4 – Mean inhibition of platelet aggregation (IPA) following 6 weeks on placebo, ticagrelor 90 mg twice daily, or clopidogrel 75 mg daily



Transitioning from clopidogrel to BRILINTA resulted in an absolute IPA increase of 26.4% and from BRILINTA to clopidogrel resulted in an absolute IPA decrease of 24.5%. Patients can be transitioned from clopidogrel to BRILINTA without interruption of antiplatelet effect [see *Dosage and Administration* (2)].

12.3 Pharmacokinetics

Ticagrelor demonstrates dose proportional pharmacokinetics, which are similar in patients and healthy volunteers.

Absorption

BRILINTA can be taken with or without food. Absorption of ticagrelor occurs with a median t_{max} of 1.5 h (range 1.0–4.0). The formation of the major circulating metabolite AR-C124910XX (active) from ticagrelor occurs with a median t_{max} of 2.5 h (range 1.5–5.0).

The mean absolute bioavailability of ticagrelor is about 36% (range 30%–42%). Ingestion of a high-fat meal had no effect on ticagrelor C_{max} , but resulted in a 21% increase in AUC. The C_{max} of its major metabolite was decreased by 22% with no change in AUC.

BRILINTA as crushed tablets mixed in water, given orally or administered through a nasogastric tube into the stomach, is bioequivalent to whole tablets (AUC and C_{max} within 80–125% for ticagrelor and AR-C124910XX) with a median t_{max} of 1.0 hour (range 1.0 – 4.0) for ticagrelor and 2.0 hours (range 1.0 –8.0) for AR-C124910XX.

Distribution

The steady state volume of distribution of ticagrelor is 88 L. Ticagrelor and the active metabolite are extensively bound to human plasma proteins (>99%).

Metabolism

CYP3A4 is the major enzyme responsible for ticagrelor metabolism and the formation of its major active metabolite. Ticagrelor and its major active metabolite are weak P-glycoprotein substrates and inhibitors. The systemic exposure to the active metabolite is approximately 30–40% of the exposure of ticagrelor.

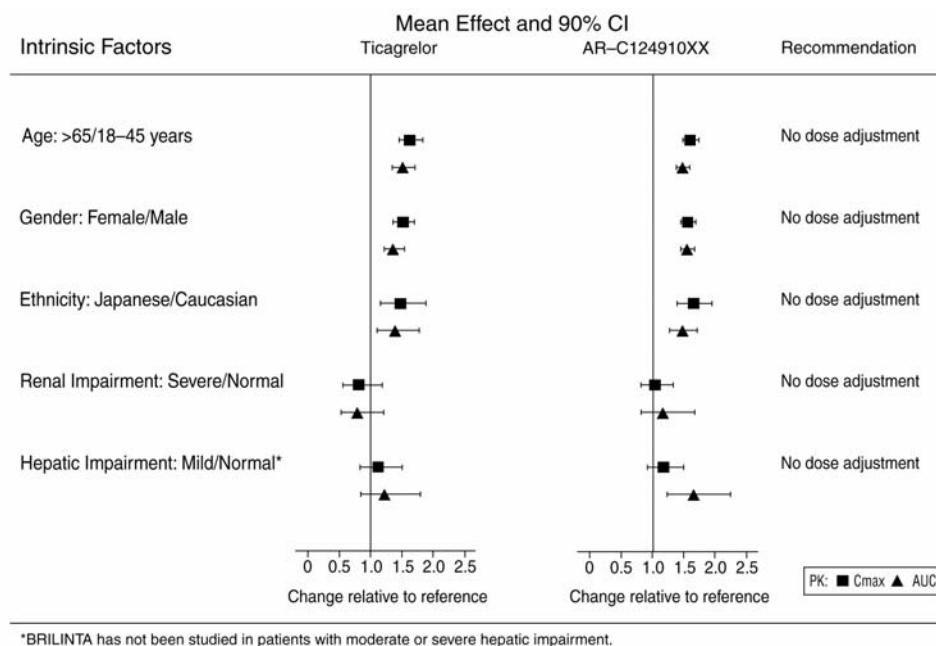
Excretion

The primary route of ticagrelor elimination is hepatic metabolism. When radiolabeled ticagrelor is administered, the mean recovery of radioactivity is approximately 84% (58% in feces, 26% in urine). Recoveries of ticagrelor and the active metabolite in urine were both less than 1% of the dose. The primary route of elimination for the major metabolite of ticagrelor is most likely to be biliary secretion. The mean $t_{1/2}$ is approximately 7 hours for ticagrelor and 9 hours for the active metabolite.

Specific Populations

The effects of age, gender, ethnicity, renal impairment and mild hepatic impairment on the pharmacokinetics of ticagrelor are presented in Figure 5. Effects are modest and do not require dose adjustment.

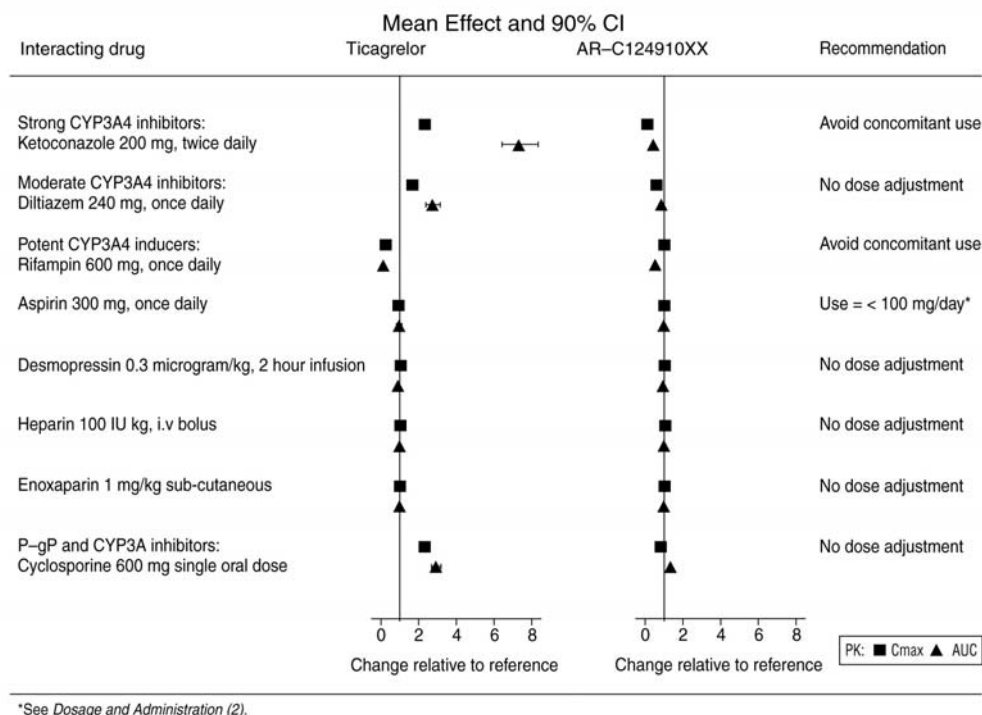
Figure 5 – Impact of intrinsic factors on the pharmacokinetics of ticagrelor



Effects of Other Drugs on BRILINTA

CYP3A4 is the major enzyme responsible for ticagrelor metabolism and the formation of its major active metabolite. The effects of other drugs on the pharmacokinetics of ticagrelor are presented in Figure 6 as change relative to ticagrelor given alone (test/reference). Strong CYP3A inhibitors (e.g., ketoconazole, itraconazole, and clarithromycin) substantially increase ticagrelor exposure. Moderate CYP3A inhibitors have lesser effects (e.g., diltiazem). CYP3A inducers (e.g., rifampin) substantially reduce ticagrelor blood levels. P-gp inhibitors (e.g., cyclosporine) increase ticagrelor exposure.

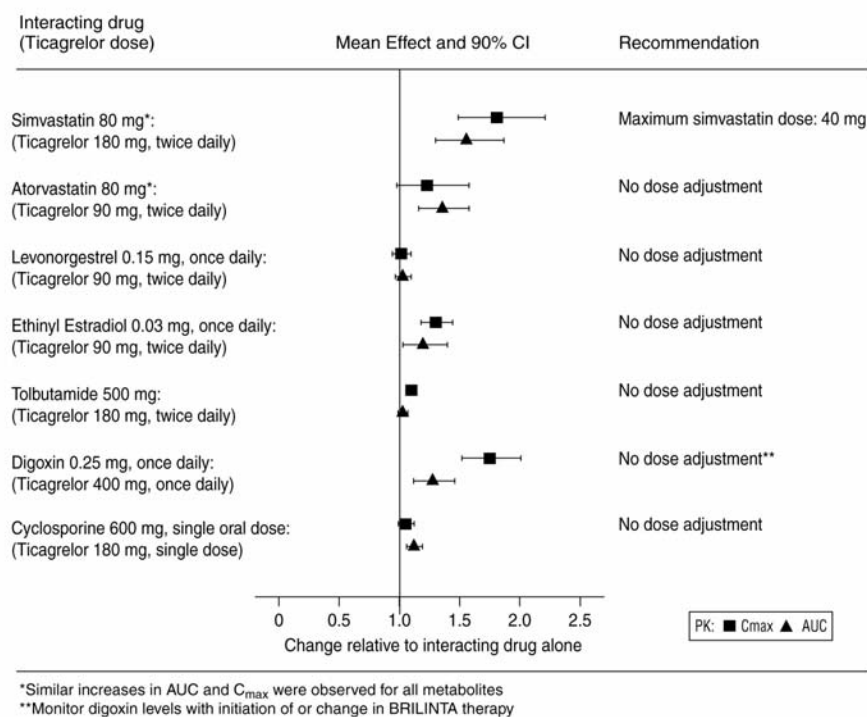
Figure 6 – Effect of co-administered drugs on the pharmacokinetics of ticagrelor



Effects of BRILINTA on Other Drugs

In vitro metabolism studies demonstrate that ticagrelor and its major active metabolite are weak inhibitors of CYP3A4, potential activators of CYP3A5 and inhibitors of the P-gp transporter. Ticagrelor and AR-C124910XX were shown to have no inhibitory effect on human CYP1A2, CYP2C19, and CYP2E1 activity. For specific *in vivo* effects on the pharmacokinetics of simvastatin, atorvastatin, ethinyl estradiol, levonorgesterol, tolbutamide, digoxin and cyclosporine, see Figure 7.

Figure 7 – Impact of BRILINTA on the pharmacokinetics of co-administered drugs



12.5 Pharmacogenetics

In a genetic substudy cohort of PLATO, the rate of thrombotic CV events in the BRILINTA arm did not depend on CYP2C19 loss of function status.

13 NONCLINICAL TOXICOLOGY

13.1 Carcinogenesis, Mutagenesis, Impairment of Fertility

Carcinogenesis

Ticagrelor was not carcinogenic in the mouse at doses up to 250 mg/kg/day or in the male rat at doses up to 120 mg/kg/day (19 and 15 times the MRHD of 90 mg twice daily on the basis of AUC, respectively). Uterine carcinomas, uterine adenocarcinomas and hepatocellular adenomas were seen in female rats at doses of 180 mg/kg/day (29-fold the maximally recommended dose of 90 mg twice daily on the basis of AUC), whereas 60 mg/kg/day (8-fold the MRHD based on AUC) was not carcinogenic in female rats.

Mutagenesis

Ticagrelor did not demonstrate genotoxicity when tested in the Ames bacterial mutagenicity test, mouse lymphoma assay and the rat micronucleus test. The active O-demethylated metabolite did not demonstrate genotoxicity in the Ames assay and mouse lymphoma assay.

Impairment of Fertility

Ticagrelor had no effect on male fertility at doses up to 180 mg/kg/day or on female fertility at doses up to 200 mg/kg/day (>15-fold the MRHD on the basis of AUC). Doses of ≥10 mg/kg/day given to female rats caused an increased incidence of irregular duration estrus cycles (1.5-fold the MRHD based on AUC).

14 CLINICAL STUDIES

14.1 Acute Coronary Syndromes and Secondary Prevention after Myocardial Infarction

PLATO

PLATO was a randomized double-blind study comparing BRILINTA (N=9333) to clopidogrel (N=9291), both given in combination with aspirin and other standard therapy, in patients with acute coronary syndromes (ACS), who presented within 24 hours of onset of the most recent episode of chest pain or symptoms. The study's primary endpoint was the composite of first occurrence of cardiovascular death, non-fatal MI (excluding silent MI), or non-fatal stroke.

Patients who had already been treated with clopidogrel could be enrolled and randomized to either study treatment. Patients with previous intracranial hemorrhage, gastrointestinal bleeding within the past 6 months, or with known bleeding diathesis or coagulation disorder were excluded. Patients taking anticoagulants were excluded from participating and patients who developed an indication for anticoagulation during the trial were discontinued from study drug. Patients could be included whether there was intent to manage the ACS medically or invasively, but patient randomization was not stratified by this intent.

All patients randomized to BRILINTA received a loading dose of 180 mg followed by a maintenance dose of 90 mg twice daily. Patients in the clopidogrel arm were treated with an initial loading dose of clopidogrel 300 mg, if clopidogrel therapy had not already been given. Patients undergoing PCI could receive an additional 300 mg of clopidogrel at investigator discretion. A daily maintenance dose of aspirin 75-100 mg was recommended, but higher maintenance doses of aspirin were allowed according to local judgment. Patients were treated for at least 6 months and for up to 12 months.

PLATO patients were predominantly male (72%) and Caucasian (92%). About 43% of patients were >65 years and 15% were >75 years. Median exposure to study drug was 277 days. About half of the patients received pre-study clopidogrel and about 99% of the patients received aspirin at some time during PLATO. About 35% of patients were receiving a statin at baseline and 93% received a statin sometime during PLATO.

Table 6 shows the study results for the primary composite endpoint and the contribution of each component to the primary endpoint. Separate secondary endpoint analyses are shown for the overall occurrence of CV death, MI, and stroke and overall mortality.

Table 6 – Patients with outcome events (KM%)(PLATO)

	BRILINTA¹ N=9333	Clopidogrel N=9291	Hazard Ratio (95% CI)	p-value
Composite of CV death, MI, or stroke	9.8	11.7	0.84 (0.77, 0.92)	0.0003
CV death	2.9	4.0	0.74	
Non-fatal MI	5.8	6.9	0.84	
Non-fatal stroke	1.4	1.1	1.24	
Secondary endpoints ²				
CV death	4.0	5.1	0.79 (0.69, 0.91)	0.0013
MI ³	5.8	6.9	0.84 (0.75, 0.95)	0.0045
Stroke ³	1.5	1.3	1.17 (0.91, 1.52)	0.22
All-cause mortality	4.5	5.9	0.78 (0.69, 0.89)	0.0003

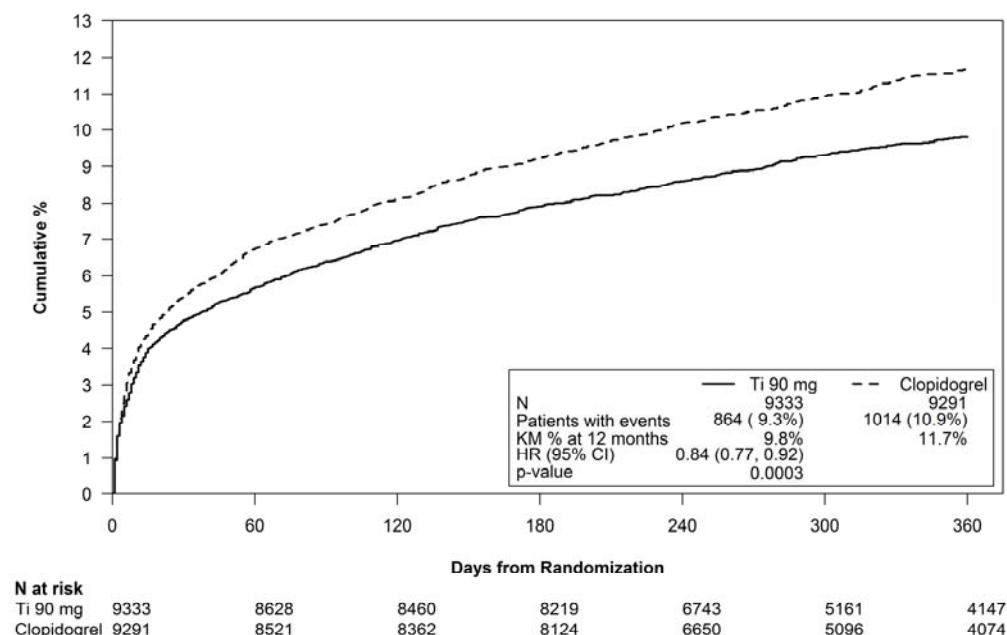
1. Dosed at 90 mg bid.

2. Note: rates of first events for the components CV Death, MI and Stroke are the actual rates for first events for each component and do not add up to the overall rate of events in the composite endpoint.

3. Including patients who could have had other non-fatal events or died.

The Kaplan-Meier curve (Figure 8) shows time to first occurrence of the primary composite endpoint of CV death, non-fatal MI or non-fatal stroke in the overall study.

Figure 8 – Time to first occurrence of CV death, MI, or stroke (PLATO)



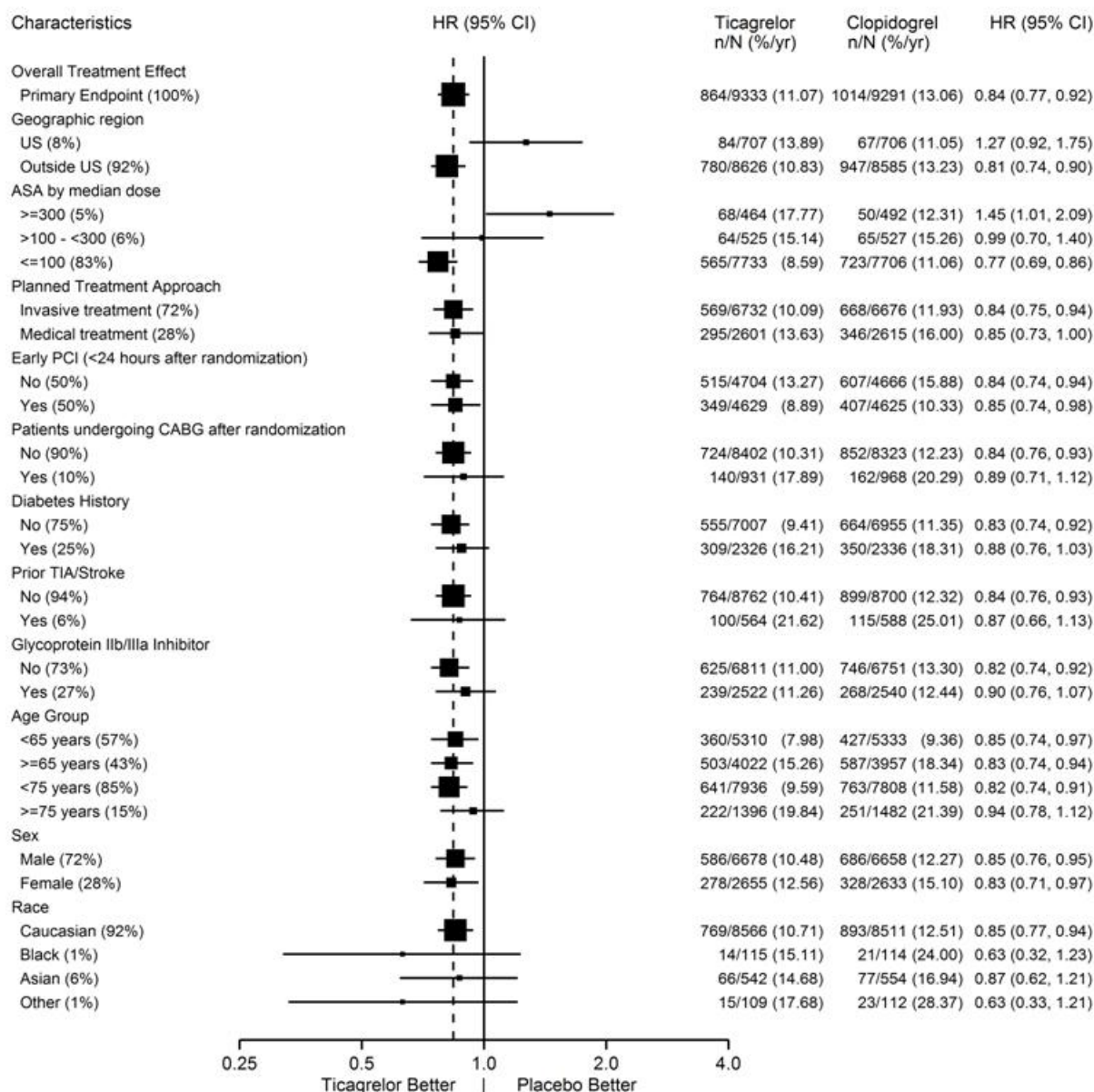
The curves separate by 30 days [relative risk reduction (RRR) 12%] and continue to diverge throughout the 12 month treatment period (RRR 16%).

Among 11289 patients with PCI receiving any stent during PLATO, there was a lower risk of stent thrombosis (1.3% for adjudicated “definite”) than with clopidogrel (1.9%) (HR 0.67, 95% CI 0.50-0.91; $p=0.009$). The results were similar for drug-eluting and bare metal stents.

A wide range of demographic, concurrent baseline medications, and other treatment differences were examined for their influence on outcome. Some of these are shown in Figure 9. Such analyses must be interpreted cautiously, as differences can reflect the play of chance among a large number of analyses. Most of the analyses show effects consistent with the overall results, but there are two exceptions: a finding of heterogeneity by region and a strong influence of the maintenance dose of aspirin. These are considered further below.

Most of the characteristics shown are baseline characteristics, but some reflect post-randomization determinations (e.g., aspirin maintenance dose, use of PCI).

Figure 9 – Subgroup analyses of (PLATO)



Note: The figure above presents effects in various subgroups most of which are baseline characteristics and most of which were pre-specified. The 95% confidence limits that are shown do not take into account how many comparisons were made, nor do they reflect the effect of a particular factor after adjustment for all other factors. Apparent homogeneity or heterogeneity among groups should not be over-interpreted.

Regional Differences

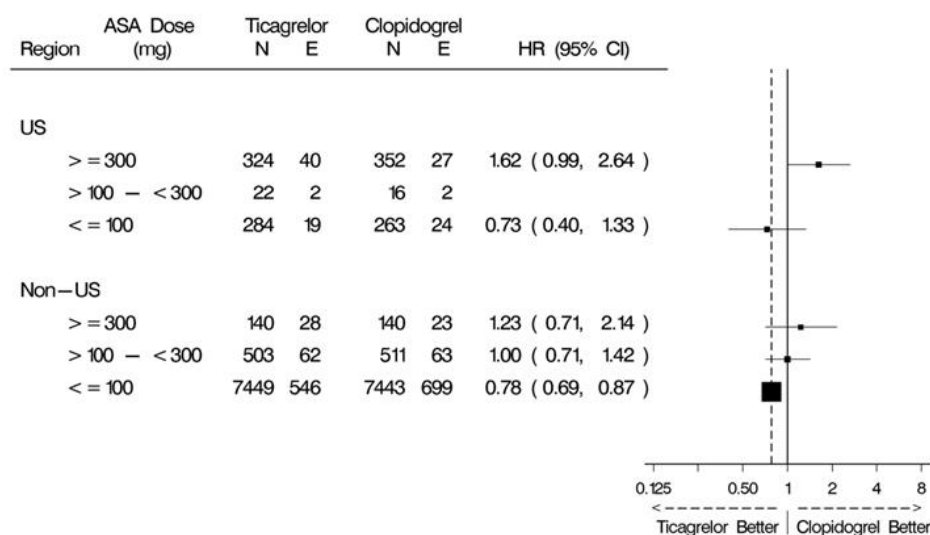
Results in the rest of the world compared to effects in North America (US and Canada) show a smaller effect in North America, numerically inferior to the control and driven by the US subset. The statistical test for the US/non-US comparison is statistically significant ($p=0.009$), and the same trend is present for both CV death and non-fatal MI. The individual results and nominal p -values, like all subset analyses, need cautious interpretation, and they could represent chance findings. The consistency of the differences in both the CV mortality and non-fatal MI components, however, supports the possibility that the finding is reliable.

A wide variety of baseline and procedural differences between the US and non-US (including intended invasive vs. planned medical management, use of GPIIb/IIIa inhibitors, use of drug eluting vs. bare-metal stents) were examined to see if they could account for regional differences, but with one exception, aspirin maintenance dose, these differences did not appear to lead to differences in outcome.

Aspirin Dose

The PLATO protocol left the choice of aspirin maintenance dose up to the investigator and use patterns were different in US sites from sites outside of the US. About 8% of non-US investigators administered aspirin doses above 100 mg, and about 2% administered doses above 300 mg. In the US 57% of patients received doses above 100 mg and 54% received doses above 300 mg. Overall results favored BRILINTA when used with low maintenance doses (≤ 100 mg) of aspirin, and results analyzed by aspirin dose were similar in the US and elsewhere. Figure 10 shows overall results by median aspirin dose. Figure 10 shows results by region and dose.

Figure 10 – CV death, MI, stroke by maintenance aspirin dose in the US and outside the US (PLATO)



Like any unplanned subset analysis, especially one where the characteristic is not a true baseline characteristic (but may be determined by usual investigator practice), the above analyses must be treated with caution. It is notable, however, that aspirin dose predicts outcome in both regions with a similar pattern, and that the pattern is similar for the two major components of the primary endpoint, CV death and non-fatal MI.

Despite the need to treat such results cautiously, there appears to be good reason to restrict aspirin maintenance dosage accompanying ticagrelor to 100 mg. Higher doses do not have an established benefit in the ACS setting, and there is a strong suggestion that use of such doses reduces the effectiveness of BRILINTA.

PEGASUS

The PEGASUS TIMI-54 study was a 21162-patient, randomized, double-blind, placebo-controlled, parallel-group study. Two doses of ticagrelor, either 90 mg twice daily or 60 mg twice daily, co-administered with 75-150 mg of aspirin, were compared to aspirin therapy alone in patients with history of MI. The primary endpoint was the composite of first occurrence of CV death, non-fatal MI and non-fatal stroke. CV death and all-cause mortality were assessed as secondary endpoints.

Patients were eligible to participate if they were ≥ 50 years old, with a history of MI 1 to 3 years prior to randomization, and had at least one of the following risk factors for thrombotic cardiovascular events: age ≥ 65 years, diabetes mellitus

requiring medication, at least one other prior MI, evidence of multivessel coronary artery disease, or creatinine clearance <60 mL/min. Patients could be randomized regardless of their prior ADP receptor blocker therapy or a lapse in therapy. Patients requiring or who were expected to require renal dialysis during the study were excluded. Patients with any previous intracranial hemorrhage, gastrointestinal bleeding within the past 6 months, or with known bleeding diathesis or coagulation disorder were excluded. Patients taking anticoagulants were excluded from participating and patients who developed an indication for anticoagulation during the trial were discontinued from study drug. A small number of patients with a history of stroke were included. Based on information external to PEGASUS, 102 patients with a history of stroke (90 of whom received study drug) were terminated early and no further such patients were enrolled.

Patients were treated for at least 12 months and up to 48 months with a median follow up time of 33 months.

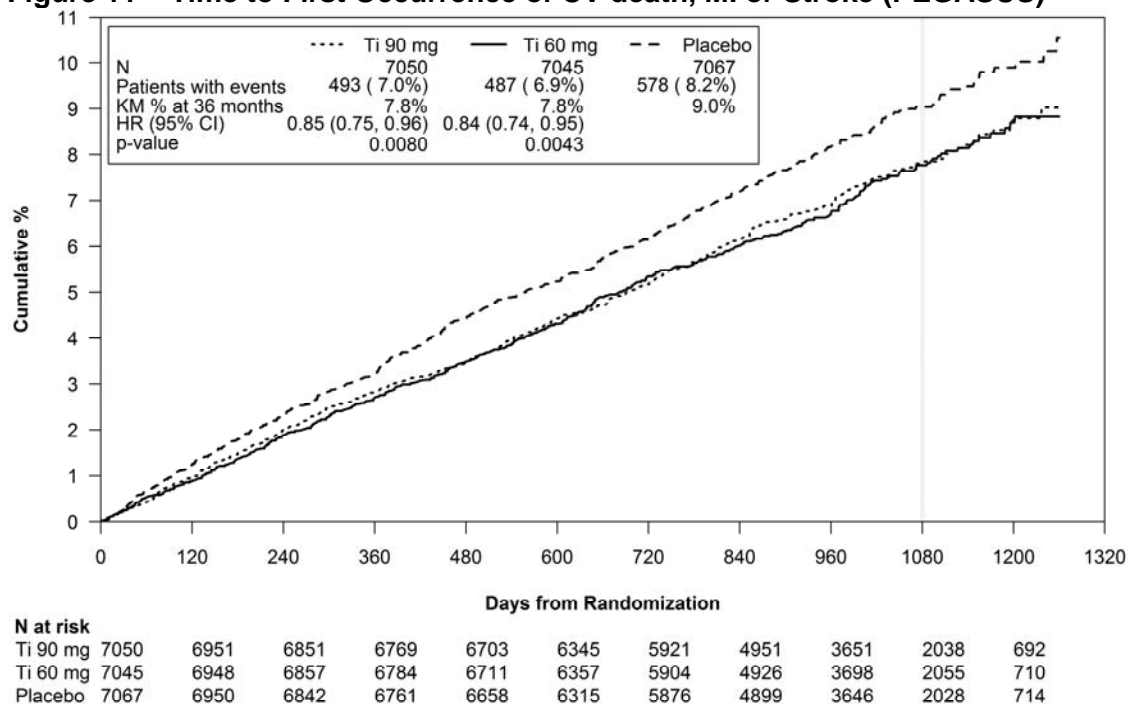
Patients were predominantly male (76%) Caucasian (87%) with a mean age 65 years, and 99.8% of patients received prior Aspirin therapy. See Table 7 for key baseline features.

Table 7 – Baseline features (PEGASUS)

Demographic	% Patients
<65 years	45%
Diabetes	32%
Multivessel disease	59%
History of >1 MI	17%
Chronic non-end stage renal disease	19%
Stent	80%
Prior P2Y12 platelet inhibitor therapy	89%
Lipid lowering therapy	94%

The Kaplan-Meier curve (Figure 11) shows time to first occurrence of the primary composite endpoint of CV death, non-fatal MI or non-fatal stroke.

Figure 11 – Time to First Occurrence of CV death, MI or Stroke (PEGASUS)



Ti = Ticagrelor BID, CI = Confidence interval; HR = Hazard ratio; KM = Kaplan-Meier; N = Number of patients.

Both the 60 mg and 90 mg regimens of BRILINTA in combination with aspirin were superior to aspirin alone in reducing the incidence of CV death, MI or stroke. The absolute risk reductions for BRILINTA plus aspirin vs. aspirin alone were 1.27% and 1.19% for the 60 and 90 mg regimens, respectively. Although the efficacy profiles of the two regimens were similar, the lower dose had lower risks of bleeding and dyspnea.

Table 8 shows the results for the 60 mg plus aspirin regimen vs. aspirin alone.

Table 8 – Incidences of the primary composite endpoint, primary composite endpoint components, and secondary endpoints (PEGASUS)

	BRILINTA[*] + Aspirin N=7045		Aspirin Alone N=7067		HR (95% CI)	p-value
	n (patients with event)	KM%	n (patients with event)	KM%		
Time to first CV death, MI, or stroke [*]	487	7.8	578	9.0	0.84 (0.74, 0.95)	0.0043
CV Death ^a	116		128			
Myocardial infarction ^a	283		336			
Stroke ^a	88		114			
Subjects with events at any time	174	2.9	210	3.4	0.83 (0.68, 1.01)	
CV Death ^{b**}						
Myocardial infarction ^b	285	4.5	338	5.2	0.84 (0.72, 0.98)	
Stroke ^b	91	1.5	122	1.9	0.75 (0.57, 0.98)	
All-cause mortality ^{**}	289	4.7	326	5.2	0.89 (0.76, 1.04)	

^{*} 60 mg BID

CI = Confidence interval; CV = Cardiovascular; HR = Hazard ratio; KM = Kaplan-Meier percentage calculated at 36 months; MI = Myocardial infarction; N = Number of patients; ^{*}Primary endpoint; ^{**}Secondary endpoints.

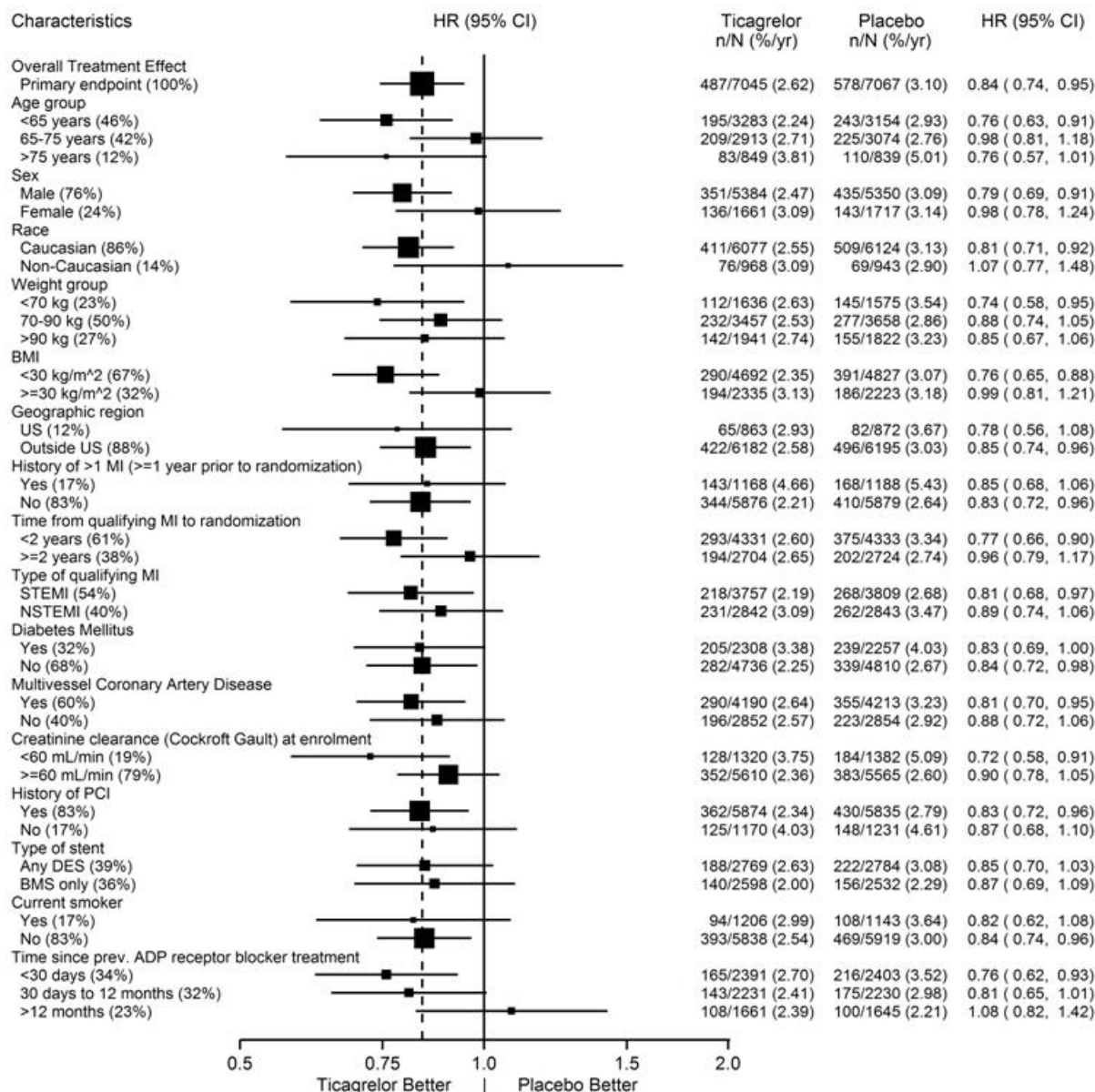
^a For the components, the first-occurring component of the composite is included.

^b The number of first events for the components CV Death, MI and Stroke are the actual number of first events for each component and do not add up to the number of events in the composite endpoint.

In PEGASUS, the RRR for the composite endpoint from 1 to 360 days (17% RRR) and from 361 days and onwards (16% RRR) were similar.

The treatment effect of BRILINTA 60 mg over aspirin appeared similar across most pre-defined subgroups, see Figure 12.

Figure 12 – Subgroup analyses of ticagrelor 60 mg (PEGASUS)



Note: The figure above presents effects in various subgroups all of which are baseline characteristics and most of which were pre-specified. The 95% confidence limits that are shown do not take into account how many comparisons were made, nor do they reflect the effect of a particular factor after adjustment for all other factors. Apparent homogeneity or heterogeneity among groups should not be over-interpreted.

16 HOW SUPPLIED/STORAGE AND HANDLING

BRILINTA (ticagrelor) 90 mg is supplied as a round, biconvex, yellow, film-coated tablet with a “90” above “T” on one side:

Bottles of 14 – NDC 0186-0777-28

Bottles of 60 – NDC 0186-0777-60

100 count Hospital Unit Dose – NDC 0186-0777-39

BRILINTA (ticagrelor) 60 mg is supplied as a round, biconvex, pink, film-coated tablet with a “60” above “T” on one side;

Bottles of 60 – NDC 0186-0776-60

Blister of 14 – NDC 0186-0776-94

Storage and Handling

Store at 25°C (77°F); excursions permitted to 15° to 30°C (59° to 86°F) [see USP controlled room temperature].

17 PATIENT COUNSELING INFORMATION

Advise the patient to read the FDA-approved patient labeling (Medication Guide)

Advise patients daily doses of aspirin should not exceed 100 mg and to avoid taking any other medications that contain aspirin.

Advise patients that they:

- Will bleed and bruise more easily
- Will take longer than usual to stop bleeding
- Should report any unanticipated, prolonged or excessive bleeding, or blood in their stool or urine.

Advise patients to contact their doctor if they experience unexpected shortness of breath, especially if severe.

Advise patients to inform physicians and dentists that they are taking BRILINTA before any surgery or dental procedure.

BRILINTA[®] is a trademark of the AstraZeneca group of companies.

Distributed by: AstraZeneca LP, Wilmington, DE 19850

© AstraZeneca 2011, 2013, 2015

MEDICATION GUIDE
BRILINTA® (brih-LIN-tah)
(ticagrelor) Tablets

What is the most important information I should know about BRILINTA?

BRILINTA is used to lower your chance of having a heart attack or dying from a heart attack or stroke **but BRILINTA (and similar drugs) can cause bleeding that can be serious and sometimes lead to death.** In cases of serious bleeding, such as internal bleeding, the bleeding may result in the need for blood transfusions or surgery. While you take BRILINTA:

- you may bruise and bleed more easily
- you are more likely to have nose bleeds
- it will take longer than usual for any bleeding to stop

Call your doctor right away, if you have any of these signs or symptoms of bleeding while taking BRILINTA:

- bleeding that is severe or that you cannot control
- pink, red or brown urine
- vomiting blood or your vomit looks like “coffee grounds”
- red or black stools (looks like tar)
- coughing up blood or blood clots

Do not stop taking BRILINTA without talking to the doctor who prescribes it for you. People who are treated with a stent, and stop taking BRILINTA too soon, have a higher risk of getting a blood clot in the stent, having a heart attack, or dying. If you stop BRILINTA because of bleeding, or for other reasons, your risk of a heart attack or stroke may increase. Your doctor may instruct you to stop taking BRILINTA 5 days before surgery. This will help to decrease your risk of bleeding with your surgery or procedure. Your doctor should tell you when to start taking BRILINTA again, as soon as possible after surgery.

Taking BRILINTA with aspirin

BRILINTA is taken with aspirin. Talk to your doctor about the dose of aspirin that you should take with BRILINTA. You should not take a dose of aspirin higher than 100 mg daily because it can affect how well BRILINTA works. Do not take doses of aspirin higher than what your doctor tells you to take. Tell your doctor if you take other medicines that contain aspirin, and do not take new over-the-counter medicines with aspirin in them.

What is BRILINTA?

BRILINTA is a prescription medicine used to treat people who:

- have had a heart attack or severe chest pain that happened because their heart was not getting enough oxygen.

BRILINTA is used with aspirin to lower your chance of having another serious problem with your heart or blood vessels, such as heart attack, stroke, or blood clots in your stent. These can be fatal.

Platelets are blood cells that help with normal blood clotting. BRILINTA helps prevent platelets from sticking together and forming a clot that can block an artery.

It is not known if BRILINTA is safe and effective in children.

Who should not take BRILINTA?

Do not take BRILINTA if you:

- have a history of bleeding in the brain
- are bleeding now
- are allergic to ticagrelor or any of the ingredients in BRILINTA. See the end of this Medication Guide for a complete list of ingredients in BRILINTA.

What should I tell my doctor before taking BRILINTA?

Before you take BRILINTA, tell your doctor if you:

- have had bleeding problems in the past
- have had any recent serious injury or surgery
- plan to have surgery or a dental procedure
- have a history of stomach ulcers or colon polyps
- have lung problems, such as COPD or asthma
- have liver problems
- have a history of stroke
- are pregnant or plan to become pregnant. It is not known if BRILINTA will harm your unborn baby. You and your doctor

should decide if you will take BRILINTA.

- are breastfeeding or plan to breastfeed. It is not known if BRILINTA passes into your breast milk. You and your doctor should decide if you will take BRILINTA or breastfeed. You should not do both without talking with your doctor.

Tell all of your doctors and dentists that you are taking BRILINTA. They should talk to the doctor who prescribed BRILINTA for you before you have any surgery or invasive procedure.

Tell your doctor about all the medicines you take, including prescription and over-the-counter medicines, vitamins, and herbal supplements. **BRILINTA may affect the way other medicines work**, and other medicines may affect how BRILINTA works.

Especially tell your doctor if you take:

- an HIV-AIDS medicine
- medicine for heart conditions or high blood pressure
- medicine for high blood cholesterol levels
- an anti-fungal medicine by mouth
- an anti-seizure medicine
- a blood thinner medicine
- rifampin (Rifater, Rifamate, Rimactane, Rifadin)

Ask your doctor or pharmacist if you are not sure if your medicine is listed above.

Know the medicines you take. Keep a list of them to show your doctor and pharmacist when you get a new medicine.

How should I take BRILINTA?

- Take BRILINTA exactly as prescribed by your doctor.
- Your doctor will tell you how many BRILINTA tablets to take and when to take them.
- Take BRILINTA with a low dose (not more than 100 mg daily) of aspirin. You may take BRILINTA with or without food.
- Take your doses of BRILINTA around the same time every day.
- If you forget to take your scheduled dose of BRILINTA, take your next dose at its scheduled time. Do not take 2 doses at the same time unless your doctor tells you to.
- If you take too much BRILINTA or overdose, call your doctor or poison control center right away, or go to the nearest emergency room.

If you are unable to swallow the tablet(s) whole, you may crush the BRILINTA tablet(s) and mix it with water. Drink all the water right away. Refill the glass with water, stir, and drink all the water.

What are the possible side effects of BRILINTA?

BRILINTA can cause serious side effects, including:

- **See “What is the most important information I should know about BRILINTA?”**
- **Shortness of breath.** Call your doctor if you have new or unexpected shortness of breath when you are at rest, at night, or when you are doing any activity. Your doctor can decide what treatment is needed.

These are not all of the possible side effects of BRILINTA. For more information, ask your doctor or pharmacist.

Call your doctor for medical advice about side effects. You may report side effects to FDA at 1-800-FDA-1088.

How should I store BRILINTA?

- Store BRILINTA at room temperature between 68°F to 77°F (20°C to 25°C).

Keep BRILINTA and all medicines out of the reach of children.

General information about BRILINTA

Medicines are sometimes prescribed for purposes other than those listed in a Medication Guide. Do not use BRILINTA for a condition for which it was not prescribed. Do not give BRILINTA to other people, even if they have the same symptoms you have. It may harm them. You can ask your pharmacist or doctor for information about BRILINTA that is written for health professionals.

What are the ingredients in BRILINTA?

Active ingredient: ticagrelor

90 mg tablets:

Inactive ingredients: mannitol, dibasic calcium phosphate, sodium starch glycolate, hydroxypropyl cellulose, magnesium stearate, hydroxypropyl methylcellulose, titanium dioxide, talc, polyethylene glycol 400, and ferric oxide yellow.

60 mg tablets:

Inactive ingredients: mannitol, dibasic calcium phosphate, sodium starch glycolate, hydroxypropyl cellulose, magnesium stearate, hydroxypropyl methylcellulose, titanium dioxide, polyethylene glycol 400, ferric oxide black and ferric oxide red.

Distributed by: AstraZeneca LP, Wilmington, DE 19850

For more information call 1-800-236-9933 or go to www.Brilinta.com.

This Medication Guide has been approved by the U.S. Food and Drug Administration.

Revised: 09/2015