

## HIGHLIGHTS OF PRESCRIBING INFORMATION

These highlights do not include all the information needed to use ENTOCORT® EC safely and effectively. See full prescribing information for ENTOCORT EC.

ENTOCORT® EC (budesonide) delayed-release capsules, for oral use  
Initial U.S. Approval: 1997

### INDICATIONS AND USAGE

ENTOCORT EC is a corticosteroid indicated for:

- Treatment of mild to moderate active Crohn's disease involving the ileum and/or the ascending colon, in patients 8 years and older. (1.1)
- Maintenance of clinical remission of mild to moderate Crohn's disease involving the ileum and/or the ascending colon for up to 3 months in adults. (1.2)

### DOSAGE AND ADMINISTRATION

#### Administration Instructions (2.1):

- Take once daily in the morning.
- Swallow whole. Do not chew or crush.
- For patients unable to swallow an intact capsule, open the capsules and empty the granules onto one tablespoonful of applesauce. Mix and consume the entire contents within 30 minutes. Do not chew or crush. Follow with 8 ounces of water.
- Avoid consumption of grapefruit juice for the duration of therapy.

#### Recommended Dosage:

##### Mild to moderate active Crohn's disease (2.2)

- Adults: 9 mg once daily for up to 8 weeks; repeat 8 week treatment courses for recurring episodes of active disease.
- Pediatrics 8 to 17 years who weigh more than 25 kg: 9 mg once daily for up to 8 weeks, followed by 6 mg once daily in the morning for 2 weeks.

##### Maintenance of clinical remission of mild to moderate Crohn's disease (2.3)

- Adults: 6 mg once daily for up to 3 months; taper to complete cessation after 3 months. Continued treatment for more than 3 months has not been shown to provide substantial clinical benefit.
- When switching from oral prednisolone, begin tapering prednisolone concomitantly with initiating ENTOCORT EC.

#### Hepatic Impairment:

- Consider reducing the dosage to 3 mg once daily in adult patients with moderate hepatic impairment (Child-Pugh Class B). (2.4, 5.1, 8.6)

### DOSAGE FORMS AND STRENGTHS

Delayed-Release Capsules: 3 mg (3)

### CONTRAINDICATIONS

Hypersensitivity to budesonide or any of the ingredients in ENTOCORT EC. (4)

### WARNINGS AND PRECAUTIONS

- **Hypercorticism and Adrenal Axis Suppression:** Follow general warnings concerning corticosteroids; pediatrics and patients with hepatic impairment may be at increased risk. (2.4, 5.1, 8.4, 8.6)
- **Symptoms of Steroid Withdrawal in Patients Transferred from Other Systemic Corticosteroids:** Taper slowly from corticosteroids with high systemic effects; monitor for withdrawal symptoms and unmasking of allergies (rhinitis, eczema). (5.2)
- **Increased Risk of Infection, including Serious and Fatal Chicken Pox and Measles:** Monitor patients with active or quiescent tuberculosis infection, untreated fungal, bacterial, systemic viral or parasitic infections, or ocular herpes simplex. (5.3)
- **Other Corticosteroid Effects:** Monitor patients with concomitant conditions where corticosteroids may have unwanted effects (e.g., hypertension, diabetes mellitus). (5.4)

### ADVERSE REACTIONS

Most common adverse reactions ( $\geq 5\%$ ) in adults are: headache, respiratory infection, nausea, back pain, dyspepsia, dizziness, abdominal pain, flatulence, vomiting, fatigue, and pain. (6.1)

To report SUSPECTED ADVERSE REACTIONS, contact Perrigo at 1-866-634-9120 or FDA at 1-800-FDA-1088 or [www.fda.gov/medwatch](http://www.fda.gov/medwatch).

### DRUG INTERACTIONS

**CYP3A4 Inhibitors** (e.g., ketoconazole, grapefruit juice): Can increase systemic budesonide concentrations: avoid use. (2.1, 7.1)

### USE IN SPECIFIC POPULATIONS

**Pregnancy:** Based on animal data, may cause fetal harm. (8.1)

See 17 for PATIENT COUNSELING INFORMATION and Medication Guide.

Revised:7/2020

## FULL PRESCRIBING INFORMATION: CONTENTS\*

1	INDICATIONS AND USAGE	8	USE IN SPECIFIC POPULATIONS
1.1	Treatment of Mild to Moderate Active Crohn's Disease	8.1	Pregnancy
1.2	Maintenance of Clinical Remission of Mild to Moderate Crohn's Disease	8.2	Lactation
2	DOSAGE AND ADMINISTRATION	8.4	Pediatric Use
2.1	Administration Instructions	8.5	Geriatric Use
2.2	Treatment of Mild to Moderate Active Crohn's Disease	8.6	Hepatic Impairment
2.3	Maintenance of Clinical Remission of Mild to Moderate Crohn's Disease	10	OVERDOSAGE
2.4	Dosage Adjustment in Adult Patients with Hepatic Impairment	11	DESCRIPTION
3	DOSAGE FORMS AND STRENGTHS	12	CLINICAL PHARMACOLOGY
4	CONTRAINDICATIONS	12.1	Mechanism of Action
5	WARNINGS AND PRECAUTIONS	12.2	Pharmacodynamics
5.1	Hypercorticism and Adrenal Axis Suppression	12.3	Pharmacokinetics
5.2	Symptoms of Steroid Withdrawal in Patients Transferred from Other Systemic Corticosteroids	13	NONCLINICAL TOXICOLOGY
5.3	Increased Risk of Infection	13.1	Carcinogenesis, Mutagenesis, Impairment of Fertility
5.4	Other Corticosteroid Effects	14	CLINICAL STUDIES
6	ADVERSE REACTIONS	14.1	Treatment of Mild to Moderate Active Crohn's Disease
6.1	Clinical Trials Experience	14.2	Maintenance of Clinical Remission of Mild to Moderate Crohn's Disease
6.2	Postmarketing Experience	15	REFERENCES
7	DRUG INTERACTIONS	16	HOW SUPPLIED/STORAGE AND HANDLING
7.1	CYP3A4 Inhibitors	17	PATIENT COUNSELING INFORMATION

\* Sections or subsections omitted from the full prescribing information are not listed.

## **FULL PRESCRIBING INFORMATION**

### **1 INDICATIONS AND USAGE**

#### **1.1 Treatment of Mild to Moderate Active Crohn's Disease**

ENTOCORT EC is indicated for the treatment of mild to moderate active Crohn's disease involving the ileum and/or the ascending colon in patients 8 years of age and older.

#### **1.2 Maintenance of Clinical Remission of Mild to Moderate Crohn's Disease**

ENTOCORT EC is indicated for the maintenance of clinical remission of mild to moderate Crohn's disease involving the ileum and/or the ascending colon for up to 3 months in adults.

### **2 DOSAGE AND ADMINISTRATION**

#### **2.1 Administration Instructions**

- Take ENTOCORT EC once daily in the morning.
- Swallow ENTOCORT EC delayed-release capsules whole. Do not chew or crush.
- For patients unable to swallow an intact capsule, ENTOCORT EC delayed-release capsules can be opened and administered as follows:
  1. Place one tablespoonful of applesauce into a clean container (e.g., empty bowl). The applesauce used should not be hot and should be soft enough to be swallowed without chewing.
  2. Open the capsule(s).
  3. Carefully empty all the granules inside the capsule(s) on the applesauce.
  4. Mix the granules with the applesauce.
  5. Consume the entire contents within 30 minutes of mixing. Do not chew or crush the granules. Do not save the applesauce and granules for future use.
  6. Follow the applesauce and granules immediately with a glass (8 ounces) of cool water to ensure complete swallowing of the granules.
- Avoid consumption of grapefruit juice for the duration of ENTOCORT EC therapy [*see Drug Interactions (7.1)*].

#### **2.2 Treatment of Mild to Moderate Active Crohn's Disease**

The recommended dosage of ENTOCORT EC is:

*Adults:* 9 mg orally once daily for up to 8 weeks. Repeated 8 week courses of ENTOCORT EC can be given for recurring episodes of active disease.

*Pediatric patients 8 to 17 years who weigh more than 25 kg:* 9 mg orally once daily for up to 8 weeks, followed by 6 mg once daily for 2 weeks.

## **2.3 Maintenance of Clinical Remission of Mild to Moderate Crohn's Disease**

The recommended dosage in adults, following an 8 week course(s) of treatment for active disease and once the patient's symptoms are controlled (CDAI less than 150), is ENTOCORT EC 6 mg orally once daily for maintenance of clinical remission up to 3 months. If symptom control is still maintained at 3 months an attempt to taper to complete cessation is recommended. Continued treatment with ENTOCORT EC 6 mg for more than 3 months has not been shown to provide substantial clinical benefit.

Patients with mild to moderate active Crohn's disease involving the ileum and/or ascending colon have been switched from oral prednisolone to ENTOCORT EC with no reported episodes of adrenal insufficiency. Since prednisolone should not be stopped abruptly, tapering should begin concomitantly with initiating ENTOCORT EC treatment.

## **2.4 Dosage Adjustment in Adult Patients with Hepatic Impairment**

Consider reducing the dosage of ENTOCORT EC to 3 mg once daily for adult patients with moderate hepatic impairment (Child-Pugh Class B). Avoid use in patients with severe hepatic impairment (Child-Pugh Class C) [*see Warnings and Precautions (5.1), Use in Specific Populations (8.6)*].

## **3 DOSAGE FORMS AND STRENGTHS**

Delayed-Release Capsules: 3 mg hard gelatin capsules with an opaque light grey body and an opaque pink cap, coded with ENTOCORT EC 3 mg.

## **4 CONTRAINDICATIONS**

ENTOCORT EC is contraindicated in patients with hypersensitivity to budesonide or any of the ingredients of ENTOCORT EC. Serious hypersensitivity reactions, including anaphylaxis have occurred [*see Adverse Reactions (6.2)*].

## **5 WARNINGS AND PRECAUTIONS**

### **5.1 Hypercorticism and Adrenal Axis Suppression**

When corticosteroids are used chronically, systemic effects such as hypercorticism and adrenal axis suppression may occur. Corticosteroids can reduce the response of the hypothalamus-pituitary-adrenal (HPA) axis to stress. In situations where patients are subject to surgery or other stress situations, supplementation with a systemic corticosteroid is recommended.

Since ENTOCORT EC contains a corticosteroid, general warnings concerning corticosteroids should be followed [*see Warnings and Precautions (5.2), (5.3), (5.4)*].

Pediatric patients with Crohn's disease have a slightly higher systemic exposure of budesonide and increased cortisol suppression than adults with Crohn's disease [*see Use in Specific Populations (8.4), Clinical Pharmacology (12.2)*]. Patients with moderate to severe hepatic impairment (Child-Pugh Class B and C respectively) could be at an increased risk of hypercorticism and adrenal axis suppression due to an increased systemic exposure of oral budesonide. Avoid use in patients with severe hepatic impairment (Child-Pugh Class C). Monitor for increased signs and/or symptoms of hypercorticism and consider reducing the dosage in patients with moderate hepatic impairment (Child-Pugh Class B) [*see Dosage and Administration (2.4), Use in Specific Populations (8.6), Clinical Pharmacology (12.3)*].

## **5.2 Symptoms of Steroid Withdrawal in Patients Transferred from Other Systemic Corticosteroids**

Monitor patients who are transferred from corticosteroid treatment with high systemic effects to corticosteroids with lower systemic availability, such as ENTOCORT EC, since symptoms attributed to withdrawal of steroid therapy, including those of acute adrenal axis suppression or benign intracranial hypertension, may develop. Adrenocortical function monitoring may be required in these patients and the dose of corticosteroid treatment with high systemic effects should be reduced cautiously.

Replacement of systemic corticosteroids with ENTOCORT EC may unmask allergies (e.g., rhinitis and eczema), which were previously controlled by the systemic drug.

## **5.3 Increased Risk of Infection**

Patients who are on drugs that suppress the immune system are more susceptible to infection than healthy individuals. Chicken pox and measles, for example, can have a more serious or even fatal course in susceptible patients or patients on immunosuppressant doses of corticosteroids. In patients who have not had these diseases, particular care should be taken to avoid exposure.

How the dose, route and duration of corticosteroid administration affect the risk of developing a disseminated infection is not known. The contribution of the underlying disease and/or prior corticosteroid treatment to the risk is also not known. If exposed, therapy with varicella zoster immune globulin (VZIG) or pooled intravenous immunoglobulin (IVIG), as appropriate, may be indicated. If exposed to measles, prophylaxis with pooled intramuscular immunoglobulin (IG) may be indicated. (See prescribing information for VZIG and IG). If chicken pox develops, treatment with antiviral agents may be considered.

Corticosteroids should be used with caution, if at all, in patients with active or quiescent tuberculosis infection, untreated fungal, bacterial, systemic viral or parasitic infections, or ocular herpes simplex.

## **5.4 Other Corticosteroid Effects**

Monitor patients with hypertension, diabetes mellitus, osteoporosis, peptic ulcer, glaucoma or cataracts, or with a family history of diabetes or glaucoma, or with any other condition where corticosteroids may have unwanted effects.

## 6 ADVERSE REACTIONS

The following clinically significant adverse reactions are described elsewhere in labeling:

- Hypercorticism and adrenal axis suppression [*see Warnings and Precautions (5.1)*]
- Symptoms of steroid withdrawal in those patients transferred from other systemic corticosteroids [*see Warnings and Precautions (5.2)*]
- Increased risk of infection [*see Warnings and Precautions (5.3)*]
- Other corticosteroid effects [*see Warnings and Precautions (5.4)*]

### 6.1 Clinical Trials Experience

Because clinical trials are conducted under widely varying conditions, adverse reaction rates observed in the clinical trials of a drug cannot be directly compared to rates in the clinical trials of another drug and may not reflect the rates observed in practice.

#### Adults

The data described below reflect exposure to ENTOCORT EC in 520 patients with Crohn's disease, including 520 exposed to 9 mg per day (total daily dose) for 8 weeks and 145 exposed to 6 mg per day for one year in placebo controlled clinical trials. Of the 520 patients, 38% were males and the age range was 17 to 74 years.

#### *Treatment of Mild to Moderate Active Crohn's Disease*

The safety of ENTOCORT EC was evaluated in 651 adult patients in five clinical trials of 8 weeks duration in patients with active mild to moderate Crohn's disease. The most common adverse reactions, occurring in greater than or equal to 5% of the patients, are listed in Table 1.

**Table 1 Common Adverse Reactions<sup>1</sup> in 8-Week Treatment Clinical Trials**

Adverse Reaction	ENTOCORT		Prednisolone <sup>2</sup>	
	EC 9 mg n=520	Placebo n=107	40 mg n=145	Comparator <sup>3</sup> n=88
	Number (%)	Number (%)	Number (%)	Number (%)
Headache	107 (21)	19 (18)	31 (21)	11 (13)
Respiratory Infection	55 (11)	7 (7)	20 (14)	5 (6)
Nausea	57 (11)	10 (9)	18 (12)	7 (8)
Back Pain	36 (7)	10 (9)	17 (12)	5 (6)
Dyspepsia	31 (6)	4 (4)	17 (12)	3 (3)
Dizziness	38 (7)	5 (5)	18 (12)	5 (6)

Abdominal Pain	32 (6)	18 (17)	6 (4)	10 (11)
Flatulence	30 (6)	6 (6)	12 (8)	5 (6)
Vomiting	29 (6)	6 (6)	6 (4)	6 (7)
Fatigue	25 (5)	8 (7)	11 (8)	0 (0)
Pain	24 (5)	8 (7)	17 (12)	2 (2)

<sup>1</sup>. Occurring in greater than or equal to 5% of the patients in any treated group.

<sup>2</sup>. Prednisolone tapering scheme: either 40 mg in week 1 to 2, thereafter tapering with 5 mg per week; or 40 mg in week 1 to 2, 30 mg in week 3 to 4, thereafter tapering with 5 mg per week.

<sup>3</sup>. This drug is not approved for the treatment of Crohn's disease in the United States.

The incidence of signs and symptoms of hypercorticism reported by active questioning of patients in 4 of the 5 short-term clinical trials are displayed in Table 2.

**Table 2: Summary and Incidence of Signs/Symptoms of Hypercorticism in 8-Week Treatment Clinical Trials**

Signs/ Symptom	ENTOCORT EC	Placebo	Prednisolone <sup>1</sup>
	9 mg n=427 Number (%)	n=107 Number (%)	40 mg n=145 Number (%)
Total	145 (34%)	29 (27%)	69 (48%)
Acne	63 (15)	14 (13)	33 (23) <sup>2</sup>
Bruising Easily	63 (15)	12 (11)	13 (9)
Moon Face	46 (11)	4 (4)	53 (37) <sup>2</sup>
Swollen Ankles	32 (7)	6 (6)	13 (9)
Hirsutism <sup>3</sup>	22 (5)	2 (2)	5 (3)
Buffalo Hump	6 (1)	2 (2)	5 (3)
Skin Striae	4 (1)	2 (2)	0 (0)

1. Prednisolone tapering scheme: either 40 mg in week 1-2, thereafter tapering with 5 mg/week; or 40 mg in week 1 to 2, 30 mg in week 3 to 4, thereafter tapering with 5 mg/week.

2. Statistically significantly different from ENTOCORT EC 9 mg

3. including hair growth increased, local and hair growth increased, general

### *Maintenance of Clinical Remission of Mild to Moderate Crohn's Disease*

The safety of ENTOCORT EC was evaluated in 233 adult patients in four long-term clinical trials (52 weeks) of maintenance of clinical remission in patients with mild to moderate Crohn's disease. A total of 145 patients were treated with ENTOCORT EC 6 mg once daily.

The adverse reaction profile of ENTOCORT EC 6 mg once daily in maintenance of Crohn's disease was similar to that of short-term treatment with ENTOCORT EC 9 mg once daily in active Crohn's disease. In the long-term clinical trials, the following adverse reactions occurred in greater than or equal to 5% and are not listed in Table 1: diarrhea (10%); sinusitis (8%); infection viral (6%); and arthralgia (5%).

Signs/symptoms of hypercorticism reported by active questioning of patients in the long-term maintenance clinical trials are displayed in Table 3.

**Table 3: Summary and Incidence of Signs/Symptoms of Hypercorticism in Long-Term Clinical Trials**

Signs/ Symptom	ENTOCORT EC	ENTOCORT EC	Placebo
	3 mg n=88	6 mg n=145	
	Number (%)	Number (%)	Number (%)
Bruising Easily	4(5)	15(10)	5(4)
Acne	4(5)	14(10)	3(2)
Moon Face	3(3)	6(4)	0
Hirsutism	2(2)	5(3)	1(1)
Swollen Ankles	2(2)	3(2)	3(2)
Buffalo Hump	1(1)	1(1)	0
Skin Striae	2(2)	0	0

The incidence of signs/symptoms of hypercorticism as described above in long-term maintenance clinical trials was similar to that seen in the short-term treatment clinical trials.

*Less Common Adverse Reactions in Treatment and Maintenance Clinical Trials*

Less common adverse reactions (less than 5%), occurring in adult patients treated with ENTOCORT EC 9 mg (total daily dose) in short-term treatment clinical studies and/or ENTOCORT EC 6 mg (total daily dose) in long-term maintenance clinical trials, with an incidence are listed below by system organ class:

*Cardiac disorders:* palpitation, tachycardia

*Eye disorders:* eye abnormality, vision abnormal

*General disorders and administration site conditions:* asthenia, chest pain, dependent edema, face edema, flu-like disorder, malaise, fever

*Gastrointestinal disorders:* anus disorder, enteritis, epigastric pain, gastrointestinal fistula, glossitis, hemorrhoids, intestinal obstruction, tongue edema, tooth disorder

*Infections and infestations:* Ear infection - not otherwise specified, bronchitis, abscess, rhinitis, urinary tract infection, thrush

*Investigations:* weight increased

*Metabolism and nutrition disorders:* appetite increased

*Musculoskeletal and connective tissue disorders:* arthritis, cramps, myalgia

*Nervous system disorders:* hyperkinesia, paresthesia, tremor, vertigo, somnolence, amnesia

*Psychiatric disorders:* agitation, confusion, insomnia, nervousness, sleep disorder

*Renal and urinary disorders:* dysuria, micturition frequency, nocturia

*Reproductive system and breast disorders:* intermenstrual bleeding, menstrual disorder

*Respiratory, thoracic and mediastinal disorders:* dyspnea, pharynx disorder

*Skin and subcutaneous tissue disorders:* alopecia, dermatitis, eczema, skin disorder, sweating increased, purpura

*Vascular disorders:* flushing, hypertension

#### *Bone Mineral Density*

A randomized, open, parallel-group multicenter safety clinical trial specifically compared the effect of ENTOCORT EC (less than 9 mg per day) and prednisolone (less than 40 mg per day) on bone mineral density over 2 years when used at doses adjusted to disease severity. Bone mineral density decreased significantly less with ENTOCORT EC than with prednisolone in steroid-naïve patients, whereas no difference could be detected between treatment groups for steroid-dependent patients and previous steroid users. The incidence of symptoms associated with hypercorticism was significantly higher with prednisolone treatment.

#### *Clinical Laboratory Test Findings*

The following potentially clinically significant laboratory changes in clinical trials, irrespective of relationship to ENTOCORT EC, were reported in greater than or equal to 1% of patients: hypokalemia, leukocytosis, anemia, hematuria, pyuria, erythrocyte sedimentation rate increased, alkaline phosphatase increased, atypical neutrophils, c-reactive protein increased and adrenal insufficiency.

#### Pediatrics -- Treatment of Mild to Moderate Active Crohn's Disease

Adverse reactions reported in pediatric patients 8 to 17 years of age, who weigh more than 25 kg, were similar to those reactions described above in adult patients.

### **6.2 Postmarketing Experience**

The following adverse reactions have been reported during post-approval use of ENTOCORT EC. Because these reactions are reported voluntarily from a population of uncertain size, it is not always possible to reliably estimate their frequency or establish a causal relationship to drug exposure.

*Immune System Disorders:* Anaphylactic reactions



*Nervous System Disorders:* Benign intracranial hypertension

*Psychiatric Disorders:* Mood swings

## **7 DRUG INTERACTIONS**

### **7.1 CYP3A4 Inhibitors**

Budesonide is a substrate for CYP3A4. Avoid use with CYP3A4 inhibitors. Concomitant oral administration of a strong CYP3A4 inhibitor (ketoconazole) caused an eight-fold increase of the systemic exposure to oral budesonide. Inhibitors of CYP3A4 (e.g., ketoconazole, itraconazole, ritonavir, indinavir, saquinavir, erythromycin, and cyclosporine) can increase systemic budesonide concentrations [*see Clinical Pharmacology (12.3)*].

#### Grapefruit Juice

Avoid ingestion of grapefruit juice with budesonide. Intake of grapefruit juice which inhibits CYP3A4 activity with budesonide can increase the systemic exposure for budesonide [*see Clinical Pharmacology (12.3)*].

## **8 USE IN SPECIFIC POPULATIONS**

### **8.1 Pregnancy**

#### Risk Summary

Limited published studies report on the use of budesonide in pregnant women; however, the data are insufficient to inform a drug-associated risk for major birth defects and miscarriage. There are clinical considerations [*see Clinical Considerations*]. In animal reproduction studies with pregnant rats and rabbits, administration of subcutaneous budesonide during organogenesis at doses approximately 0.5 times or 0.05 times, respectively, the maximum recommended human dose, resulted in increased fetal loss, decreased pup weights, and skeletal abnormalities. Maternal toxicity was observed in both rats and rabbits at these dose levels [*see Data*]. Based on animal data, advise pregnant women of the potential risk to a fetus.

The estimated background risk of major birth defects and miscarriage of the indicated population is unknown. All pregnancies have a background risk of birth defect, loss, or other adverse outcomes. In the U.S. general population, the estimated background risk of major birth defects and miscarriage in clinically recognized pregnancies is 2% to 4% and 15% to 20%, respectively.

#### Clinical Considerations

##### *Disease-Associated Maternal and/or Embryo/Fetal Risk*

Some published epidemiological studies show an association of adverse pregnancy outcomes in women with Crohn's disease, including preterm birth and low birth weight infants, during

periods of increased disease activity (including increased stool frequency and abdominal pain). Pregnant women with Crohn's disease should be counseled regarding the importance of controlling disease.

#### *Fetal/Neonatal adverse reactions*

Hypoadrenalism may occur in infants born of mothers receiving corticosteroids during pregnancy. Infants should be carefully observed for signs of hypoadrenalism, such as poor feeding, irritability, weakness, and vomiting, and managed accordingly [see *Warnings and Precautions* (5.1)].

#### Data

##### *Animal Data*

Budesonide was teratogenic and embryolethal in rabbits and rats.

In an embryo-fetal development study in pregnant rats dosed subcutaneously with budesonide during the period of organogenesis from gestation days 6-15 there were effects on fetal development and survival at subcutaneous doses up to approximately 500 mcg/kg in rats (approximately 0.5 times the maximum recommended human dose on a body surface area basis).

In an embryo-fetal development study in pregnant rabbits dosed during the period of organogenesis from gestation days 6-18, there was an increase in maternal abortion, and effects on fetal development and reduction in litter weights at subcutaneous doses up to approximately 25 mcg/kg in rabbits (approximately 0.05 times the maximum recommended human dose on a body surface area basis). Maternal toxicity, including reduction in body weight gain, was observed at subcutaneous doses of 5 mcg/kg in rabbits (approximately 0.01 times the maximum recommended human dose on a body surface area basis) and 500 mcg/kg in rats (approximately 0.5 times the maximum recommended human dose on a body surface area basis).

In a peri- and post-natal development study, rats dosed subcutaneously with budesonide during the period of Day 15 post coitum to Day 21 postpartum, budesonide had no effects on delivery but did have an effect on growth and development of offspring. In addition, offspring survival was reduced and surviving offspring had decreased mean body weights at birth and during lactation at exposures 0.02 times the MRHD (on a mg/m<sup>2</sup> basis at maternal subcutaneous doses of 20 mcg/kg/day and higher). These findings occurred in the presence of maternal toxicity.

## **8.2 Lactation**

#### Risk Summary

Lactation studies have not been conducted with oral budesonide, including ENTOCORT EC, and no information is available on the effects of the drug on the breastfed infant or the effects of the drug on milk production. One published study reports that budesonide is present in human milk

following maternal inhalation of budesonide [see Data]. The developmental and health benefits of breastfeeding should be considered along with the mother's clinical need for ENTOCORT EC and any potential adverse effects on the breastfed infant from ENTOCORT EC, or from the underlying maternal condition.

#### Data

One published study reports that budesonide is present in human milk following maternal inhalation of budesonide which resulted in infant doses approximately 0.3% to 1% of the maternal weight-adjusted dosage and a milk/plasma ratio ranging between 0.4 and 0.5. Budesonide plasma concentrations were not detected and no adverse events were noted in the breastfed infants following maternal use of inhaled budesonide. The recommended daily dose of ENTOCORT EC is higher (up to 9 mg daily) compared with inhaled budesonide (up to 800 mcg daily) given to mothers in the above described study.

The maximum budesonide plasma concentration following a 9 mg daily dose (in both single- and repeated-dose pharmacokinetic studies) of oral budesonide is approximately 2.15 to 4.31 ng/mL which is up to 10 times higher than the 0.43 to 0.86 ng/mL for a 800 mcg daily dose of inhaled budesonide at steady state in the above inhalation study. Assuming the coefficient of extrapolation between the inhaled and oral doses is constant across all dose levels, at therapeutic doses of ENTOCORT EC, budesonide exposure to the nursing child may be up to 10 times higher than that by budesonide inhalation.

### **8.4 Pediatric Use**

The safety and effectiveness of ENTOCORT EC have been established in pediatric patients 8 to 17 years of age who weigh more than 25 kg for the treatment of mild to moderate active Crohn's disease involving the ileum and/or the ascending colon. Use of ENTOCORT EC in this age group is supported by evidence from adequate and well controlled studies of ENTOCORT EC in adults, with additional data from 2 clinical studies in 149 pediatric patients treated up to 8 weeks and one pharmacokinetic study in 8 pediatric patients [see *Adverse Reactions (6.1)*, *Clinical Pharmacology (12.3)*, and *Clinical Studies (14.1)*].

The observed safety profile of ENTOCORT EC in pediatric patients is consistent with its known safety profile in adults and no new safety concerns were identified [see *Adverse Reactions (6.1)*].

The safety and effectiveness of ENTOCORT EC have not been established in pediatric patients less than 8 years of age for the treatment of mild to moderate active Crohn's disease involving the ileum and/or the ascending colon.

The safety and effectiveness of ENTOCORT EC have not been established in pediatric patients for the maintenance of clinical remission of mild to moderate Crohn's disease. An open-label study to evaluate the safety and tolerability of ENTOCORT EC as maintenance treatment in

pediatric patients aged 5 to 17 years was conducted, and did not establish the safety and efficacy of maintenance of clinical remission.

Systemic corticosteroids, including ENTOCORT EC, may cause a reduction of growth velocity in pediatric patients. Pediatric patients with Crohn's disease have a 17% higher mean systemic exposure and cortisol suppression than adults with Crohn's disease [*see Warnings and Precautions (5.1) and Clinical Pharmacology (12.2)*].

## **8.5 Geriatric Use**

Clinical studies of ENTOCORT EC did not include sufficient numbers of patients aged 65 and over to determine whether they respond differently from younger patients. Of the 651 patients treated with ENTOCORT EC in clinical studies, 17 (3%) were greater than or equal to 65 years of age and none were greater than 74 years of age. Other reported clinical experience has not identified differences in responses between the elderly and younger patients. In general, dose selection for an elderly patient should be cautious, usually starting at the low end of the dosing range, reflecting the greater frequency of decreased hepatic, renal, or cardiac function, and of concomitant disease or other drug therapy.

## **8.6 Hepatic Impairment**

Patients with moderate to severe hepatic impairment (Child-Pugh Class B and C, respectively) could be at an increased risk of hypercorticism and adrenal axis suppression due to an increased systemic exposure to budesonide [*see Warnings and Precautions (5.1) and Clinical Pharmacology (12.3)*]. Avoid use in patients with severe hepatic impairment (Child-Pugh Class C). Monitor for increased signs and/or symptoms of hypercorticism and consider dosage reduction in patients with moderate hepatic impairment (Child-Pugh Class B) [*see Dosage and Administration (2.4)*]. No dosage adjustment is needed in patients with mild hepatic impairment (Child-Pugh Class A).

## **10 OVERDOSAGE**

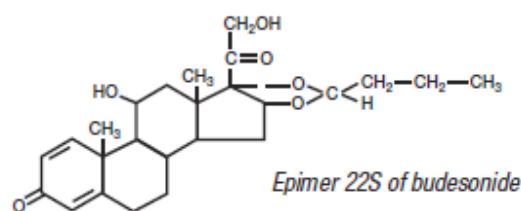
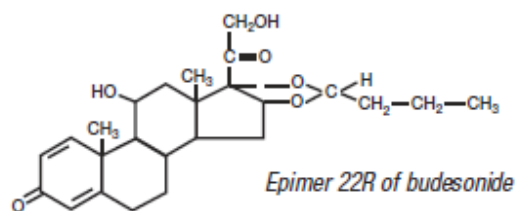
Reports of acute toxicity and/or death following overdosage of glucocorticoids are rare. Treatment consists of immediate gastric lavage or emesis followed by supportive and symptomatic therapy.

If corticosteroids are used at excessive doses for prolonged periods, systemic corticosteroid effects such as hypercorticism and adrenal axis suppression may occur. For chronic overdosage in the case of severe disease requiring continuous steroid therapy, the dosage may be reduced temporarily.

Single oral doses of 200 and 400 mg/kg were lethal in female and male mice, respectively. The signs of acute toxicity were decreased motor activity, piloerection and generalized edema.

## 11 DESCRIPTION

Budesonide, the active ingredient of ENTOCORT EC delayed-release capsules, is a synthetic corticosteroid. Budesonide is designated chemically as (RS)-11 $\beta$ , 16 $\alpha$ , 17,21-tetrahydroxypregna-1,4-diene-3,20-dione cyclic 16,17-acetal with butyraldehyde. Budesonide is provided as a mixture of two epimers (22R and 22S). The empirical formula of budesonide is C<sub>25</sub>H<sub>34</sub>O<sub>6</sub> and its molecular weight is 430.5. Its structural formula is:



Budesonide is a white to off-white, tasteless, odorless powder that is practically insoluble in water and heptane, sparingly soluble in ethanol, and freely soluble in chloroform. Its partition coefficient between octanol and water at pH 5 is  $1.6 \times 10^3$  ionic strength 0.01.

Entocort EC is formulated as hard gelatin capsules filled with enteric-coated granules that dissolve at pH greater than 5.5. Each capsule for oral administration contains 3 mg of micronized budesonide with the following inactive ingredients: ethylcellulose, acetyltributyl citrate, methacrylic acid copolymer type C, triethyl citrate, antifoam M, polysorbate 80, talc, and sugar spheres. The capsule shells have the following inactive ingredients: gelatin, iron oxide, and titanium dioxide.

## 12 CLINICAL PHARMACOLOGY

### 12.1 Mechanism of Action

Budesonide is an anti-inflammatory corticosteroid and has a high glucocorticoid effect and a weak mineralocorticoid effect, and the affinity of budesonide to glucocorticoid receptors, which reflects the intrinsic potency of the drug, is about 200-fold that of cortisol and 15-fold that of prednisolone.

### 12.2 Pharmacodynamics

Treatment with glucocorticoids, including ENTOCORT EC is associated with a suppression of endogenous cortisol concentrations and an impairment of the hypothalamus-pituitary-adrenal (HPA) axis function. There was a positive correlation between the percent (%) reduction of AUC<sub>0-24</sub> of plasma cortisol and systemic exposure to budesonide both in pediatric and adult patients.

#### Adults

Plasma cortisol suppression was compared following five days' administration of ENTOCORT EC and prednisolone in a crossover study in healthy volunteers. The mean decrease in the area under the plasma cortisol concentration-time curve over 24 hour ( $AUC_{0-24}$ ) was greater (78%) with prednisolone 20 mg per day compared to 45% with ENTOCORT EC 9 mg per day.

### Pediatrics

The effect of budesonide on endogenous cortisol concentrations was compared between pediatrics (n=8, aged 9 to 14 years) and adults (n=6) with active Crohn's disease following administration of ENTOCORT EC 9 mg once daily for 7 days. Compared to baseline values before treatment, the mean decrease in the  $AUC_{0-24}$  of cortisol was 64% ( $\pm 18\%$ ) in pediatrics and 50% ( $\pm 27\%$ ) in adults after ENTOCORT EC treatment [see *Warnings and Precautions (5.1)*, *Adverse Reactions (6.1)* and *Use in Specific Populations (8.4)*].

The responses to adrenocorticotropin challenge (i.e., ACTH stimulation test) was studied in pediatric patients aged 8 to 17 years, with mild to moderate active Crohn's disease in randomized, double-blind, active control study [see *Clinical Studies (14.1)*]. After 8 weeks of treatment with 9 mg once daily ENTOCORT EC or with prednisolone, administered at tapering doses starting from 1 mg/kg, the proportion of patients with normal response to the ACTH challenge was 6% in the budesonide group compared to none in the prednisolone group; the proportion of patients with morning p-cortisol of greater than 5 mcg/dL was 50% in the budesonide group compared to 22% in the prednisolone group. The mean morning p-cortisol was 6.3 mcg/dL in the budesonide group and 2.6 mcg/dL in the prednisolone group (Table 4).

**Table 4. Proportion of Pediatric Patients 8 to 17 years old with Peak Endogenous Cortisol Levels (above 18 mcg/dL) after ACTH Stimulation and Normal Response\* to ACTH Challenge Following Administration of ENTOCORT EC or Prednisolone for 8 weeks**

	Budesonide	Prednisolone
Peak plasma cortisol above 18 mcg/dL		
At baseline	91% (20/22)	91% (21/23)
At week 8	25% (4/16)	0% (0/18)
Normal response* to ACTH challenge		
At baseline	73% (16/22)	78% (18/23)
At week 8	6% (1/16)	0% (0/18)

\*The normal response to ACTH challenge included 3 criteria, as defined in the cosyntropin label: 1) morning cortisol level above 5 mcg/dL; 2) increase in cortisol level by at least 7 mcg/dL above the morning (pre-challenge) level following ACTH challenge; and cortisol level of above 18 mcg/dL following ACTH challenge. Cortisol concentration was measured at 30 min after intravenous or intramuscular injection of 0.25 mg cosyntropin at baseline and at week 8 after treatment.

### **12.3 Pharmacokinetics**

## Absorption

Mean oral bioavailability of budesonide ranged from 9% to 21% both in patients and in healthy subjects, demonstrating a high first-pass elimination of the drug.

Budesonide pharmacokinetics were dose-proportional following repeated administration in the dose range of 3 to 15 mg. No accumulation of budesonide was observed following repeated dosing.

Following oral administration of a single dose of 9 mg ENTOCORT EC in healthy subjects under fasting condition, the mean peak plasma concentration ( $C_{\max}$ ) and the area under the plasma concentration time curve (AUC) for budesonide were  $1.50 \pm 0.79$  ng/mL and  $14.13 \pm 7.33$  ng•hr/mL, respectively. The time to peak concentration ( $T_{\max}$ ) varied between 2 and 8 hours with a median value of 3.5 hours. In a different study, following oral administration of 9 mg ENTOCORT EC for five days in healthy subjects, the mean  $C_{\max}$  and the steady state AUC for budesonide were  $2.28 \pm 0.77$  ng/mL and  $15.93 \pm 6.29$  ng•hr/mL, respectively.

Following administration of 9 mg ENTOCORT EC once daily in patients with active Crohn's disease, the mean  $C_{\max}$  and AUC were  $1.7 \pm 0.9$  ng/mL and  $15.1 \pm 8.5$  ng•hr/mL, respectively. Following administration of ENTOCORT EC, the  $T_{\max}$  ranged in individual patients from 0.5 to 10 hours.

Concomitant administration of a high-fat meal delayed the  $T_{\max}$  of budesonide by 2.3 hours compared to that under fasted conditions but did not significantly affect the AUC in healthy subjects. The mean  $C_{\max}$  and AUC of budesonide were similar when single dose of ENTOCORT EC (9 mg) was administered after opening the capsules and sprinkling the granules on applesauce versus as intact capsules in the fasted state (N=24) in healthy subjects. The  $T_{\max}$  ranged from 3 to 10 hours with a median of 4 hours after administration of sprinkled granules on applesauce.

## Distribution

The mean volume of distribution ( $V_{ss}$ ) of budesonide varied between 2.2 and 3.9 L/kg in healthy subjects and in patients. Plasma protein binding was estimated to be 85% to 90% in the concentration range 0.43 to 99.02 ng/mL, independent of gender. The erythrocyte/plasma partition ratio at clinically relevant concentrations was about 0.8.

## Elimination

Budesonide had a plasma clearance, 0.9 to 1.8 L/min in healthy adults. Mean plasma clearance after intravenous administration of budesonide in patients with Crohn's disease was 1.0 L/min. These plasma clearance values approached the estimated liver blood flow, and, accordingly, suggest that budesonide is a high hepatic clearance drug. The plasma elimination half-life after administration of intravenous doses ranged between 2 and 3.6 hours, and did not differ between

healthy adults and patients with Crohn's disease. The mean  $\pm$  SD plasma elimination half-life after a single dose of ENTOCORT EC (9 mg) in the fasted state (N=24) in healthy subjects was  $6.3 \pm 1.6$  hours and ranged between 2 and 8 hours.

### Metabolism

Following absorption, budesonide is subject to high first pass metabolism (80% to 90%). *In vitro* experiments in human liver microsomes demonstrated that budesonide is rapidly and extensively biotransformed, mainly by CYP3A4, to its 2 major metabolites, 6 $\beta$ -hydroxy budesonide and 16 $\alpha$ -hydroxy prednisolone. The corticosteroid activity of these metabolites was negligible (less than 1/100) in relation to that of the parent compound. *In vivo* investigations with intravenous doses in healthy subjects were in agreement with the *in vitro* findings.

### Excretion

Budesonide was excreted in urine and feces in the form of metabolites. After oral as well as intravenous administration of micronized [ $^3$ H]-budesonide, approximately 60% of the recovered radioactivity was found in urine. The major metabolites, including 6 $\beta$ -hydroxy budesonide and 16 $\alpha$ -hydroxy prednisolone, are mainly renally excreted, intact or in conjugated forms. No unchanged budesonide was detected in urine.

### Specific Populations

#### *Age: Pediatric Population (8 years and older)*

The pharmacokinetics of budesonide were investigated in pediatric patients aged 9 to 14 years (n=8) after oral administration of ENTOCORT EC and intravenous administration of budesonide. Following administration of 9 mg ENTOCORT EC once daily for 7 days, the median time to peak plasma concentration of budesonide was 5 hours and the mean peak plasma concentration was  $2.58 \pm 1.51$  ng/mL. The mean AUC was  $17.78 \pm 5.25$  ng•hr/mL and 17% higher than that in adult patients with Crohn's disease in the same study. The mean absolute oral availability was 9.2% (3 to 17%; n=4) in pediatric patients.

After single dose administration of intravenous budesonide (n=4), the mean volume of distribution ( $V_{ss}$ ) was  $2.2 \pm 0.4$  L/kg and mean clearance was  $0.81 \pm 0.2$  L/min. The mean elimination half-life was 1.9 hours in pediatric patients. The body-weight normalized clearance in pediatric patients was 20.5 mL/min/kg in comparison to 15.9 mL/min/kg in adult patients after intravenous administration [see *Warnings and Precautions (5.1)*, *Use in Specific Population (8.4)*].

#### *Hepatic Impairment*

In patients with mild (Child-Pugh Class A, n=4) or moderate (Child-Pugh Class B, n=4) hepatic impairment, budesonide 4 mg was administered orally as a single dose. The patients with



moderate hepatic impairment had a 3.5-fold higher AUC compared to the healthy subjects with normal hepatic function while the patients with mild hepatic impairment had an approximately 1.4-fold higher AUC. The  $C_{\max}$  values demonstrated similar increases [*see Dosage and Administration (2.4), Warnings and Precautions (5.1)*]. The increased systemic exposure in patients with mild hepatic impairment was not considered to be clinically relevant. Patients with severe liver impairment (Child-Pugh Class C) were not studied.

### Drug Interaction Studies

Budesonide is metabolized via CYP3A4. Potent inhibitors of CYP3A4 can increase the plasma concentrations of budesonide several-fold. Conversely, induction of CYP3A4 potentially could result in the lowering of budesonide plasma concentrations.

#### *Effects of Other Drugs on Budesonide*

##### *Ketoconazole*

In an open, non-randomized, cross-over study, 6 healthy subjects were given budesonide 10 mg as a single dose, either alone or concomitantly with the last ketoconazole dose of 3 days treatment with ketoconazole 100 mg twice daily. Co-administration of ketoconazole resulted in an eight-fold increase in AUC of budesonide, compared to budesonide alone [*see Drug Interactions (7.1)*].

##### *Grapefruit Juice*

In an open, randomized, cross-over study, 8 healthy subjects were given ENTOCORT EC 3 mg, either alone, or concomitantly with 600 mL concentrated grapefruit juice (which inhibits CYP3A4 activity predominantly in the intestinal mucosa), on the last of 4 daily administrations. Concomitant administration of grapefruit juice resulted in a 2-fold increase of the bioavailability of budesonide compared to budesonide alone [*see Drug Interactions (7.1)*].

##### *Oral Contraceptives (CYP3A4 Substrates)*

In a parallel study, the pharmacokinetics of budesonide were not significantly different between healthy female subjects who received oral contraceptives containing desogestrel 0.15 mg and ethinyl estradiol 30 µg and healthy female subjects who did not receive oral contraceptives. Budesonide 4.5 mg once daily (one-half the recommended dose) for one week did not affect the plasma concentrations of ethinyl estradiol, a CYP3A4 substrate. The effect of budesonide 9 mg once daily on the plasma concentrations of ethinyl estradiol was not studied.

##### *Omeprazole*

In a study in 11 healthy subjects, performed in a double-blind, randomized, placebo controlled manner, the effect of 5 to 6 days treatment with omeprazole 20 mg once daily on the pharmacokinetics of budesonide administered as ENTOCORT EC 9 mg as a single dose was

investigated. Omeprazole 20 mg once daily did not affect the absorption or pharmacokinetics of budesonide.

### *Cimetidine*

In an open, non-randomized, cross-over study, the potential effect of cimetidine on the pharmacokinetics of budesonide was studied. Six healthy subjects received cimetidine 1 gram daily (200 mg with meals and 400 mg at night) for 2 separate 3-day periods. Budesonide 4 mg was administered either alone or on the last day of one of the cimetidine treatment periods. Co-administration of cimetidine resulted in a 52% and 31% increase in the budesonide peak plasma concentration and the AUC of budesonide, respectively.

## **13 NONCLINICAL TOXICOLOGY**

### **13.1 Carcinogenesis, Mutagenesis, Impairment of Fertility**

Carcinogenicity studies with budesonide were conducted in rats and mice. In a two-year study in Sprague-Dawley rats, budesonide caused a statistically significant increase in the incidence of gliomas in male rats at an oral dose of 50 mcg/kg (approximately 0.05 times the maximum recommended human dose on a body surface area basis). In addition, there were increased incidences of primary hepatocellular tumors in male rats at 25 mcg/kg (approximately 0.023 times the maximum recommended human dose on a body surface area basis) and above. No tumorigenicity was seen in female rats at oral doses up to 50 mcg/kg (approximately 0.05 times the maximum recommended human dose on a body surface area basis). In an additional two-year study in male Sprague-Dawley rats, budesonide caused no gliomas at an oral dose of 50 mcg/kg (approximately 0.05 times the maximum recommended human dose on a body surface area basis). However, it caused a statistically significant increase in the incidence of hepatocellular tumors at an oral dose of 50 mcg/kg (approximately 0.05 times the maximum recommended human dose on a body surface area basis). The concurrent reference corticosteroids (prednisolone and triamcinolone acetonide) showed similar findings. In a 91-week study in mice, budesonide caused no treatment-related carcinogenicity at oral doses up to 200 mcg/kg (approximately 0.1 times the maximum recommended human dose on a body surface area basis).

Budesonide was not genotoxic in the Ames test, the mouse lymphoma cell forward gene mutation (TK <sup>+</sup>/<sub>-</sub>) test, the human lymphocyte chromosome aberration test, the *Drosophila melanogaster* sex-linked recessive lethality test, the rat hepatocyte UDS test and the mouse micronucleus test.

In rats, budesonide had no effect on fertility at subcutaneous doses up to 80 mcg/kg (approximately 0.07 times the maximum recommended human dose on a body surface area basis). However, it caused a decrease in prenatal viability and viability in pups at birth and during lactation, along with a decrease in maternal body-weight gain, at subcutaneous doses of 20 mcg/kg (approximately 0.02 times the maximum recommended human dose on a body

surface area basis) and above. No such effects were noted at 5 mcg/kg (approximately 0.005 times the maximum recommended human dose on a body surface area basis).

## 14 CLINICAL STUDIES

### 14.1 Treatment of Mild to Moderate Active Crohn's Disease

#### Adults

The efficacy of ENTOCORT EC were evaluated in 994 patients with mild to moderate active Crohn's disease of the ileum and/or ascending colon in 5 randomized and double-blind studies of 8 weeks duration. The study patients ranged in age from 17 to 85 (mean 35), 40% were male and 97% were white. The Crohn's Disease Activity Index (CDAI) was the main clinical assessment used for determining efficacy in these 5 studies.<sup>1</sup> The CDAI is a validated index based on subjective aspects rated by the patient (frequency of liquid or very soft stools, abdominal pain rating and general well-being) and objective observations (number of extraintestinal symptoms, need for antidiarrheal drugs, presence of abdominal mass, body weight and hematocrit). Clinical improvement, defined as a CDAI score of less than or equal to 150 assessed after 8 weeks of treatment, was the primary efficacy variable in these 5 comparative efficacy studies of ENTOCORT EC. Safety assessments in these studies included monitoring of adverse reactions. A checklist of potential symptoms of hypercorticism was used.

One study (Study 1) compared the efficacy of ENTOCORT EC 9 mg daily in the morning to a comparator. At baseline, the median CDAI was 272. ENTOCORT EC 9 mg daily resulted in a significantly higher clinical improvement rate at Week 8 than the comparator. See Table 5.

**Table 5: Clinical Improvement Rates (CDAI less than or equal to 150) After 8 weeks of Treatment**

Clinical Study	ENTOCORT EC 9 mg Daily	ENTOCORT EC 4.5 Twice mg Daily	Comparator <sup>3</sup>	Placebo	Prednisolone
1	62/91 (69%) <sup>1</sup>		37/83 (45%)		
2		31/61 (51%) <sup>2</sup>		13/64 (20%)	
3	38/79 (48%)	41/78 (53%)		13/40 (33%)	
4	35/58 (60%)	25/60 (42%)			35/58 (60%)
5	45/86 (52%)				56/85 (65%)

<sup>1</sup> p=0.0004 compared to comparator.

<sup>2</sup> p=0.001 compared to placebo.

<sup>3</sup> This drug is not approved for the treatment of Crohn's disease in the United States.

Two placebo-controlled clinical trials (Studies 2 and 3) were conducted. Study 2 involved 258 patients and tested the effects of graded doses of ENTOCORT EC (1.5 mg twice daily, 4.5 mg twice daily, or 7.5 mg twice daily) versus placebo. At baseline, the median CDAI was 290. The 1.5 mg twice daily arm (data not shown) could not be differentiated from placebo. The 4.5 mg twice daily arm was statistically different from placebo (Table 5), while no additional benefit was seen when the daily ENTOCORT EC dose was increased to 15 mg per day (data not shown). Study 3 was a 3-armed parallel group study. The groups were treated with ENTOCORT EC 9

mg once daily, ENTOCORT EC 4.5 mg twice daily and placebo for 8 weeks, followed by a 2-week double-blind taper phase. The median CDAI at baseline was 263. Neither 9 mg daily nor 4.5 mg twice daily ENTOCORT EC dose levels were statistically different from placebo (Table 5). The recommended dosage of ENTOCORT EC for the treatment of mild to moderate active Crohn's disease involving the ileum and/or the ascending colon in adults is 9 mg once daily in the morning for up to 8 weeks [*see Dosage and Administration (2.1)*].

Two clinical trials (Studies 4 and 5) compared ENTOCORT EC with oral prednisolone (initial dose 40 mg per day). Study 4 was a 3-armed parallel group study. The groups were treated with ENTOCORT EC 9 mg once daily, ENTOCORT EC 4.5 mg twice daily and prednisolone 40 mg (tapered dose) for 8 weeks, followed by a 4-week double blind taper phase. At baseline, the median CDAI was 277. Equal clinical improvement rates (60%) were seen in the ENTOCORT EC 9 mg daily and the prednisolone groups in Study 4. In Study 5, 13% fewer patients in the ENTOCORT EC group experienced clinical improvement than in the prednisolone group (no statistical difference) (Table 5). The proportion of patients with normal plasma cortisol values (greater than 64.58 ng/mL) was significantly higher in the ENTOCORT EC groups in both trials (60% to 66%) than in the prednisolone groups (26% to 28%) at Week 8.

#### Pediatrics (8 to 17 Years of Age)

The effectiveness of ENTOCORT EC, in pediatric patients aged 8 to 17 years, who weigh more than 25 kg with mild to moderate active Crohn's disease (defined as Crohn's Disease Activity Index (CDAI)  $\geq 200$ ) involving the ileum and/or the ascending colon, was assessed in one randomized, double-blind, active control study. This study compared ENTOCORT EC 9 mg once daily, with prednisolone, administered at tapering doses starting from 1 mg/kg. Twenty-two (22) patients were treated with ENTOCORT EC capsules and 24 patients were treated with prednisolone. After 8 weeks of treatment, 55% (95% CI: 32%, 77%) of patients treated with ENTOCORT EC reached the endpoint (CDAI  $\leq 150$ ), as compared to 68% (95% CI: 47%, 89%) of patients treated with prednisolone. The average number of liquid or very soft stools per day (assessed over 7 days) decreased from 1.49 at baseline to 0.96 after treatment with ENTOCORT EC and 2.00 at baseline to 0.52 after treatment with prednisolone. The average daily abdominal pain rating (where 0=none, 1=mild, 2=moderate, and 3=severe) decreased from 1.49 at baseline to 0.54 after treatment with ENTOCORT EC and 1.64 at baseline to 0.38 after 8 weeks of treatment with prednisolone.

Use of ENTOCORT EC in this age group is supported by evidence from adequate and well-controlled studies of ENTOCORT EC in adults, and by safety and pharmacokinetic studies performed in pediatric patients.

## **14.2 Maintenance of Clinical Remission of Mild to Moderate Crohn's Disease**

### Adults

The efficacy of ENTOCORT EC for maintenance of clinical remission were evaluated in four double-blind, placebo-controlled, 12-month trials in which 380 patients were randomized and treated once daily with 3 mg or 6 mg ENTOCORT EC or placebo. Patients ranged in age from 18 to 73 (mean 37) years. Sixty percent of the patients were female and 99% were Caucasian. The mean CDAI at entry was 96. Among the four clinical trials, approximately 75% of the patients enrolled had exclusively ileal disease. Colonoscopy was not performed following treatment. ENTOCORT EC 6 mg per day prolonged the time to relapse, defined as an increase in CDAI of at least 60 units to a total score greater than 150 or withdrawal due to disease deterioration. The median time to relapse in the pooled population of the 4 studies was 154 days for patients taking placebo, and 268 days for patients taking ENTOCORT EC 6 mg per day. ENTOCORT EC 6 mg per day reduced the proportion of patients with loss of symptom control relative to placebo in the pooled population for the 4 studies at 3 months (28% versus 45% for placebo).

## **15 REFERENCES**

1. Best WR, Beckett JM, Singleton JW, Kern F: Development of a Crohn's Disease Activity Index, National Cooperative Crohn's Disease Study. *Gastroenterology* 1976; 70(3): 439-444.

## **16 HOW SUPPLIED/STORAGE AND HANDLING**

ENTOCORT EC 3 mg delayed-release capsules are hard gelatin capsules with an opaque light grey body and an opaque pink cap, coded with ENTOCORT EC 3 mg on the capsule and are supplied as follows:

NDC 0574-9850-10                      Bottles of 100

Store at 25°C (77°F); excursions permitted to 15-30°C (59-86°F) [See USP Controlled Room Temperature].

Keep container tightly closed.

## **17 PATIENT COUNSELING INFORMATION**

Advise Patients to read the FDA-Approved patient labeling (Patient Information).

### **Hypercorticism and Adrenal Axis Suppression**

Advise patients that ENTOCORT EC may cause hypercorticism and adrenal axis suppression and to follow a taper schedule, as instructed by their healthcare provider if transferring to ENTOCORT EC from systemic corticosteroids [*see Warnings and Precautions (5.1, 5.2)*].

Advise patients that replacement of systemic corticosteroids with ENTOCORT EC may unmask allergies (e.g., rhinitis and eczema), which were previously controlled by the systemic drug.

### **Increased Risk of Infection**

Advise patients to avoid exposure to people with chicken pox or measles and, if exposed, to consult their healthcare provider immediately. Inform patients that they are at increased risk of developing a variety of infections; including worsening of existing tuberculosis, fungal, bacterial, viral or parasitic infections or ocular herpes simplex and to contact their healthcare provider if they develop any symptoms of infection [*see Warnings and Precautions (5.3)*].

### Pregnancy

Advise female patients that ENTOCORT EC may cause fetal harm and to inform their healthcare provider with a known or suspected pregnancy [*see Use in Specific Populations (8.1)*].

### Administration

- Take ENTOCORT EC once daily in the morning.
- Swallow ENTOCORT EC delayed-release capsules whole. Do not chew or crush.
- For patients unable to swallow an intact capsule, ENTOCORT EC delayed-release capsules can be opened and administered as follows:
  1. Place one tablespoonful of applesauce into a clean container (e.g., empty bowl). The applesauce used should not be hot and should be soft enough to be swallowed without chewing.
  2. Open the capsule(s).
  3. Carefully empty all the granules inside the capsule(s) on the applesauce.
  4. Mix the granules with the applesauce.
  5. Consume the entire contents within 30 minutes of mixing. Do not chew or crush the granules. Do not save the applesauce and granules for future use.
  6. Follow the applesauce and granules immediately with a glass (8 ounces) of cool water to ensure complete swallowing of the granules.
- Avoid consumption of grapefruit juice for the duration of their ENTOCORT EC therapy [*see Drug Interactions (7.1)*].

ENTOCORT is a registered trademark of Perrigo Pharma International DAC.

©Perrigo Pharma International DAC 2016

Manufactured for and Distributed by:



Allegan, MI 49010 Rev 07-2020 8Z200 RC JX

**PATIENT INFORMATION**  
**ENTOCORT® EC (EN-toe-cort EE CEE)**  
**(budesonide)**  
**delayed-release capsules**

Read this Patient Information before you start taking ENTOCORT EC and each time you get a refill. There may be new information. This information does not take the place of talking to your healthcare provider about your medical condition or your treatment.

**What is ENTOCORT EC?**

ENTOCORT EC is a prescription corticosteroid medicine used to treat mild to moderate Crohn's disease that affects part of the small intestine (ileum) and part of the large intestine (ascending colon):

- in people 8 years of age and older with active Crohn's disease
- in adults to help keep symptoms from coming back for up to 3 months

It is not known if ENTOCORT EC is safe and effective in children under 8 years of age, or in children 8 to 17 years of age who weigh 55 pounds (25 kg) or less, for the treatment of mild to moderate active Crohn's disease that affects part of the small intestine (ileum) and part of the large intestine (ascending colon).

It is not known if ENTOCORT EC is safe and effective in children to help keep symptoms of mild to moderate Crohn's disease that affects part of the small intestine (ileum) and part of the large intestine (ascending colon) from coming back.

**Who should not take ENTOCORT EC?**

**Do not take ENTOCORT EC if:**

- you are allergic to budesonide or any of the ingredients in ENTOCORT EC. See the end of this leaflet for a complete list of ingredients in ENTOCORT EC.

**Before you take ENTOCORT EC tell your healthcare provider if you have any other medical conditions including if you:**

- have liver problems.
- are planning to have surgery.
- have chicken pox or measles or have recently been near anyone with chicken pox or measles.
- have an infection.
- have diabetes or glaucoma or have a family history of diabetes or glaucoma.
- have cataracts.
- have or had tuberculosis.
- have high blood pressure (hypertension).
- have decreased bone mineral density (osteoporosis).
- have stomach ulcers.
- are pregnant or plan to become pregnant. ENTOCORT EC may harm your unborn baby. Talk to your healthcare provider about the possible risk to your unborn baby if you take ENTOCORT EC when you are pregnant. Tell your healthcare provider right away if you become pregnant or think you may be pregnant during your treatment with ENTOCORT EC.
- are breastfeeding or plan to breastfeed. It is not known if ENTOCORT EC passes into your breast milk or if it will affect your baby. Talk to your healthcare provider about the best way to feed your baby if you take ENTOCORT EC.

**Tell your healthcare provider about all the medicines you take**, including prescription and over-the-counter medicines, vitamins, and herbal supplements. ENTOCORT EC and other medicines may affect each other causing side effects.

**How should I take ENTOCORT EC?**

- Take ENTOCORT EC exactly as your healthcare provider tells you.
- Your healthcare provider will tell you how many ENTOCORT EC capsules to take. Your healthcare provider may change your dose if needed.
- Take ENTOCORT EC 1 time each day in the morning.
- Take ENTOCORT EC capsules whole. Do not chew or crush ENTOCORT EC capsules before swallowing.
- For patients, unable to swallow a whole capsule, ENTOCORT EC capsules can be opened and administered as follows:
  1. Place 1 tablespoonful of applesauce into a clean container, such as an empty bowl. The applesauce used should not be hot and should be soft enough to be swallowed without chewing.
  2. Open the capsule. You may need to use more than 1 ENTOCORT EC capsule for the dose prescribed by your healthcare provider.
  3. Carefully empty all of the granules inside the capsule on the applesauce.
  4. Stir the granules with the applesauce.
  5. Swallow the applesauce and granules mixture within 30 minutes after preparing it. Follow the applesauce and granules immediately with a glass (8 ounces) of cool water to help with complete swallowing of the granules.

<p>6. Do not chew or crush the granules.</p> <p>7. Do not save the applesauce and granules for later use.</p> <ul style="list-style-type: none"> <li>If you take too much ENTOCORT EC call your healthcare provider right away or go to the nearest hospital emergency room.</li> </ul>
<p><b>What should I avoid while taking ENTOCORT EC?</b></p> <ul style="list-style-type: none"> <li>Do not drink grapefruit juice during your treatment with ENTOCORT EC. Drinking grapefruit juice can increase the level of ENTOCORT EC in your blood.</li> </ul>
<p><b>What are the possible side effects of ENTOCORT EC?</b></p> <p><b>ENTOCORT EC may cause serious side effects, including:</b></p> <ul style="list-style-type: none"> <li><b>Effects of having too much corticosteroid medicine in your blood (hypercorticism).</b> Long-time use of ENTOCORT EC can cause you to have too much corticosteroid medicine in your blood. Tell your healthcare provider if you have any of the following signs and symptoms of hypercorticism: <ul style="list-style-type: none"> <li>acne</li> <li>bruise easily</li> <li>rounding of your face (moon face)</li> <li>ankle swelling</li> <li>thicker or more hair on your body and face</li> <li>a fatty pad or hump between your shoulders (buffalo hump)</li> <li>pink or purple stretch marks on the skin of your abdomen, thighs, breasts and arms</li> </ul> </li> <li><b>Adrenal suppression.</b> When ENTOCORT EC is taken for a long period of time (chronic use), adrenal suppression can happen. This is a condition in which the adrenal glands do not make enough steroid hormones. Symptoms of adrenal suppression include: tiredness, weakness, nausea and vomiting and low blood pressure. Tell your healthcare provider if you are under stress or have any symptoms of adrenal suppression during treatment with ENTOCORT EC.</li> <li><b>Worsening of allergies.</b> If you take certain other corticosteroid medicines to treat allergies, switching to ENTOCORT EC may cause your allergies to come back. These allergies may include a skin condition called eczema or inflammation inside your nose (rhinitis). Tell your healthcare provider if any of your allergies become worse while taking ENTOCORT EC.</li> <li><b>Increased risk of infection.</b> ENTOCORT EC weakens your immune system. Taking medicines that weaken your immune system makes you more likely to get infections. Avoid contact with people who have contagious diseases, such as chicken pox or measles, while taking ENTOCORT EC. Tell your healthcare provider right away if you come in contact with anyone who has chicken pox or measles.</li> <li>Tell your healthcare provider about any signs or symptoms of infection during treatment with ENTOCORT EC, including: <ul style="list-style-type: none"> <li>fever</li> <li>pain</li> <li>aches</li> <li>chills</li> <li>feeling tired</li> <li>nausea and vomiting</li> </ul> </li> </ul> <p><b>The most common side effects of ENTOCORT EC in adults include:</b></p> <ul style="list-style-type: none"> <li>headache</li> <li>stomach area (abdominal) pain</li> <li>infection in your air passages (respiratory infection)</li> <li>gas</li> <li>nausea</li> <li>vomiting</li> <li>back pain</li> <li>tiredness</li> <li>indigestion</li> <li>pain</li> <li>dizziness</li> </ul> <p><b>The most common side effects of ENTOCORT EC in children 8 to 17 years of age, who weigh more than 55 pounds (25 kg), are similar to the most common side effects in adults.</b></p> <p>Tell your healthcare provider if you have any side effect that bothers you or that does not go away. These are not all the possible side effects of ENTOCORT EC. For more information, ask your healthcare provider or pharmacist.</p> <p>Call your doctor for medical advice about side effects. You may report side effects to FDA at 1-800-FDA-1088.</p> <p><b>How should I store ENTOCORT EC?</b></p> <ul style="list-style-type: none"> <li>Store ENTOCORT EC at room temperature between 68°F to 77°F (20°C to 25°C).</li> </ul>



- Keep ENTOCORT EC in a tightly closed container.

**Keep ENTOCORT EC and all medicines out of the reach of children.**

**General information about the safe and effective use of ENTOCORT EC.**

Medicines are sometimes prescribed for purposes other than those listed in a Medication Guide or Patient Information leaflet. Do not use ENTOCORT EC for a condition for which it was not prescribed. Do not give ENTOCORT EC to other people, even if they have the same symptoms that you have. It may harm them. You can ask your pharmacist or healthcare provider for information about ENTOCORT EC that is written for health professionals.

**What are the ingredients in ENTOCORT EC?**

**Active ingredient:** budesonide

**Inactive ingredients:** ethylcellulose, acetyltributyl citrate, methacrylic acid copolymer type C, triethyl citrate, antifoam M, polysorbate 80, talc, and sugar spheres.

The capsule shell contains: gelatin, iron oxide, and titanium dioxide.

Manufactured for and Distributed by:



Allegan, MI 49010

8Z200 RC JX

For more information, go to [www.perrigo.com](http://www.perrigo.com) or call 1-866-634-9120.


This Patient Information has been approved by the U.S. Food and Drug Administration

Revised: July 2020



(b) (4)

82278RCC4



NDC 0574-9850-10 100 capsules

**Entocort® EC**  
(budesonide)

Delayed-Release Capsules

**3 mg**

**Rx only**

**EFB 667**

NDC 0574-9850-10 100 capsules

**Entocort® EC**  
(budesonide)

Delayed-Release Capsules

**3 mg**

**Rx only**

NDC 0574-9850-10 100 capsules

**Entocort® EC**  
(budesonide)

Delayed-Release Capsules

**3 mg**

**Rx only**

NDC 0574-9850-10 100 capsules

**Entocort® EC**  
(budesonide)

Delayed-Release Capsules

**3 mg**

**Rx only**

**USUAL DOSAGE:** Take 3 capsules every morning. See package insert. Store out of the reach of children. Store at 25°C (77°F); excursions permitted to 15-30°C (59-86°F) [see USP Controlled Room Temperature]. Dispense in a tight container. **This is a bulk package and not intended for dispensing.**

Entocort is a registered trademark of Perrigo Pharma International DAC  
©Perrigo Pharma International DAC 2016

Manufactured by:  
**Perrigo®**  
Allergan, MI 49010  
[www.perrigo.com](http://www.perrigo.com)

Rev 02-20



N 3 0574-9850-10 8

**Perrigo®**

**Perrigo®**

**Perrigo®**

GTIN 00305749850108

**Lot # / Exp date area**

82278 RC C4

82278RCC4



(b) (4)

**USUAL DOSAGE:** Take 3 capsules every morning. See package insert.  
Store out of the reach of children.  
Store at 25°C (77°F); excursions permitted to 15-30°C (59-86°F) [see USP Controlled Room Temperature].  
Dispense in a tight container.  
**This is a bulk package and not intended for dispensing.**

Entocort is a registered trademark of  
Perrigo Pharma International DAC  
©Perrigo Pharma International  
DAC 2016

Manufactured by:

**Perrigo®**

Allegan, MI 49010  
www.perrigoRx.com

Rev 02-20

NDC 0574-9850-10 100 capsules

**Entocort® EC**  
**(budesonide)**  
Delayed-Release Capsules

**3 mg**

**Rx only**

**Perrigo®**

**ELA1120**



: 82278 RC Fb

**CODE  
AREA**

**TO ARTIST:**  
**DO NOT** use color  
behind the Part #.  
**DO NOT** change  
position of part #.