

HIGHLIGHTS OF PRESCRIBING INFORMATION

These highlights do not include all the information needed to use TRIKAFTA safely and effectively. See full prescribing information for TRIKAFTA.

TRIKAFTA® (elxacaftor, tezacaftor, and ivacaftor tablets; ivacaftor tablets), co-packaged for oral use
TRIKAFTA® (elxacaftor, tezacaftor, and ivacaftor oral granules; ivacaftor oral granules), co-packaged
Initial U.S. Approval: 2019

WARNING: DRUG-INDUCED LIVER INJURY AND LIVER FAILURE

See full prescribing information for complete boxed warning.

- TRIKAFTA can cause serious and potentially fatal drug-induced liver injury. Liver failure leading to transplantation and death has been reported. (5.1, 6)
- Assess liver function tests (ALT, AST, alkaline phosphatase, bilirubin) in all patients prior to initiating TRIKAFTA. (2.1, 5.1)
- Monitor liver function tests (ALT, AST, alkaline phosphatase, bilirubin) every month for the first 6 months of treatment, then every 3 months for the next 12 months, then at least annually. (2.1, 5.1)
- Interrupt TRIKAFTA for significant elevations in liver function tests or signs or symptoms of liver injury. Follow patients closely with clinical and laboratory monitoring until abnormalities resolve. (5.1)
- Resume TRIKAFTA if abnormalities resolve and only if the benefit is expected to outweigh the risk. (5.1)
- TRIKAFTA should not be used in patients with severe hepatic impairment (Child-Pugh Class C). TRIKAFTA is not recommended in patients with moderate hepatic impairment (Child-Pugh Class B). (2.3, 5.1, 8.7, 12.3)

RECENT MAJOR CHANGES

Warnings and Precautions, Intracranial Hypertension (5.3) 09/2025
Warnings and Precautions, Neuropsychiatric Events, Including Suicidal Thoughts and Behaviors (5.4) 03/2026

INDICATIONS AND USAGE

TRIKAFTA is a combination of ivacaftor, a CFTR potentiator, tezacaftor, and elxacaftor indicated for the treatment of cystic fibrosis (CF) in patients aged 2 years and older who have at least one *F508del* mutation in the *CFTR* gene or a mutation in the *CFTR* gene that is responsive based on clinical and/or in vitro data.

If the patient's genotype is unknown, an FDA-cleared CF mutation test should be used to confirm the presence of at least one indicated mutation. (1)

DOSAGE AND ADMINISTRATION

Prior to initiating TRIKAFTA obtain liver function tests (ALT, AST, alkaline phosphatase, and bilirubin) in all patients. Monitor liver function tests every month during the first 6 months of treatment, then every 3 months during the next 12 months, then at least annually thereafter. (2.1, 5.1)

Recommended Dosage for Adult and Pediatric Patients Aged 2 Years and Older (with fat-containing food (2.2, 12.3))			
Age	Weight	Morning Dose	Evening Dose
2 to less than 6 years	Less than 14 kg	One packet containing elxacaftor 80 mg/tezacaftor 40 mg/ivacaftor 60 mg oral granules	One packet containing ivacaftor 59.5 mg oral granules
	14 kg or more	One packet containing elxacaftor 100 mg/tezacaftor 50 mg/ivacaftor 75 mg oral granules	One packet containing ivacaftor 75 mg oral granules
6 to less than 12 years	Less than 30 kg	Two tablets, each containing elxacaftor 50 mg/tezacaftor 25 mg/ivacaftor 37.5 mg	One tablet of ivacaftor 75 mg
	30 kg or more	Two tablets, each containing elxacaftor 100 mg/tezacaftor 50 mg/ivacaftor 75 mg	One tablet of ivacaftor 150 mg
12 years and older	-	Two tablets, each containing elxacaftor 100 mg/tezacaftor 50 mg/ivacaftor 75 mg	One tablet of ivacaftor 150 mg

- Should not be used in patients with severe hepatic impairment. Use not recommended in patients with moderate hepatic impairment unless the benefit outweighs the risk. Reduce dose if used in patients with moderate hepatic impairment. Liver function tests should be closely monitored. (2.3, 5.1, 6, 8.7, 12.3)
- See full prescribing information for dosage modifications due to drug interactions with TRIKAFTA. (2.4, 5.6, 7.1, 12.3)

DOSAGE FORMS AND STRENGTHS

Tablets:

- Fixed-dose combination containing elxacaftor 50 mg, tezacaftor 25 mg and ivacaftor 37.5 mg co-packaged with ivacaftor 75 mg;
- Fixed-dose combination containing elxacaftor 100 mg, tezacaftor 50 mg, and ivacaftor 75 mg co-packaged with ivacaftor 150 mg. (3)

Oral granules:

- Unit-dose packets of elxacaftor 100 mg, tezacaftor 50 mg and ivacaftor 75 mg co-packaged with unit-dose packets of ivacaftor 75 mg;
- Unit-dose packets of elxacaftor 80 mg, tezacaftor 40 mg and ivacaftor 60 mg co-packaged with unit-dose packets of ivacaftor 59.5 mg. (3)

CONTRAINDICATIONS

None. (4)

WARNINGS AND PRECAUTIONS

- **Drug-induced liver injury and liver failure:** TRIKAFTA can cause serious and potentially fatal drug-induced liver injury. Assess liver function tests (ALT, AST, alkaline phosphatase, bilirubin) in all patients prior to initiating and throughout treatment with TRIKAFTA. Interrupt TRIKAFTA in the event of significant elevations in liver function tests or signs or symptoms of liver injury. TRIKAFTA should not be used in patients with severe hepatic impairment (Child-Pugh Class C). TRIKAFTA is not recommended in patients with moderate hepatic impairment (Child-Pugh Class B). (2.1, 2.3, 5.1, 6, 8.7, 12.3)
- **Hypersensitivity reactions:** Angioedema and anaphylaxis have been reported with TRIKAFTA in the postmarketing setting. Initiate appropriate therapy in the event of a hypersensitivity reaction. (5.2)
- **Intracranial hypertension:** Intracranial hypertension (IH) has been reported in the postmarketing setting with the use of TRIKAFTA. If an unusual headache or visual disturbances occur during treatment, and IH is suspected, interrupt TRIKAFTA and refer for prompt medical evaluation. (5.3)
- **Neuropsychiatric events, including suicidal thoughts and behaviors:** Serious neuropsychiatric events, including symptoms of anxiety, depression, suicidal ideation and behavior, and sleep disturbances, have been reported in the postmarketing setting for TRIKAFTA or drugs containing the same or similar active ingredients. Monitor patients closely for new or worsening symptoms. Consider the risks and benefits for the individual patient to determine if therapy with TRIKAFTA should be interrupted at the occurrence of neuropsychiatric symptoms. (5.4)
- **Use with CYP3A inducers:** Concomitant use with strong CYP3A inducers (e.g., rifampin, St. John's wort) significantly decrease ivacaftor exposure and are expected to decrease elxacaftor and tezacaftor exposure, which may reduce TRIKAFTA efficacy. Therefore, concomitant use is not recommended. (5.5, 7.1, 12.3)
- **Cataracts:** Non-congenital lens opacities/cataracts have been reported in pediatric patients treated with ivacaftor-containing regimens. Baseline and follow-up examinations are recommended in pediatric patients initiating TRIKAFTA treatment. (5.7, 8.4)

ADVERSE REACTIONS

The most common adverse drug reactions to TRIKAFTA ($\geq 5\%$ of patients and at a frequency higher than placebo by $\geq 1\%$) were headache, upper respiratory tract infection, abdominal pain, diarrhea, rash, alanine aminotransferase increased, nasal congestion, blood creatine phosphokinase increased, aspartate aminotransferase increased, rhinorrhea, rhinitis, influenza, sinusitis, blood bilirubin increased and constipation. (6.1)

To report SUSPECTED ADVERSE REACTIONS, contact Vertex Pharmaceuticals Incorporated at 1-877-634-8789 or FDA at 1-800-FDA-1088 or www.fda.gov/medwatch.

-----**DRUG INTERACTIONS**-----

- Strong CYP3A inducers: Avoid concomitant use. (5.5, 7.1, 12.3)
- Strong or moderate CYP3A inhibitors: Reduce TRIKAFTA dosage when used concomitantly. Avoid food or drink containing grapefruit. (2.4, 5.6, 7.1, 12.3)

See 17 for **PATIENT COUNSELING INFORMATION** and Medication Guide.

Revised: 03/2026

FULL PRESCRIBING INFORMATION: CONTENTS*

WARNING: DRUG-INDUCED LIVER INJURY AND LIVER FAILURE

1 INDICATIONS AND USAGE

2 DOSAGE AND ADMINISTRATION

- 2.1 Recommended Laboratory Testing Prior to TRIKAFTA Initiation and During Treatment
- 2.2 Recommended Dosage in Adults and Pediatric Patients Aged 2 Years and Older
- 2.3 Recommended Dosage for Patients with Hepatic Impairment
- 2.4 Dosage Modification for Patients Taking Drugs that are CYP3A Inhibitors
- 2.5 Recommendations Regarding Missed Dose(s)

3 DOSAGE FORMS AND STRENGTHS

4 CONTRAINDICATIONS

5 WARNINGS AND PRECAUTIONS

- 5.1 Drug-Induced Liver Injury and Liver Failure
- 5.2 Hypersensitivity Reactions, Including Anaphylaxis
- 5.3 Intracranial Hypertension
- 5.4 Neuropsychiatric Events, Including Suicidal Thoughts and Behaviors
- 5.5 Concomitant Use with CYP3A Inducers
- 5.6 Concomitant Use with CYP3A Inhibitors
- 5.7 Cataracts

6 ADVERSE REACTIONS

- 6.1 Clinical Trials Experience
- 6.2 Postmarketing Experience

7 DRUG INTERACTIONS

- 7.1 Effect of Other Drugs and Grapefruit on TRIKAFTA

- 7.2 Effect of TRIKAFTA on Other Drugs
- 7.3 Drugs with No Clinically Significant Interactions with TRIKAFTA

8 USE IN SPECIFIC POPULATIONS

- 8.1 Pregnancy
- 8.2 Lactation
- 8.4 Pediatric Use
- 8.5 Geriatric Use
- 8.6 Renal Impairment
- 8.7 Hepatic Impairment
- 8.8 Patients with Severe Lung Dysfunction

10 OVERDOSAGE

11 DESCRIPTION

12 CLINICAL PHARMACOLOGY

- 12.1 Mechanism of Action
- 12.2 Pharmacodynamics
- 12.3 Pharmacokinetics

13 NONCLINICAL TOXICOLOGY

- 13.1 Carcinogenesis, Mutagenesis, Impairment of Fertility

14 CLINICAL STUDIES

- 14.1 Clinical Studies in Patients with Cystic Fibrosis with at Least One *F508del* Mutation
- 14.2 Clinical Studies in Patients with Cystic Fibrosis with at Least One Qualifying Non-*F508del* Mutation

16 HOW SUPPLIED/STORAGE AND HANDLING

17 PATIENT COUNSELING INFORMATION

*Sections or subsections omitted from the full prescribing information are not listed.

FULL PRESCRIBING INFORMATION

WARNING: DRUG-INDUCED LIVER INJURY AND LIVER FAILURE

TRIKAFTA can cause serious and potentially fatal drug-induced liver injury. Cases of liver failure leading to transplantation and death have been reported in patients with and without a history of liver disease taking TRIKAFTA, in both clinical trials and the postmarketing setting [see *Adverse Reactions (6)*]. Liver injury has been reported within the first month of therapy and up to 15 months following initiation of TRIKAFTA.

Assess liver function tests (ALT, AST, alkaline phosphatase, and bilirubin) in all patients prior to initiating TRIKAFTA. Assess liver function tests every month during the first 6 months of treatment, then every 3 months for the next 12 months, then at least annually thereafter. Consider more frequent monitoring for patients with a history of liver disease or liver function test elevations at baseline [see *Dosage and Administration (2.1)*, *Warnings and Precautions (5.1)*, *Adverse Reactions (6)*, and *Use in Specific Populations (8.7)*].

Interrupt TRIKAFTA for significant elevations in liver function tests or in the event of signs or symptoms of liver injury. Consider referral to a hepatologist. Follow patients closely with clinical and laboratory monitoring until abnormalities resolve. If abnormalities resolve, resume treatment only if the benefit is expected to outweigh the risk. Closer monitoring is advised after resuming TRIKAFTA [see *Warnings and Precautions (5.1)*].

TRIKAFTA should not be used in patients with severe hepatic impairment (Child-Pugh Class C). TRIKAFTA is not recommended in patients with moderate hepatic impairment (Child-Pugh Class B). If used, use with caution at a reduced dosage and monitor patients closely [see *Dosage and Administration (2.3)*, *Warnings and Precautions (5.1)*, *Adverse Reactions (6)*, *Use in Specific Populations (8.7)* and *Clinical Pharmacology (12.3)*].

1 INDICATIONS AND USAGE

TRIKAFTA is indicated for the treatment of cystic fibrosis (CF) in patients aged 2 years and older who have at least one *F508del* mutation in the cystic fibrosis transmembrane conductance regulator (*CFTR*) gene or a mutation in the *CFTR* gene that is responsive based on clinical and/or in vitro data (see Table 6) [see *Clinical Pharmacology (12.1)*].

If the patient's genotype is unknown, an FDA-cleared CF mutation test should be used to confirm the presence of at least one indicated mutation [see *Clinical Pharmacology (12.1)*].

2 DOSAGE AND ADMINISTRATION

2.1 Recommended Laboratory Testing Prior to TRIKAFTA Initiation and During Treatment

Prior to initiating TRIKAFTA, obtain liver function tests (ALT, AST, alkaline phosphatase, and bilirubin) for all patients. Monitor liver function tests every month during the first 6 months of treatment, then every 3 months for the next 12 months, then at least annually thereafter. Consider more frequent monitoring for patients with a history of liver disease or liver function test elevations at baseline [see *Warnings and Precautions (5.1)* and *Use in Specific Populations (8.7)*].

2.2 Recommended Dosage in Adults and Pediatric Patients Aged 2 Years and Older

Recommended dosage for adult and pediatric patients aged 2 years and older is provided in Table 1. Administer TRIKAFTA tablets (swallow the tablets whole) or oral granules orally with fat-containing food, in the morning and in the evening approximately 12 hours apart. Examples of meals or snacks that contain fat are those prepared with butter or oils or those containing eggs, peanut butter, cheeses, nuts, whole milk, or meats [see *Clinical Pharmacology (12.3)*].

Administer each dose of TRIKAFTA oral granules immediately before or after ingestion of fat-containing food. Mix entire contents of each packet of oral granules with one teaspoon (5 mL) of age-appropriate soft food or liquid that is at or below room temperature. Some examples of soft food or liquids include pureed fruits or vegetables, yogurt, applesauce, water, milk, or juice. Once mixed, the product should be consumed completely within one hour.

Table 1: Recommended Dosage of TRIKAFTA for Adult and Pediatric Patients Aged 2 Years and Older

Age	Weight	Oral Morning Dose	Oral Evening Dose
2 to less than 6 years	Less than 14 kg	One packet (containing elexacaftor 80 mg/tezacaftor 40 mg/ivacaftor 60 mg) oral granules	One packet (containing ivacaftor 59.5 mg) oral granules
	14 kg or more	One packet (containing elexacaftor 100 mg/tezacaftor 50 mg/ivacaftor 75 mg) oral granules	One packet (containing ivacaftor 75 mg) oral granules
6 to less than 12 years	Less than 30 kg	Two tablets of elexacaftor 50 mg/tezacaftor 25 mg/ivacaftor 37.5 mg (total dose of elexacaftor 100 mg/tezacaftor 50 mg/ivacaftor 75 mg)	One tablet of ivacaftor 75 mg
	30 kg or more	Two tablets of elexacaftor 100 mg/tezacaftor 50 mg/ivacaftor 75 mg (total dose of elexacaftor 200 mg/tezacaftor 100 mg/ivacaftor 150 mg)	One tablet of ivacaftor 150 mg
12 years and older	—	Two tablets of elexacaftor 100 mg/tezacaftor 50 mg/ivacaftor 75 mg (total dose of elexacaftor 200 mg/tezacaftor 100 mg/ivacaftor 150 mg)	One tablet of ivacaftor 150 mg

2.3 Recommended Dosage for Patients with Hepatic Impairment

- Severe Hepatic Impairment (Child-Pugh Class C):** Should not be used. TRIKAFTA has not been studied in patients with severe hepatic impairment (Child-Pugh Class C), but the exposure is expected to be higher than in patients with moderate hepatic impairment [see *Warnings and Precautions (5.1)*, *Adverse Reactions (6)*, *Use in Specific Populations (8.7)* and *Clinical Pharmacology (12.3)*].
- Moderate Hepatic Impairment (Child-Pugh Class B):** Treatment is not recommended. Use of TRIKAFTA in patients with moderate hepatic impairment should only be considered when there is a clear medical need, and the benefit outweighs the risk. If used, TRIKAFTA should be used with caution at a reduced dose (see Table 2) [see *Use in Specific Populations (8.7)* and *Clinical Pharmacology (12.3)*]. Liver function tests should be closely monitored [see *Dosage and Administration (2.1)* and *Warnings and Precautions (5.1)*]. Recommended dosage for patients with moderate hepatic impairment (Child-Pugh Class B) is provided in Table 2.

Age	Weight	Oral Morning Dose	Oral Evening Dose
2 to less than 6 years	Less than 14 kg	<p>Weekly dosing schedule is as follows:</p> <ul style="list-style-type: none"> Days 1-3: One packet (containing elexacaftor 80 mg/tezacaftor 40 mg/ivacaftor 60 mg) oral granules each day Day 4: no dose Days 5-6: One packet (containing elexacaftor 80 mg/tezacaftor 40 mg/ivacaftor 60 mg) oral granules each day Day 7: no dose 	No evening dose of ivacaftor oral granules.
	14 kg or more	<p>Weekly dosing schedule is as follows:</p> <ul style="list-style-type: none"> Days 1-3: One packet (containing elexacaftor 100 mg/tezacaftor 50 mg/ivacaftor 75 mg) oral granules each day Day 4: no dose Days 5-6: One packet (containing elexacaftor 100 mg/tezacaftor 50 mg/ivacaftor 75 mg) oral granules each day Day 7: no dose 	No evening dose of ivacaftor oral granules.
6 to less than 12 years	Less than 30 kg	<p>Alternating daily dosing schedule is as follows:</p> <ul style="list-style-type: none"> Day 1: Two tablets of elexacaftor 50 mg/tezacaftor 25 mg/ivacaftor 37.5 mg (total dose of elexacaftor 100 mg/tezacaftor 50 mg/ivacaftor 75 mg) Day 2: One tablet of elexacaftor 50 mg/tezacaftor 25 mg/ivacaftor 37.5 mg 	No evening ivacaftor tablet dose.
	30 kg or more	<p>Alternating daily dosing schedule is as follows:</p> <ul style="list-style-type: none"> Day 1: Two tablets of elexacaftor 100 mg/tezacaftor 50 mg/ivacaftor 75 mg (total dose of elexacaftor 200 mg/tezacaftor 100 mg/ivacaftor 150 mg) Day 2: One tablet elexacaftor 100 mg/tezacaftor 50 mg/ivacaftor 75 mg 	No evening ivacaftor tablet dose.
12 years and older	—	<p>Alternating daily dosing schedule is as follows:</p> <ul style="list-style-type: none"> Day 1: Two tablets of elexacaftor 100 mg/tezacaftor 50 mg/ivacaftor 75 mg (total dose of elexacaftor 200 mg/tezacaftor 100 mg/ivacaftor 150 mg) Day 2: One tablet elexacaftor 100 mg/tezacaftor 50 mg/ivacaftor 75 mg 	No evening ivacaftor tablet dose.

- Mild Hepatic Impairment (Child-Pugh Class A): No dose adjustment is recommended [see *Use in Specific Populations (8.7) and Clinical Pharmacology (12.3)*]. See Table 1 for recommended dosage of TRIKAFTA. Liver function tests should be closely monitored [see *Dosage and Administration (2.1) and Warnings and Precautions (5.1)*].

2.4 Dosage Modification for Patients Taking Drugs that are CYP3A Inhibitors

Table 3 describes the recommended dosage modification for TRIKAFTA when used concomitantly with strong (e.g., ketoconazole, itraconazole, posaconazole, voriconazole, telithromycin, and clarithromycin) or moderate (e.g., fluconazole, erythromycin) CYP3A inhibitors. Administer TRIKAFTA orally with fat-containing food [see *Dosage and Administration (2.2)*]. Avoid food or drink containing grapefruit during TRIKAFTA treatment [see *Warnings and Precautions (5.6), Drug Interactions (7.1) and Clinical Pharmacology (12.3)*].

Age	Weight	Moderate CYP3A Inhibitors	Strong CYP3A Inhibitors
2 to less than 6 years	Less than 14 kg	<p>Alternating daily dosing schedule is as follows:</p> <ul style="list-style-type: none"> Day 1: One packet (containing elexacaftor 80 mg/tezacaftor 40 mg/ivacaftor 60 mg) in the morning Day 2: One packet (containing ivacaftor 59.5 mg) oral granules in the morning <p>No evening packet of ivacaftor oral granules.</p>	<p>One packet (containing elexacaftor 80 mg/tezacaftor 40 mg/ivacaftor 60 mg) in the morning twice a week, approximately 3 to 4 days apart.</p> <p>No evening packet of ivacaftor oral granules.</p>
	14 kg or more	<p>Alternating daily dosing schedule is as follows:</p> <ul style="list-style-type: none"> Day 1: One packet (containing elexacaftor 100 mg/tezacaftor 50 mg/ivacaftor 75 mg) in the morning Day 2: One packet (containing ivacaftor 75 mg) oral granules in the morning <p>No evening packet of ivacaftor oral granules.</p>	<p>One packet (containing elexacaftor 100 mg/tezacaftor 50 mg/ivacaftor 75 mg) in the morning twice a week, approximately 3 to 4 days apart.</p> <p>No evening packet of ivacaftor oral granules.</p>
6 to less than 12 years	Less than 30 kg	<p>Alternating daily dosing schedule is as follows:</p>	<p>Two tablets of elexacaftor 50 mg/tezacaftor 25 mg/ivacaftor 37.5 mg (total dose of elexacaftor 100 mg/tezacaftor 50 mg/ivacaftor 75 mg) in the morning twice a week, approximately 3 to 4 days apart.</p>

		<ul style="list-style-type: none"> Day 1: Two tablets of elexacaftor 50 mg/tezacaftor 25 mg/ivacaftor 37.5 mg (total dose of elexacaftor 100 mg/tezacaftor 50 mg/ivacaftor 75 mg) in the morning Day 2: One tablet of ivacaftor 75 mg in the morning <p>No evening ivacaftor tablet dose.</p>	No evening ivacaftor tablet dose.
	30 kg or more	<p>Alternating daily dosing schedule is as follows:</p> <ul style="list-style-type: none"> Day 1: Two tablets elexacaftor 100 mg/tezacaftor 50 mg/ivacaftor 75 mg (total dose of elexacaftor 200 mg/tezacaftor 100 mg/ivacaftor 150 mg) in the morning Day 2: One tablet of ivacaftor 150 mg in the morning <p>No evening ivacaftor tablet dose.</p>	<p>Two tablets elexacaftor 100 mg/tezacaftor 50 mg/ivacaftor 75 mg (total dose of elexacaftor 200 mg/tezacaftor 100 mg/ivacaftor 150 mg) in the morning twice a week, approximately 3 to 4 days apart.</p> <p>No evening ivacaftor tablet dose.</p>
12 years and older	—	<p>Alternating daily dosing schedule is as follows:</p> <ul style="list-style-type: none"> Day 1: Two tablets elexacaftor 100 mg/tezacaftor 50 mg/ivacaftor 75 mg (total dose of elexacaftor 200 mg/tezacaftor 100 mg/ivacaftor 150 mg) in the morning Day 2: One tablet of ivacaftor 150 mg in the morning <p>No evening ivacaftor tablet dose.</p>	<p>Two tablets elexacaftor 100 mg/tezacaftor 50 mg/ivacaftor 75 mg (total dose of elexacaftor 200 mg/tezacaftor 100 mg/ivacaftor 150 mg) in the morning twice a week, approximately 3 to 4 days apart.</p> <p>No evening ivacaftor tablet dose.</p>

2.5 Recommendations Regarding Missed Dose(s)

If 6 hours or less have passed since the missed morning or evening dose, the patient should take the missed dose as soon as possible and continue on the original schedule.

If more than 6 hours have passed since:

- the missed morning dose, the patient should take the missed dose as soon as possible and should not take the evening dose. The next scheduled morning dose should be taken at the usual time.
- the missed evening dose, the patient should not take the missed dose. The next scheduled morning dose should be taken at the usual time.

Morning and evening doses should not be taken at the same time.

3 DOSAGE FORMS AND STRENGTHS

Tablets:

Fixed-dose combination containing elexacaftor 50 mg, tezacaftor 25 mg, and ivacaftor 37.5 mg co-packaged with ivacaftor 75 mg:

- Elxacaftor, tezacaftor and ivacaftor tablets are light orange, oblong-shaped and debossed with “T50” on one side and plain on the other
- Ivacaftor tablets are light blue, oblong-shaped, and printed with “V 75” in black ink on one side and plain on the other

Fixed-dose combination containing elexacaftor 100 mg, tezacaftor 50 mg, and ivacaftor 75 mg co-packaged with ivacaftor 150 mg:

- Elxacaftor, tezacaftor and ivacaftor tablets are orange, oblong-shaped and debossed with “T100” on one side and plain on the other
- Ivacaftor tablets are light blue, oblong-shaped, and printed with “V 150” in black ink on one side and plain on the other

Oral Granules:

Fixed-dose combination oral granules containing elexacaftor 100 mg, tezacaftor 50 mg, and ivacaftor 75 mg co-packaged with ivacaftor 75 mg oral granules:

- Elxacaftor, tezacaftor, and ivacaftor oral granules are white to off-white, sweetened, unflavored granules approximately 2 mm in diameter contained in a white and orange unit-dose packet
- Ivacaftor oral granules are white to off-white, sweetened, unflavored granules approximately 2 mm in diameter contained in a white and pink unit-dose packet

Fixed-dose combination oral granules containing elexacaftor 80 mg, tezacaftor 40 mg, and ivacaftor 60 mg co-packaged with ivacaftor 59.5 mg oral granules:

- Elxacaftor, tezacaftor, and ivacaftor oral granules are white to off-white, sweetened, unflavored granules approximately 2 mm in diameter contained in a white and blue unit-dose packet
- Ivacaftor oral granules are white to off-white, sweetened, unflavored granules approximately 2 mm in diameter contained in a white and green unit-dose packet

4 CONTRAINDICATIONS

None.

5 WARNINGS AND PRECAUTIONS

5.1 Drug-Induced Liver Injury and Liver Failure

TRIKAFTA can cause serious and potentially fatal drug-induced liver injury. Cases of liver failure leading to transplantation and death have been reported in patients with and without a history of liver disease taking TRIKAFTA, in both clinical trials and the postmarketing setting [see *Adverse Reactions (6)*]. Liver injury has been reported within the first month of therapy and up to 15 months following initiation of TRIKAFTA.

Assess liver function tests (ALT, AST, alkaline phosphatase, and bilirubin) in all patients prior to initiating TRIKAFTA. Assess liver function tests every month during the first 6 months of treatment, then every 3 months for the next 12 months, then at least annually thereafter. Consider more frequent monitoring for patients with a history of liver disease or liver function test elevations at baseline [see *Dosage and Administration (2.1)*, *Adverse Reactions (6)*, and *Use in Specific Populations (8.7)*].

Interrupt TRIKAFTA in the event of signs or symptoms of liver injury. These may include:

- Significant elevations in liver function tests (e.g., ALT or AST >5 × the upper limit of normal (ULN) or ALT or AST >3 × ULN with bilirubin >2 × ULN)
- Clinical symptoms suggestive of liver injury (e.g., jaundice, right upper quadrant pain, nausea, vomiting, altered mental status, ascites).

Consider referral to a hepatologist and follow patients closely with clinical and laboratory monitoring until abnormalities resolve. If abnormalities resolve and if the benefit is expected to outweigh the risk, resume TRIKAFTA treatment with close monitoring.

TRIKAFTA should not be used in patients with severe hepatic impairment (Child-Pugh Class C). TRIKAFTA is not recommended in patients with moderate hepatic impairment (Child-Pugh Class B) and should only be considered when there is a clear medical need, and the benefit outweighs the risk. If used, use with caution at a reduced dosage and monitor patients closely [see *Dosage and Administration (2.3)*, *Use in Specific Populations (8.7)* and *Clinical Pharmacology (12.3)*].

5.2 Hypersensitivity Reactions, Including Anaphylaxis

Hypersensitivity reactions, including cases of angioedema and anaphylaxis, have been reported in the postmarketing setting [see *Adverse Reactions (6.2)*]. If signs or symptoms of serious hypersensitivity reactions develop during treatment, discontinue TRIKAFTA and institute appropriate therapy. Consider the benefits and risks for the individual patient to determine whether to resume treatment with TRIKAFTA.

5.3 Intracranial Hypertension

Cases of intracranial hypertension (IH) have been reported in the postmarketing setting with the use of TRIKAFTA [see *Adverse Reactions (6.2)*]. Clinical manifestations of IH include headache, blurred vision, diplopia, and potential vision loss; papilledema can be found on fundoscopy. If an unusual headache or visual disturbances occur during treatment, and IH is suspected, interrupt TRIKAFTA and refer for prompt medical evaluation. Consider the benefits and risks for the individual patient to determine whether to resume treatment with TRIKAFTA. Patients should be monitored until IH resolution and for recurrence. Patients with elevated vitamin A levels may be at increased risk.

5.4 Neuropsychiatric Events, Including Suicidal Thoughts and Behaviors

Serious neuropsychiatric events, including symptoms of anxiety, depression, suicidal ideation and behavior, and sleep disturbances, have been reported in the postmarketing setting in patients taking TRIKAFTA or drugs containing the same or similar active ingredients [see *Adverse Reactions (6.2)*]. The events were reported in adult and pediatric patients with and without a previous history of neuropsychiatric symptoms. Symptoms may occur within the first three months of treatment initiation.

Assess patients for baseline neuropsychiatric symptoms and monitor for new or worsening symptoms of anxiety, depression, suicidal ideation or behavior, or sleep disturbances. Consider the benefits and risks for the individual patient to determine if therapy with TRIKAFTA should be interrupted at the occurrence of neuropsychiatric symptoms and whether to resume therapy with symptom improvement.

5.5 Concomitant Use with CYP3A Inducers

Exposure to ivacaftor is significantly decreased and exposure to elexacaftor and tezacaftor are expected to decrease by the concomitant use of strong CYP3A inducers, which may reduce the therapeutic effectiveness of TRIKAFTA. Therefore, concomitant use with strong CYP3A inducers is not recommended [see *Drug Interactions (7.1)* and *Clinical Pharmacology (12.3)*].

5.6 Concomitant Use with CYP3A Inhibitors

Exposure to elexacaftor, tezacaftor and ivacaftor are increased when used concomitantly with strong or moderate CYP3A inhibitors. Therefore, the dose of TRIKAFTA should be reduced when used concomitantly with moderate or strong CYP3A inhibitors [see *Dosage and Administration (2.4)*, *Drug Interactions (7.1)* and *Clinical Pharmacology (12.3)*].

5.7 Cataracts

Cases of non-congenital lens opacities have been reported in pediatric patients treated with ivacaftor-containing regimens. Although other risk factors were present in some cases (such as corticosteroid use, exposure to radiation), a possible risk attributable to treatment with ivacaftor cannot be excluded. Baseline and follow-up ophthalmological examinations are recommended in pediatric patients initiating treatment with TRIKAFTA [see *Use in Specific Populations (8.4)*].

6 ADVERSE REACTIONS

The following clinically significant adverse reactions are discussed in greater detail in other sections of the labeling:

- Drug-Induced Liver Injury and Liver Failure [see *Warnings and Precautions (5.1)*]
- Hypersensitivity Reactions, Including Anaphylaxis [see *Warnings and Precautions (5.2)*]
- Intracranial Hypertension [see *Warnings and Precautions (5.3)*]
- Neuropsychiatric Events, Including Suicidal Thoughts and Behaviors [see *Warnings and Precautions (5.4)*]
- Cataracts [see *Warnings and Precautions (5.7)*]

6.1 Clinical Trials Experience

Because clinical trials are conducted under widely varying conditions, adverse reaction rates observed in the clinical trials of a drug cannot be directly compared to rates in the clinical trials of another drug and may not reflect the rates observed in clinical practice.

Patients with Cystic Fibrosis with at Least One *F508del* Mutation

The safety profile of TRIKAFTA in patients with CF with at least one *F508del* mutation is based on data from 510 patients aged 12 years and older in two double-blind, controlled trials of 24 weeks and 4 weeks treatment duration (Trials 1 and 2, respectively). Eligible patients were also able to participate in an open-label extension safety study (up to 96 weeks of TRIKAFTA). In the two controlled trials, a total of 257 patients aged 12 years and older received at least one dose of TRIKAFTA.

In Trial 1, the proportion of patients who discontinued study drug prematurely due to adverse events was 1% for TRIKAFTA-treated patients and 0% for placebo-treated patients.

In Trial 1, serious adverse reactions that occurred more frequently in TRIKAFTA-treated patients compared to placebo were rash (1% vs <1%) and influenza (1% vs 0%). There were no deaths.

Table 4 shows adverse reactions occurring in ≥5% of TRIKAFTA-treated patients and higher than placebo by ≥1% in the 24-week, placebo-controlled, parallel-group trial (Trial 1).

Adverse Reactions	TRIKAFTA N=202 n (%)	Placebo N=201 n (%)
Headache	35 (17)	30 (15)
Upper respiratory tract infection*	32 (16)	25 (12)
Abdominal pain†	29 (14)	18 (9)
Diarrhea	26 (13)	14 (7)
Rash‡	21 (10)	10 (5)
Alanine aminotransferase increased	20 (10)	7 (3)
Nasal congestion	19 (9)	15 (7)
Blood creatine phosphokinase increased	19 (9)	9 (4)
Aspartate aminotransferase increased	19 (9)	4 (2)
Rhinorrhea	17 (8)	6 (3)
Rhinitis	15 (7)	11 (5)
Influenza	14 (7)	3 (1)
Sinusitis	11 (5)	8 (4)
Blood bilirubin increased	10 (5)	2 (1)

* Includes upper respiratory tract infection and viral upper respiratory tract infection.
† Includes abdominal pain, abdominal pain upper, abdominal pain lower.
‡ Includes rash, rash generalized, rash erythematous, rash macular, rash pruritic.

Additional adverse reactions that occurred in TRIKAFTA-treated patients at a frequency of 2% to <5% and higher than placebo by ≥1% include the following: flatulence, abdominal distension, conjunctivitis, pharyngitis, respiratory tract infection, tonsillitis, urinary tract infection, c-reactive protein increased, hypoglycemia, dizziness, dysmenorrhea, acne, eczema and pruritus.

In addition, the following clinical trials have also been conducted [see *Use in Specific Populations (8.4)*, *Clinical Pharmacology (12.3)* and *Clinical Studies (14)*]:

- a 24-week, open-label trial in 66 patients with CF aged 6 to less than 12 years who were either homozygous for the *F508del* mutation or heterozygous for the *F508del* mutation, and a mutation on the second allele that results in either no CFTR protein or a CFTR protein that is not responsive to ivacaftor and tezacaftor/ivacaftor (Trial 3).
- a 24-week, open-label trial in 75 patients with CF aged 2 to less than 6 years. Patients who had at least one *F508del* mutation or a mutation known to be responsive to TRIKAFTA were eligible for the study (Trial 4).

The safety profile for the CF patients enrolled in Trials 2, 3, and 4 was consistent to that observed in Trial 1.

Patients with Cystic Fibrosis with at Least One Qualifying Non-*F508del* Mutation

The safety of TRIKAFTA in patients with CF with at least one non-*F508del* mutation is based on data from 307 patients aged 6 years and older with at least one qualifying non-*F508del* CFTR mutation that was TRIKAFTA-responsive. Trial 5 was a randomized, double blind, placebo-controlled trial for a 24-week treatment duration in which 205 patients received at least one dose of TRIKAFTA. Eligible patients were also able to participate in an open-label extension safety study.

In Trial 5, the proportion of patients who discontinued study drug prematurely due to adverse reactions was 2% for TRIKAFTA-treated patients and 0% for placebo-treated patients.

Table 5 shows adverse reactions occurring in ≥5% of TRIKAFTA-treated patients and higher than placebo by ≥1% in the 24-week, placebo-controlled, parallel-group trial (Trial 5).

Adverse Reactions	TRIKAFTA N=205 n (%)	Placebo N=102 n (%)
Rash*	48 (23)	2 (2)
Headache	37 (18)	13 (13)
Diarrhea	26 (13)	10 (10)
Rhinitis	20 (10)	6 (6)
Influenza	18 (9)	2 (2)
Constipation	15 (7)	4 (4)

* Includes rash, rash maculo-papular, rash erythematous, rash papular

Specific Adverse Reactions

Liver Function Test Elevations

In Trial 1, the incidence of maximum transaminase (ALT or AST) >8, >5, or >3 × ULN was 1%, 2%, and 8% in TRIKAFTA-treated patients and 1%, 1%, and 5% in placebo-treated patients. The incidence of adverse reactions of transaminase elevations (AST and/or ALT) was 11% in TRIKAFTA-treated patients and 4% in placebo-treated patients.

In Trial 1, the incidence of maximum total bilirubin elevation >2 × ULN was 4% in TRIKAFTA-treated patients and <1% in placebo-treated patients. Maximum indirect and direct bilirubin elevations >1.5 × ULN occurred in 11% and 3% of TRIKAFTA-treated patients, respectively. No TRIKAFTA-treated patients developed maximum direct bilirubin elevation >2 × ULN.

During Trial 3, in patients aged 6 to less than 12 years, the incidence of maximum transaminase (ALT or AST) >8, >5, and >3 × ULN were 0%, 1.5%, and 10.6%, respectively. No TRIKAFTA-treated patients had transaminase elevation >3 × ULN associated with elevated total bilirubin >2 × ULN or discontinued treatment due to transaminase elevations.

During Trial 4 in patients aged 2 to less than 6 years, the incidence of maximum transaminase (ALT or AST) >8, >5, and >3 × ULN were 1.3%, 2.7%, and 8.0%, respectively. No TRIKAFTA-treated patients had transaminase elevation >3 × ULN associated with elevated total bilirubin >2 × ULN. One patient required treatment interruption during Trial 4 and later discontinued TRIKAFTA during the open label extension due to transaminase elevations.

In Trial 5, the incidence of maximum transaminase (ALT or AST) >8, >5, and >3 × ULN were 2.0%, 2.0%, and 6.3%, respectively, and led to treatment discontinuation in 0.5% and treatment interruptions in 1.5% of TRIKAFTA-treated patients. There were no transaminase elevations >3 × ULN in placebo-treated patients.

Rash

In Trial 1, the overall incidence of rash was 10% in TRIKAFTA-treated and 5% in placebo-treated patients (see Table 4). The incidence of rash was higher in female TRIKAFTA-treated patients (16%) than in male TRIKAFTA-treated patients (5%).

In Trial 5, the overall incidence of rash was 23% in TRIKAFTA-treated and 2% in placebo-treated patients (see Table 5). The incidence of rash was higher in female TRIKAFTA-treated patients (27%) than in male TRIKAFTA-treated patients (20%).

A role of hormonal contraceptives in the occurrence of rash cannot be excluded [see *Drug Interactions (7.3)*].

Increased Creatine Phosphokinase

In Trial 1, the incidence of maximum creatine phosphokinase elevation >5 × ULN was 10% in TRIKAFTA-treated and 5% in placebo-treated patients. Among the TRIKAFTA-treated patients with creatine phosphokinase elevation >5 × ULN, 14% (3/21) required treatment interruption and none discontinued treatment.

In Trial 5, the incidence of maximum creatine phosphokinase elevation >5 × ULN was 5.4% (11/205) in TRIKAFTA-treated patients and 1% (1/102) in placebo-treated patients. The incidence of maximum creatine phosphokinase elevation >10 × ULN was 2.4% (5/205) in TRIKAFTA-treated patients and 1% (1/102) in placebo-treated patients. There were no interruptions or discontinuations among the TRIKAFTA-treated patients with creatine phosphokinase elevation >5 × ULN. Among the TRIKAFTA-treated patients with creatine phosphokinase elevation >10 × ULN, two patients, who had exercised within the preceding 72 hours, developed rhabdomyolysis without evidence of renal involvement resulting in treatment interruption in 1 patient.

Increased Blood Pressure

In Trial 1, the maximum increase from baseline in mean systolic and diastolic blood pressure was 3.5 mmHg and 1.9 mmHg, respectively for TRIKAFTA-treated patients (baseline: 113 mmHg systolic and 69 mmHg diastolic) and 0.9 mmHg and 0.5 mmHg, respectively for placebo-treated patients (baseline: 114 mmHg systolic and 70 mmHg diastolic).

The proportion of patients who had systolic blood pressure >140 mmHg and 10 mmHg increase from baseline on at least two occasions was 4% in TRIKAFTA-treated patients and 1% in placebo-treated patients. The proportion of patients who had diastolic blood pressure >90 mmHg and 5 mmHg increase from baseline on at least two occasions was 1% in TRIKAFTA-treated patients and 2% in placebo-treated patients.

With the exception of sex differences in rash, the safety profile of TRIKAFTA was generally similar across all subgroups of patients, including analysis by age, sex, baseline percent predicted FEV₁ (ppFEV₁) and geographic regions.

6.2 Postmarketing Experience

The following adverse reactions have been identified during postapproval use of TRIKAFTA or drugs containing the same or similar active ingredients as TRIKAFTA. Because these reactions are reported voluntarily from a population of uncertain size, it is not always possible to reliably estimate their frequency or establish a causal relationship to drug exposure.

Hepatobiliary: liver injury, fatal liver failure, liver transplantation

Immune System Disorders: anaphylaxis, angioedema

Nervous System Disorders: intracranial hypertension

Psychiatric Disorders: anxiety, depression, suicidal ideation and behavior, insomnia

7 DRUG INTERACTIONS

7.1 Effect of Other Drugs and Grapefruit on TRIKAFTA

Strong CYP3A Inducers

Concomitant use of TRIKAFTA with strong CYP3A inducers is not recommended. Elexacaftor, tezacaftor and ivacaftor are substrates of CYP3A (ivacaftor is a sensitive substrate of CYP3A). Concomitant use of CYP3A inducers may result in reduced exposures and thus reduced TRIKAFTA efficacy [see *Warnings and Precautions (5.5)*]. Concomitant use of ivacaftor with rifampin, a strong CYP3A inducer, significantly decreased ivacaftor area under the curve (AUC) by 89%. Elexacaftor and tezacaftor exposures are expected to decrease during concomitant use with strong CYP3A inducers [see *Clinical Pharmacology (12.3)*].

Examples of strong CYP3A inducers include:

- rifampin, rifabutin, phenobarbital, carbamazepine, phenytoin and St. John's wort (*Hypericum perforatum*)

Strong or Moderate CYP3A Inhibitors

The dosage of TRIKAFTA should be reduced when used concomitantly with strong CYP3A inhibitors [see *Dosage and Administration (2.4)* and *Warnings and Precautions (5.6)*]. Concomitant use with itraconazole, a strong CYP3A inhibitor, increased elexacaftor AUC by 2.8-fold and tezacaftor AUC by 4.0- to 4.5-fold. When used concomitantly with itraconazole and ketoconazole, ivacaftor AUC increased by 15.6-fold and 8.5-fold, respectively [see *Clinical Pharmacology (12.3)*].

Examples of strong CYP3A inhibitors include:

- ketoconazole, itraconazole, posaconazole and voriconazole
- telithromycin and clarithromycin

The dosage of TRIKAFTA should be reduced when used concomitantly with moderate CYP3A inhibitors [see *Dosage and Administration (2.4) and Warnings and Precautions (5.6)*]. Simulations indicated that concomitant use with moderate CYP3A inhibitors may increase elexacaftor and tezacaftor AUC by approximately 1.9- to 2.3-fold and 2.1-fold, respectively. Concomitant use of fluconazole increased ivacaftor AUC by 2.9-fold [see *Clinical Pharmacology (12.3)*].

Examples of moderate CYP3A inhibitors include:

- fluconazole
- erythromycin

Grapefruit

Concomitant use of TRIKAFTA with grapefruit juice, which contains one or more components that moderately inhibit CYP3A, may increase exposure of elexacaftor, tezacaftor and ivacaftor; therefore, food or drink containing grapefruit should be avoided during treatment with TRIKAFTA [see *Dosage and Administration (2.4)*].

7.2 Effect of TRIKAFTA on Other Drugs

CYP2C9 Substrates

Ivacaftor may inhibit CYP2C9; therefore, monitoring of the international normalized ratio (INR) during concomitant use of TRIKAFTA with warfarin is recommended. Other medicinal products for which exposure may be increased by TRIKAFTA include glimepiride and glipizide; these medicinal products should be used with caution [see *Clinical Pharmacology (12.3)*].

Transporters

Concomitant use of ivacaftor or tezacaftor/ivacaftor with digoxin, a sensitive P-gp substrate, increased digoxin AUC by 1.3-fold, consistent with weak inhibition of P-gp by ivacaftor. Administration of TRIKAFTA may increase systemic exposure of medicinal products that are sensitive substrates of P-gp, which may increase or prolong their therapeutic effect and adverse reactions. When used concomitantly with digoxin or other substrates of P-gp with a narrow therapeutic index such as cyclosporine, everolimus, sirolimus and tacrolimus, caution and appropriate monitoring should be used [see *Clinical Pharmacology (12.3)*].

Elxacaftor and M23-ELX inhibit uptake by OATP1B1 and OATP1B3 in vitro. Concomitant use of TRIKAFTA may increase exposures of medicinal products that are substrates of these transporters, such as statins, glyburide, nateglinide and repaglinide. When used concomitantly with substrates of OATP1B1 or OATP1B3, caution and appropriate monitoring should be used [see *Clinical Pharmacology (12.3)*]. Bilirubin is an OATP1B1 and OATP1B3 substrate.

7.3 Drugs with No Clinically Significant Interactions with TRIKAFTA

Ciprofloxacin

Ciprofloxacin had no clinically relevant effect on the exposure of tezacaftor or ivacaftor and is not expected to affect the exposure of elexacaftor. Therefore, no dose adjustment is necessary during concomitant administration of TRIKAFTA with ciprofloxacin [see *Clinical Pharmacology (12.3)*].

Hormonal Contraceptives

TRIKAFTA has been studied with ethinyl estradiol/levonorgestrel and was found to have no clinically relevant effect on the exposures of the oral contraceptive. TRIKAFTA is not expected to have an impact on the efficacy of oral contraceptives.

Hormonal contraceptives may play a role in the occurrence of rash and cannot be excluded [see *Adverse Reactions (6.1)*]. For patients with CF taking hormonal contraceptives who develop rash, consider interrupting TRIKAFTA and hormonal contraceptives. Following the resolution of rash, consider resuming TRIKAFTA without the hormonal contraceptives. If rash does not recur, resumption of hormonal contraceptives can be considered.

8 USE IN SPECIFIC POPULATIONS

8.1 Pregnancy

Risk Summary

There are limited and incomplete human data from clinical trials on the use of TRIKAFTA or its individual components, elexacaftor, tezacaftor and ivacaftor, in pregnant women to inform a drug-associated risk. Although there are no animal reproduction studies with the concomitant administration of elexacaftor, tezacaftor and ivacaftor, separate reproductive and developmental studies were conducted with each active component of TRIKAFTA in pregnant rats and rabbits.

In animal embryo fetal development (EFD) studies oral administration of elexacaftor to pregnant rats and rabbits during organogenesis demonstrated no adverse developmental effects at doses that produced maternal exposures up to approximately 2 times the exposure at the maximum recommended human dose (MRHD) in rats and 4 times the MRHD in rabbits [based on summed AUCs of elexacaftor and its metabolite (for rat) and AUC of elexacaftor (for rabbit)]. Oral administration of tezacaftor to pregnant rats and rabbits during organogenesis demonstrated no adverse developmental effects at doses that produced maternal exposures up to approximately 3 times the exposure at the MRHD in rats and 0.2 times the MRHD in rabbits (based on summed AUCs of tezacaftor and M1-TEZ). Oral administration of ivacaftor to pregnant rats and rabbits during organogenesis demonstrated no adverse developmental effects at doses that produced maternal exposures up to approximately 5 and 14 times the exposure at the MRHD, respectively [based on summed AUCs of ivacaftor and its metabolites (for rat) and AUC of ivacaftor (for rabbit)]. No adverse developmental effects were observed after oral administration of elexacaftor, tezacaftor or ivacaftor to pregnant rats from the period of organogenesis through lactation at doses that produced maternal exposures approximately 1 time, approximately 1 time and 3 times the exposures at the MRHD, respectively [based on summed AUCs of parent and metabolite(s)] (*see Data*).

The background risk of major birth defects and miscarriage for the indicated population is unknown. In the U.S. general population, the estimated background risk of major birth defects and miscarriage in clinically recognized pregnancies is 2% to 4% and 15% to 20%, respectively.

Data

Animal Data

Elxacaftor

In an EFD study, pregnant rats were administered oral doses of elxacaftor at 15, 25, and 40 mg/kg/day during the period of organogenesis from gestation Days 6-17. Elxacaftor did not cause adverse developmental outcomes at exposures up to 9 times the MRHD (based on summed AUCs for elxacaftor and its metabolite at maternal doses up to 40 mg/kg/day). Lower mean fetal body weights were observed at doses \geq 25 mg/kg/day that produced maternal exposures \geq 4 times the MRHD. Maternal toxicity was observed at 40 mg/kg/day (9 times the MRHD). In an EFD study, pregnant rabbits were administered oral doses of

elxacaftor at 50, 100, or 125 mg/kg/day during the period of organogenesis from gestation Days 7-20. Elxacaftor was not teratogenic at exposures up to 4 times the MRHD (based on AUC of elxacaftor at maternal doses up to 125 mg/kg/day). Maternal toxicity was observed at 125 mg/kg/day (4 times the MRHD). In a pre- and postnatal development (PPND), pregnant rats were administered elxacaftor at oral doses of 5, 7.5, and 10 mg/kg/day from gestation Day 6 through lactation Day 18. Elxacaftor did not cause adverse developmental outcomes in pups at maternal doses up to 10 mg/kg/day (approximately 1 time the MRHD based on summed AUCs of elxacaftor and its metabolite). Placental transfer of elxacaftor was observed in pregnant rats.

Tezacaftor

In an EFD study, pregnant rats were administered tezacaftor at oral doses of 25, 50, or 100 mg/kg/day during the period of organogenesis from gestation Days 6-17. Tezacaftor did not cause adverse developmental effects at exposures up to 3 times the MRHD (based on summed AUCs of tezacaftor and M1-TEZ). Maternal toxicity in rats was observed at greater than or equal to 50 mg/kg/day (approximately greater than or equal to 1 time the MRHD). In an EFD study, pregnant rabbits were administered tezacaftor at oral doses of 10, 25, or 50 mg/kg/day during the period of organogenesis from gestation Days 7-20. Tezacaftor did not affect fetal developmental outcomes at exposures up to 0.2 times the MRHD (based on summed AUCs of tezacaftor and M1-TEZ). Lower fetal body weights were observed in rabbits at a maternally toxic dose that produced exposures approximately 1 time the MRHD (based on summed AUCs of tezacaftor and M1-TEZ) at a maternal dose of 50 mg/kg/day. In a PPND study, pregnant rats were administered tezacaftor at oral doses of 25, 50, or 100 mg/kg/day from gestation Day 6 through lactation Day 18. Tezacaftor had no adverse developmental effects on pups at an exposure of approximately 1 time the MRHD (based on summed AUCs for tezacaftor and M1-TEZ at a maternal dose of 25 mg/kg/day). Decreased fetal body weights and early developmental delays in pinna detachment, eye opening, and righting reflex occurred at a maternally toxic dose (based on maternal weight loss) that produced exposures approximately 2 times the exposure at the MRHD (based on summed AUCs for tezacaftor and M1-TEZ). Placental transfer of tezacaftor was observed in pregnant rats.

Ivacaftor

In an EFD study, pregnant rats were administered ivacaftor at oral doses of 50, 100, or 200 mg/kg/day during the period of organogenesis from gestation Days 7-17. Ivacaftor did not affect fetal survival at exposures up to 5 times the MRHD (based on summed AUCs of ivacaftor and its metabolites at maternal oral doses up to 200 mg/kg/day). Maternal toxicity was observed at 100 and 200 mg/kg/day (3 and 5 times the exposure at the MRHD) and was associated with a decrease in fetal body weights at a maternal dose of 200 mg/kg/day (5 times the MRHD). In an EFD study, pregnant rabbits were administered ivacaftor at oral doses of 25, 50, or 100 mg/kg/day during the period of organogenesis from gestation Days 7-19. Ivacaftor did not affect fetal development or survival at exposures up to 14 times the MRHD (on an ivacaftor AUC basis at maternal oral doses up to 100 mg/kg/day). Maternal toxicity (i.e., death, decreased food consumption, decreased mean body weight and body weight gain, decreased clinical condition, abortions) was observed at doses greater than or equal to 50 mg/kg/day (approximately 5 times the MRHD). In a PPND study, pregnant rats were administered ivacaftor at oral doses of 50, 100, or 200 mg/kg/day from gestation Day 7 through lactation Day 20. Ivacaftor had no effects on delivery or growth and development of offspring at exposures up to 3 times the MRHD (based on summed AUCs for ivacaftor and its metabolites at maternal oral doses up to 100 mg/kg/day). Decreased fetal body weights were observed at a maternally toxic dose that produced exposures 5 times the MRHD (based on summed AUCs of ivacaftor and its metabolites). Placental transfer of ivacaftor was observed in pregnant rats and rabbits.

8.2 Lactation

Risk Summary

There is no information regarding the presence of elxacaftor, tezacaftor, or ivacaftor in human milk, the effects on the breastfed infant, or the effects on milk production. Elxacaftor, tezacaftor, and ivacaftor are excreted into the milk of lactating rats (*see Data*). The developmental and health benefits of breastfeeding should be considered along with the mother's clinical need for TRIKAFTA and any potential adverse effects on the breastfed child from TRIKAFTA or from the underlying maternal condition.

Data

Elxacaftor: Lactal excretion of elxacaftor in rats was demonstrated following a single oral dose (10 mg/kg) of ¹⁴C-elxacaftor administered 6 to 10 days postpartum to lactating dams. Exposure of ¹⁴C-elxacaftor in milk was approximately 0.4 times the value observed in plasma (based on AUC_{0-72h}).

Tezacaftor: Lactal excretion of tezacaftor in rats was demonstrated following a single oral dose (30 mg/kg) of ¹⁴C-tezacaftor administered 6 to 10 days postpartum to lactating dams. Exposure of ¹⁴C-tezacaftor in milk was approximately 3 times higher than in plasma (based on AUC_{0-72h}).

Ivacaftor: Lactal excretion of ivacaftor in rats was demonstrated following a single oral dose (100 mg/kg) of ¹⁴C-ivacaftor administered 9 to 10 days postpartum to lactating dams. Exposure of ¹⁴C-ivacaftor in milk was approximately 1.5 times higher than in plasma (based on AUC_{0-24h}).

8.4 Pediatric Use

The safety and effectiveness of TRIKAFTA for the treatment of CF have been established in pediatric patients aged 2 to less than 18 years who have at least one *F508del* mutation in the *CFTR* gene or a mutation in the *CFTR* gene that is responsive based on clinical and/or in vitro data. Use of TRIKAFTA for this indication for pediatric patients 12 years of age and older was supported by evidence from two adequate and well-controlled studies (Trials 1 and 2) in CF patients aged 12 years and older [*see Adverse Reactions (6.1) and Clinical Studies (14)*].

Use of TRIKAFTA for this indication in pediatric patients 2 to less than 12 years of age is based on the following:

- Trial 1, 56 pediatric patients aged 12 to less than 18 years who had an *F508del* mutation on one allele and a mutation on the second allele that results in either no CFTR protein or a CFTR protein that is not responsive to ivacaftor and tezacaftor/ivacaftor [*see Adverse Reactions (6) and Clinical Studies (14)*].
- Trial 2, 16 pediatric patients aged 12 to less than 18 years who were homozygous for the *F508del* mutation [*see Adverse Reactions (6) and Clinical Studies (14)*].
- Trial 3, 66 pediatric patients aged 6 to less than 12 years who were homozygous for the *F508del* mutation or heterozygous for the *F508del* mutation with a mutation on the second allele that results in either no CFTR protein or a CFTR protein that is not responsive to ivacaftor and tezacaftor/ivacaftor [*see Adverse Reactions (6) and Clinical Pharmacology (12.3)*].
- Trial 4, 75 pediatric patients aged 2 to less than 6 years who had at least one *F508del* mutation or a mutation known to be responsive to TRIKAFTA [*see Adverse Reactions (6) and Clinical Pharmacology (12.3)*].
- Trial 5, 64 pediatric patients aged 6 years to less than 18 years who had at least one qualifying non-*F508del* TRIKAFTA-responsive mutation and did not have an exclusionary mutation [*see Adverse Reactions (6) and Clinical Studies (14.2)*].

The effectiveness of TRIKAFTA in patients aged 2 to less than 12 years was extrapolated from patients aged 12 years and older with support from population pharmacokinetic analyses showing elxacaftor, tezacaftor, and ivacaftor exposure levels in patients aged 2 to less than 12 years within the range of exposures observed in patients aged 12 years and older [*see Clinical Pharmacology (12.3)*]. Safety of TRIKAFTA in patients aged 6 to less than 12 years was derived from a 24-week, open-label, clinical trial in 66 patients aged 6 to less than 12 years (mean age at baseline 9.3 years) administered either a total dose of

elxacaftor 100 mg/tezacaftor 50 mg/ivacaftor 75 mg in the morning and ivacaftor 75 mg in the evening (for patients weighing less than 30 kg) or a total dose of elxacaftor 200 mg/tezacaftor 100 mg/ivacaftor 150 mg in the morning and ivacaftor 150 mg in the evening (for patients weighing 30 kg or more) (Trial 3). Safety of TRIKAFTA in patients aged 2 to less than 6 years was derived from a 24-week, open-label, clinical trial in 75 patients aged 2 to less than 6 years (mean age at baseline 4.1 years) administered either a total dose of elxacaftor 80 mg/tezacaftor 40 mg/ivacaftor 60 mg in the morning and ivacaftor 59.5 mg in the evening (for patients weighing 10 kg to less than 14 kg) or a total dose of elxacaftor 100 mg/tezacaftor 50 mg/ivacaftor 75 mg in the morning and ivacaftor 75 mg in the evening (for patients weighing 14 kg or more) (Trial 4). The safety profile of patients in these trials was similar to that observed in Trial 1 [see *Adverse Reactions* (6)].

The safety and effectiveness of TRIKAFTA in patients with CF younger than 2 years of age have not been established.

Juvenile Animal Toxicity Data

Findings of cataracts were observed in juvenile rats dosed from postnatal Day 7 through 35 with ivacaftor dose levels of 10 mg/kg/day and higher (0.21 times the MRHD based on systemic exposure of ivacaftor and its metabolites). This finding has not been observed in older animals [see *Warnings and Precautions* (5.7)].

Studies were conducted with tezacaftor in juvenile rats starting at postnatal day (PND) 21 and ranging up to PNDs 35 to 49. Findings of convulsions and death were observed in juvenile rats that received a tezacaftor dose level of 100 mg/kg/day (approximately equivalent to 1.9 times the MRHD based on summed AUCs of tezacaftor and its metabolite, M1-TEZ). A no-effect dose level was identified at 30 mg/kg/day (approximately equivalent to 0.8 times the MRHD based on summed AUCs of tezacaftor and its metabolite, M1-TEZ). Findings were dose related and generally more severe when dosing with tezacaftor was initiated earlier in the postnatal period (PND 7, which would be approximately equivalent to a human neonate). Tezacaftor and its metabolite, M1-TEZ, are substrates for P-glycoprotein. Lower brain levels of P-glycoprotein activity in younger rats resulted in higher brain levels of tezacaftor and M1-TEZ. These findings are not relevant for the indicated pediatric population, 2 years of age and older, for whom levels of P-glycoprotein activity are equivalent to levels observed in adults.

8.5 Geriatric Use

Clinical studies of TRIKAFTA did not include any patients aged 65 years and older.

8.6 Renal Impairment

TRIKAFTA has not been studied in patients with severe renal impairment or end-stage renal disease. No dosage adjustment is recommended in patients with mild (eGFR 60 to <90 mL/min/1.73 m²) or moderate (eGFR 30 to <60 mL/min/1.73 m²) renal impairment. Use with caution in patients with severe (eGFR <30 mL/min/1.73 m²) renal impairment or end-stage renal disease [see *Clinical Pharmacology* (12.3)].

8.7 Hepatic Impairment

- **Severe Hepatic Impairment (Child-Pugh Class C):** Should not be used. TRIKAFTA has not been studied in patients with severe hepatic impairment (Child-Pugh Class C), but the exposure is expected to be higher than in patients with moderate hepatic impairment [see *Dosage and Administration* (2.3), *Warnings and Precautions* (5.1), *Adverse Reactions* (6) and *Clinical Pharmacology* (12.3)].
- **Moderate Hepatic Impairment (Child-Pugh Class B):** Treatment is not recommended. Use of TRIKAFTA in patients with moderate hepatic impairment should only be considered when there is a clear medical need, and the benefit outweighs the risk. If used in patients with moderate hepatic impairment, TRIKAFTA should be used at a reduced dose. Liver function tests should be closely monitored [see *Dosage and Administration* (2.1, 2.3) and *Warnings and Precautions* (5.1)].

In a clinical study of 11 subjects with moderate hepatic impairment, one subject developed total and direct bilirubin elevations >2 × ULN, and a second subject developed direct bilirubin elevation >4.5 × ULN [see *Clinical Pharmacology* (12.3)].

- **Mild Hepatic Impairment (Child-Pugh Class A):** No dose modification is recommended. Liver function tests should be closely monitored [see *Dosage and Administration* (2.1) and *Warnings and Precautions* (5.1)].

8.8 Patients with Severe Lung Dysfunction

Trial 1 included a total of 18 patients receiving TRIKAFTA with ppFEV₁ <40 at baseline. The safety and efficacy in this subgroup were comparable to those observed in the overall population.

10 OVERDOSAGE

Treatment of overdosage consists of general supportive measures including monitoring of vital signs and observation of the clinical status of the patient.

11 DESCRIPTION

TRIKAFTA is a co-package of elxacaftor, tezacaftor and ivacaftor fixed-dose combination tablets or granules and ivacaftor tablets or granules. Both tablets and granules are for oral administration.

The elxacaftor, tezacaftor and ivacaftor fixed-dose combination tablets are available as: orange, oblong-shaped, film-coated tablet containing 100 mg of elxacaftor, 50 mg of tezacaftor, 75 mg of ivacaftor, or light orange, oblong-shaped, film-coated tablet containing 50 mg of elxacaftor, 25 mg of tezacaftor, 37.5 mg of ivacaftor. The fixed-dose combination tablet contains the following inactive ingredients: croscarmellose sodium, hypromellose, hypromellose acetate succinate, magnesium stearate, microcrystalline cellulose, and sodium lauryl sulfate. The tablet film coat contains hydroxypropyl cellulose, hypromellose, iron oxide red, iron oxide yellow, talc, and titanium dioxide.

The ivacaftor tablet is available as a light blue, oblong-shaped, film-coated tablet containing 150 mg or 75 mg of ivacaftor and the following inactive ingredients: colloidal silicon dioxide, croscarmellose sodium, hypromellose acetate succinate, lactose monohydrate, magnesium stearate, microcrystalline cellulose and sodium lauryl sulfate. The tablet film coat contains carnauba wax, FD&C Blue #2, PEG 3350, polyvinyl alcohol, talc, and titanium dioxide. The printing ink contains ammonium hydroxide, iron oxide black, propylene glycol, and shellac.

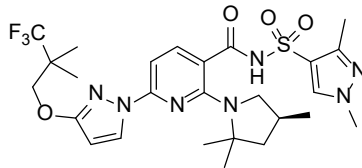
The elxacaftor, tezacaftor and ivacaftor fixed-dose combination oral granules are white to off-white, sweetened, unflavored granules approximately 2 mm in diameter enclosed in unit-dose packets. Each unit-dose packet contains 100 mg of elxacaftor, 50 mg of tezacaftor, 75 mg of ivacaftor or 80 mg of elxacaftor, 40 mg of tezacaftor, 60 mg of ivacaftor and the following inactive ingredients: colloidal silicon dioxide, croscarmellose sodium, hypromellose, hypromellose acetate succinate, lactose monohydrate, magnesium stearate, mannitol, sodium lauryl sulfate, and sucralose.

The ivacaftor oral granules are white to off-white, sweetened, unflavored granules approximately 2 mm in diameter enclosed in unit-dose packets. Each unit-dose packet contains 75 mg or 59.5 mg of ivacaftor and the following inactive ingredients: colloidal silicon dioxide, croscarmellose sodium, hypromellose acetate succinate, lactose monohydrate, magnesium stearate, mannitol, sodium lauryl sulfate, and sucralose.

The active ingredients of TRIKAFTA are described below.

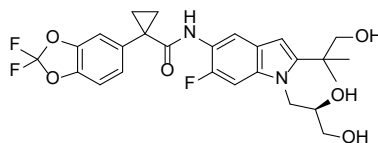
Elxacaftor

Elxacaftor is a white solid that is practically insoluble in water (<1 mg/mL). Its chemical name is N-(1,3-dimethyl-1H-pyrazol-4-sulfonyl)-6-[3-(3,3,3-trifluoro-2,2-dimethylpropoxy)-1H-pyrazol-1-yl]-2-[(4S)-2,2,4-trimethylpyrrolidin-1-yl]pyridine-3-carboxamide. Its molecular formula is C₂₆H₃₄N₇O₄SF₃ and its molecular weight is 597.66. Elxacaftor has the following structural formula:



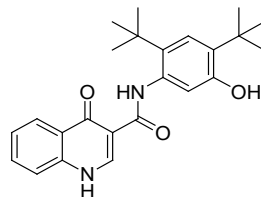
Tezacaftor

Tezacaftor is a white to off-white solid that is practically insoluble in water (<5 microgram/mL). Its chemical name is 1-(2,2-difluoro-2H-1,3-benzodioxol-5-yl)-N-{1-[(2R)-2,3-dihydroxypropyl]-6-fluoro-2-(1-hydroxy-2-methylpropan-2-yl)-1H-indol-5-yl}cyclopropane-1-carboxamide. Its molecular formula is C₂₆H₂₇N₂F₃O₆ and its molecular weight is 520.50. Tezacaftor has the following structural formula:



Ivacaftor

Ivacaftor is a white to off-white crystalline solid that is practically insoluble in water (<0.05 microgram/mL). Pharmacologically it is a CFTR potentiator. Its chemical name is N-(2,4-di-tert-butyl-5-hydroxyphenyl)-1,4-dihydro-4-oxoquinoline-3-carboxamide. Its molecular formula is C₂₄H₂₈N₂O₃ and its molecular weight is 392.49. Ivacaftor has the following structural formula:



12 CLINICAL PHARMACOLOGY

12.1 Mechanism of Action

Elxacaftor and tezacaftor bind to different sites on the CFTR protein and have an additive effect in facilitating the cellular processing and trafficking of select mutant forms of CFTR (including F508del-CFTR) to increase the amount of CFTR protein delivered to the cell surface compared to either molecule alone. Ivacaftor potentiates the channel open probability (or gating) of the CFTR protein at the cell surface.

The combined effect of elxacaftor, tezacaftor and ivacaftor is increased quantity and function of CFTR at the cell surface, resulting in increased CFTR activity as measured both by CFTR mediated chloride transport *in vitro* and by sweat chloride in patients with CF.

CFTR Chloride Transport Assay in Fischer Rat Thyroid Cells Expressing Mutant CFTR Protein

Effects of elxacaftor/tezacaftor/ivacaftor on chloride transport for mutant CFTR proteins was determined in Ussing chamber electrophysiology studies using a panel of Fischer Rat Thyroid (FRT) cell lines stably expressing individual mutant *CFTR* protein. Elxacaftor/tezacaftor/ivacaftor increased chloride transport in FRT cells expressing *CFTR* mutations, as identified in Table 6.

The threshold that the treatment-induced increase in chloride transport must exceed for the mutant CFTR protein to be considered responsive is $\geq 10\%$ of normal over baseline. This threshold was used because it is expected to predict clinical benefit. For individual mutations, the magnitude of the net change over baseline in CFTR-mediated chloride transport *in vitro* is not correlated with the magnitude of clinical response.

CFTR Chloride Transport Assay in Human Bronchial Epithelial Cells Expressing Mutant CFTR Protein

Homozygous and heterozygous *N1303K*-Human Bronchial Epithelial (HBE) cells showed greater chloride transport in the presence of elxacaftor/tezacaftor/ivacaftor than *F508del/F508del*-HBE cells treated with tezacaftor/ivacaftor (which has shown clinical benefit in people homozygous for *F508del*).

Patient Selection

Select patients 2 years of age and older for treatment of CF with TRIKAFTA based on the presence of at least one *F508del* mutation or another responsive mutation in the *CFTR* gene (see Table 6) [see *Indications and Usage (1)*].

Table 6 lists *CFTR* mutations responsive to TRIKAFTA based on clinical response and/or *in vitro* data in FRT or HBE cells or based on extrapolation of efficacy.

Table 6: List of CFTR Gene Mutations Responsive to TRIKAFTA				
Mutations responsive to TRIKAFTA based on clinical data*				
2789+5G→A	D1152H [†]	L206W [†]	R1066H [†]	S945L [‡]
3272-26A→G	F508del [†]	L997F [†]	R117C [†]	T338I [†]
3849+10kbC→T	G85E [†]	M1101K [†]	R347H [†]	V232D [‡]
A455E [†]	L1077P [†]	P5L [†]	R347P [†]	
Mutations responsive to TRIKAFTA based on in vitro data[‡]				
N1303K	F200I	I1139V	P574H	S1045Y
1507 1515del9	F311del	I125T	P67L	S108F
2183A→G	F311L	I1269N	P750L	S1118F
3141del9	F508C	I1366N	Q1291R	S1159F
546insCTA	F508C;S1251N	I148N	Q1313K	S1159P
A1006E	F575Y	I148T	Q237E	S1235R
A1067P	F587I	I175V	Q237H	S1251N
A1067T	G1047R	I331N	Q359R	S1255P
A107G	G1061R	I336K	Q372H	S13F
A120T	G1069R	I502T	Q493R	S341P
A234D	G1123R	I506L	Q552P	S364P
A309D	G1244E	I556V	Q98R	S492F
A349V	G1247R	I601F	R1048G	S549I
A46D	G1249R	I618T	R1070Q	S549N
A554E	G126D	I807M	R1070W	S549R
A62P	G1349D	I980K	R1162L	S589N
C491R	G178E	K1060T	R117C;G576A;R668C	S737F
D110E	G178R	K162E	R117G	S912L
D110H	G194R	K464E	R117H	S977F
D1270N	G194V	L1011S	R117L	T1036N
D1445N	G27E	L1324P	R117P	T1053I
D192G	G27R	L1335P	R1283M	T1086I
D443Y	G314E	L137P	R1283S	T1246I
D443Y;G576A;R668C	G424S	L1480P	R170H	T1299I
D565G	G463V	L15P	R258G	T351I
D579G	G480C	L165S	R297Q	V1153E
D614G	G480S	L320V	R31C	V1240G
D836Y	G551A	L333F	R31L	V1293G
D924N	G551D	L333H	R334L	V201M
D979V	G551S	L346P	R334Q	V392G
D993Y	G576A	L441P	R347L	V456A
E116K	G576A;R668C	L453S	R352Q	V456F
E116Q	G622D	L619S	R352W	V562I
E193K	G628R	L967S	R516S	V603F
E292K	G970D	M1137V	R553Q	V754M
E403D	G970S	M150K	R555G	W1098C
E474K	H1054D	M152V	R668C	W1282R
E56K	H1085P	M265R	R709Q	W361R
E588V	H1085R	M952I	R74Q	Y1014C
E60K	H1375P	M952T	R74W	Y1032C
E822K	H139R	N1088D	R74W;D1270N	Y109N
E92K	H199Y	N1303I	R74W;V201M	Y161D
F1016S	H620P	N186K	R74W;V201M;D1270N	Y161S
F1052V	H620Q	N187K	R751L	Y301C
F1074L	H939R	N418S	R75L	Y563N
F1099L	H939R;H949L	P140S	R75Q	
F1107L	I1027T	P205S	R792G	
F191V	I105N	P499A	R933G	
Mutations responsive to TRIKAFTA based on extrapolation from Trial 5[§]				
4005+2T→C	2789+2insA	3849+40A→G	5T;TG13	
1341G→A	296+28A→G	3849+4A→G	62I+3A→G	
1898+3A→G	304I-15T→G	3850-3T→G	71I+3A→G	
2752-26A→G	3600G→A	5T;TG12	E831X	

* Clinical data obtained from Trials 1, 2, and 5.
[†] This mutation is also predicted to be responsive by FRT assay.
[‡] The N1303K mutation is predicted to be responsive by HBE assay. All other mutations predicted to be responsive with in vitro data are supported by FRT assay.
[§] Efficacy is extrapolated from Trial 5 to non-canonical splice mutations because clinical trials in all mutations of this subgroup are infeasible and these mutations are not amenable to interrogation by FRT system.

12.2 Pharmacodynamics

Sweat Chloride Evaluation

In Trial 1 (patients with an *F508del* mutation on one allele and a mutation on the second allele that results in either no CFTR protein or a CFTR protein that is not responsive ivacaftor and tezacaftor/ivacaftor), a reduction in sweat chloride was observed from baseline at Week 4 and sustained through the 24-week treatment period [see *Clinical Studies (14.1)*]. In Trial 2 (patients homozygous for the *F508del* mutation), a reduction in sweat chloride was observed from baseline at Week 4 [see *Clinical Studies (14.2)*]. In Trial 3 (patients aged 6 to less than 12 years who are homozygous for the *F508del* mutation or heterozygous for the *F508del* mutation and a mutation on the second allele that results in either no CFTR protein or a CFTR protein that is not responsive to ivacaftor and tezacaftor/ivacaftor), the mean absolute change in sweat chloride from baseline through Week 24 was -60.9 mmol/L (95% CI: -63.7, -58.2). In Trial 4 (patients aged 2 to less than 6 years who had at least one *F508del* mutation or a mutation known to be responsive to TRIKAFTA), the mean absolute change in sweat chloride from baseline through Week 24 was -57.9 mmol/L (95% CI: -61.3, -54.6). In Trial 5 (patients aged 6 years and older with at least one qualifying non-*F508del* elexacaftor/tezacaftor/ivacaftor-responsive *CFTR* mutation), the mean absolute change in sweat chloride from baseline through Week 24 compared to placebo was -28.3 mmol/L (95% CI: -32.1, -24.5).

Cardiac Electrophysiology

At doses up to 2 times the maximum recommended dose of elexacaftor and 3 times the maximum recommended dose of tezacaftor and ivacaftor, the QT/QTc interval in healthy subjects was not prolonged to any clinically relevant extent.

12.3 Pharmacokinetics

The pharmacokinetics of elexacaftor, tezacaftor and ivacaftor are similar between healthy adult subjects and patients with CF. The pharmacokinetic parameters for elexacaftor, tezacaftor and ivacaftor in patients with CF aged 12 years and older are shown in Table 7.

Table 7: Pharmacokinetic Parameters of TRIKAFTA Components			
	Elexacaftor	Tezacaftor	Ivacaftor
General Information			
AUC _{ss} (SD), mcg·h/mL*	162 (47.5) [†]	89.3 (23.2) [†]	11.7 (4.01) [‡]
C _{max} (SD), mcg/mL*	9.2 (2.1)	7.7 (1.7)	1.2 (0.3)
Time to Steady State, days	Within 7 days	Within 8 days	Within 3-5 days
Accumulation Ratio	2.2	2.07	2.4
Absorption			
Absolute Bioavailability	80%	Not determined	Not determined
Median T _{max} (range), hours	6 (4 to 12)	3 (2 to 4)	4 (3 to 6)
Effect of Food	AUC increases 1.9- to 2.5-fold (moderate-fat meal)	No clinically significant effect	Exposure increases 2.5- to 4-fold
Distribution			
Mean (SD) Apparent Volume of Distribution, L [§]	53.7 (17.7)	82.0 (22.3)	293 (89.8)
Protein Binding [¶]	>99%	approximately 99%	approximately 99%
Elimination			
Mean (SD) Effective Half-Life, hours [#]	27.4 (9.31)	25.1 (4.93)	15.0 (3.92)
Mean (SD) Apparent Clearance, L/hours	1.18 (0.29)	0.79 (0.10)	10.2 (3.13)
Metabolism			
Primary Pathway	CYP3A4/5	CYP3A4/5	CYP3A4/5
Active Metabolites	M23-ELX	M1-TEZ	M1-IVA
Metabolite Potency Relative to Parent	Similar	Similar	approximately 1/6 ^h of parent
Excretion^b			
Primary Pathway	• Feces: 87.3% (primarily as metabolites) • Urine: 0.23%	• Feces: 72% (unchanged or as M2-TEZ) • Urine: 14% (0.79% unchanged)	• Feces: 87.8% • Urine: 6.6%
* Based on elexacaftor 200 mg and tezacaftor 100 mg once daily/ivacaftor 150 mg every 12 hours at steady state in patients with CF aged 12 years and older. [†] AUC _{0-24h} . [‡] AUC _{0-12h} . [§] Elexacaftor, tezacaftor and ivacaftor do not partition preferentially into human red blood cells. [¶] Elexacaftor and tezacaftor bind primarily to albumin. Ivacaftor primarily bind to albumin, alpha 1-acid glycoprotein and human gamma-globulin. [#] Mean (SD) terminal half-lives of elexacaftor, tezacaftor and ivacaftor are approximately 24.7 (4.87) hours, 60.3 (15.7) hours and 13.1 (2.98) hours, respectively. ^b Following radiolabeled doses. AUC _{ss} : area under the concentration versus time curve at steady state; SD: Standard Deviation; C _{max} : maximum observed concentration; T _{max} : time of maximum concentration; AUC: area under the concentration versus time curve.			

Specific Populations

Pediatric Patients 2 to Less Than 12 Years of Age

Elxacaftor, tezacaftor and ivacaftor exposures observed in patients aged 2 to less than 12 years as determined using population PK analysis are presented by age group and dose administered in Table 8. Elxacaftor, tezacaftor and ivacaftor exposures in this patient population are within the range observed in patients aged 12 years and older.

Age Group	Dose	Elexacaftor AUC _{0-24h,ss} (µg·h/mL)	Tezacaftor AUC _{0-24h,ss} (µg·h/mL)	Ivacaftor AUC _{0-12h,ss} (µg·h/mL)
Patients aged 2 to less than 6 years weighing less than 14 kg (N = 16)	elexacaftor 80 mg qd/tezacaftor 40 mg qd/ivacaftor 60 mg qAM and ivacaftor 59.5 mg qPM	128 (24.8)	87.3 (17.3)	11.9 (3.86)
Patients aged 2 to less than 6 years weighing 14 kg or more (N = 59)	elexacaftor 100 mg qd/tezacaftor 50 mg qd/ivacaftor 75 mg q12h	138 (47.0)	90.2 (27.9)	13.0 (6.11)
Patients aged 6 to less than 12 years weighing less than 30 kg (N = 36)	elexacaftor 100 mg qd/tezacaftor 50 mg qd/ivacaftor 75 mg q12h	116 (39.4)	67.0 (22.3)	9.78 (4.50)
Patients aged 6 to less than 12 years weighing 30 kg or more (N = 30)	elexacaftor 200 mg qd/ tezacaftor 100 mg qd/ ivacaftor 150 mg q12h	195 (59.4)	103 (23.7)	17.5 (4.97)

SD: Standard Deviation; AUC_{ss}: area under the concentration-versus time curve at steady state.

Pediatric Patients 12 to Less Than 18 Years of Age

The following conclusions about exposures between adults and the pediatric population are based on population pharmacokinetic (PK) analyses. Following oral administration of TRIKAFTA to patients 12 to less than 18 years of age (elexacaftor 200 mg qd/tezacaftor 100 mg qd/ivacaftor 150 mg q12h), the mean (±SD) AUC_{ss} was 147 (36.8) mcg·h/mL, 88.8 (21.8) mcg·h/mL and 10.6 (3.35) mcg·h/mL, respectively for elexacaftor, tezacaftor and ivacaftor, similar to the AUC_{ss} in adult patients.

Patients with Renal Impairment

Renal excretion of elexacaftor, tezacaftor and ivacaftor is minimal. Elexacaftor alone or in combination with tezacaftor and ivacaftor has not been studied in subjects with severe (eGFR <30 mL/min/1.73 m²) renal impairment or end-stage renal disease. Based on population PK analyses, the clearance of elexacaftor and tezacaftor was similar in subjects with mild (eGFR 60 to <90 mL/min/1.73 m²) or moderate (eGFR 30 to <60 mL/min/1.73 m²) renal impairment relative to patients with normal renal function [see *Use in Specific Populations (8.6)*].

Patients with Hepatic Impairment

Elexacaftor alone or in combination with tezacaftor and ivacaftor has not been studied in subjects with severe hepatic impairment (Child-Pugh Class C, score 10-15). In a clinical study, following multiple doses of elexacaftor, tezacaftor and ivacaftor for 10 days, subjects with moderately impaired hepatic function (Child-Pugh Class B, score 7-9) had 25% higher AUC and 12% higher C_{max} for elexacaftor, 73% higher AUC and 70% higher C_{max} for M23-ELX, 36% higher AUC and 24% higher C_{max} for combined elexacaftor and M23-ELX, 20% higher AUC but similar C_{max} for tezacaftor and 1.5-fold higher AUC and 10% higher C_{max} for ivacaftor compared with healthy subjects matched for demographics [see *Dosage and Administration (2.3)*, *Warnings and Precautions (5.1)*, *Adverse Reactions (6)* and *Use in Specific Populations (8.7)*].

Tezacaftor and Ivacaftor

Following multiple doses of tezacaftor and ivacaftor for 10 days, subjects with moderately impaired hepatic function had an approximately 36% higher AUC and a 10% higher in C_{max} for tezacaftor and a 1.5-fold higher AUC but similar C_{max} for ivacaftor compared with healthy subjects matched for demographics.

Ivacaftor

In a study with ivacaftor alone, subjects with moderately impaired hepatic function had similar ivacaftor C_{max}, but an approximately 2.0-fold higher ivacaftor AUC_{0-∞} compared with healthy subjects matched for demographics.

Male and Female Patients

Based on population PK analysis, the exposures of elexacaftor, tezacaftor and ivacaftor are similar in males and females.

Drug Interaction Studies

Drug interaction studies were performed with elexacaftor, tezacaftor and/or ivacaftor and other drugs likely to be co-administered or drugs commonly used as probes for pharmacokinetic interaction studies [see *Drug Interactions (7)*].

Potential for Elexacaftor, Tezacaftor and/or Ivacaftor to Affect Other Drugs

Based on in vitro results, elexacaftor and tezacaftor have a low potential to inhibit CYP1A2, CYP2B6, CYP2C8, CYP2C9, CYP2C19, CYP2D6 and CYP3A4, whereas ivacaftor has the potential to inhibit CYP2C8, CYP2C9 and CYP3A. However, clinical studies showed that the combination regimen of tezacaftor/ivacaftor is not an inhibitor of CYP3A and ivacaftor is not an inhibitor of CYP2C8 or CYP2D6.

Based on in vitro results, elexacaftor, tezacaftor and ivacaftor are not likely to induce CYP3A, CYP1A2 and CYP2B6.

Based on in vitro results, elexacaftor and tezacaftor have a low potential to inhibit the transporter P-gp, while ivacaftor has the potential to inhibit P-gp. Co-administration of tezacaftor/ivacaftor with digoxin, a sensitive P-gp substrate, increased digoxin exposure by 1.3-fold in a clinical study. Based on in vitro results, elexacaftor and M23-ELX may inhibit OATP1B1 and OATP1B3 uptake. Tezacaftor has a low potential to inhibit BCRP, OCT2, OAT1, or OAT3. Ivacaftor is not an inhibitor of the transporters OCT1, OCT2, OAT1, or OAT3.

The effects of elexacaftor, tezacaftor and/or ivacaftor on the exposure of co-administered drugs are shown in Table 9 [see *Drug Interactions (7)*].

Dose and Schedule		Effect on Other Drug PK	Geometric Mean Ratio (90% CI) of Other Drug No Effect=1.0	
			AUC	C _{max}
Midazolam 2 mg single oral dose	TEZ 100 mg qd/IVA 150 mg q12h	↔ Midazolam	1.12 (1.01, 1.25)	1.13 (1.01, 1.25)
Digoxin 0.5 mg single dose	TEZ 100 mg qd/IVA 150 mg q12h	↑ Digoxin	1.30 (1.17, 1.45)	1.32 (1.07, 1.64)
Oral Contraceptive Ethinyl estradiol 30 µg/Levonorgestrel 150 µg qd	ELX 200 mg qd/TEZ 100 mg qd/IVA 150 mg q12h	↑ Ethinyl estradiol* ↑ Levonorgestrel*	1.33 (1.20, 1.49) 1.23 (1.10, 1.37)	1.26 (1.14, 1.39) 1.10 (0.985, 1.23)
Rosiglitazone 4 mg single oral dose	IVA 150 mg q12h	↔ Rosiglitazone	0.975 (0.897, 1.06)	0.928 (0.858, 1.00)
Desipramine 50 mg single dose	IVA 150 mg q12h	↔ Desipramine	1.04 (0.985, 1.10)	1.00 (0.939, 1.07)

↑ = increase, ↓ = decrease, ↔ = no change.
AUC: area under the concentration versus time curve; CI: Confidence Interval; ELX: elexacaftor; C_{max}: maximum observed concentration; TEZ: tezacaftor;
IVA: ivacaftor; PK: Pharmacokinetics.
* Effect is not clinically significant [see Drug Interactions (7.3)].

Potential for Other Drugs to Affect Elexacaftor, Tezacaftor and/or Ivacaftor

In vitro studies showed that elexacaftor, tezacaftor and ivacaftor are all metabolized by CYP3A. Exposure to elexacaftor, tezacaftor and ivacaftor may be reduced by concomitant CYP3A inducers and increased by concomitant CYP3A inhibitors.

In vitro studies showed that elexacaftor and tezacaftor are substrates for the efflux transporter P-gp, but ivacaftor is not. Elexacaftor and ivacaftor are not substrates for OATP1B1 or OATP1B3; tezacaftor is a substrate for OATP1B1, but not OATP1B3. Tezacaftor is a substrate for BCRP.

The effects of co-administered drugs on the exposure of elexacaftor, tezacaftor and/or ivacaftor are shown in Table 10 [see Dosage and Administration (2.4) and Drug Interactions (7)].

Dose and Schedule		Effect on ELX, TEZ and/or IVA PK	Geometric Mean Ratio (90% CI) of Elexacaftor, Tezacaftor and Ivacaftor No Effect = 1.0	
			AUC	C _{max}
Itraconazole 200 mg q12h on Day 1, followed by 200 mg qd	TEZ 25 mg qd + IVA 50 mg qd	↑ Tezacaftor	4.02 (3.71, 4.63)	2.83 (2.62, 3.07)
		↑ Ivacaftor	15.6 (13.4, 18.1)	8.60 (7.41, 9.98)
Itraconazole 200 mg qd	ELX 20 mg + TEZ 50 mg single dose	↑ Elexacaftor	2.83 (2.59, 3.10)	1.05 (0.977, 1.13)
		↑ Tezacaftor	4.51 (3.85, 5.29)	1.48 (1.33, 1.65)
Ketoconazole 400 mg qd	IVA 150 mg single dose	↑ Ivacaftor	8.45 (7.14, 10.0)	2.65 (2.21, 3.18)
Ciprofloxacin 750 mg q12h	TEZ 50 mg q12h + IVA 150 mg q12h	↔ Tezacaftor	1.08 (1.03, 1.13)	1.05 (0.99, 1.11)
		↑ Ivacaftor*	1.17 (1.06, 1.30)	1.18 (1.06, 1.31)
Rifampin 600 mg qd	IVA 150 mg single dose	↓ Ivacaftor	0.114 (0.097, 0.136)	0.200 (0.168, 0.239)
Fluconazole 400 mg single dose on Day 1, followed by 200 mg qd	IVA 150 mg q12h	↑ Ivacaftor	2.95 (2.27, 3.82)	2.47 (1.93, 3.17)

↑ = increase, ↓ = decrease, ↔ = no change.
AUC: area under the concentration versus time curve; CI: Confidence Interval; C_{max}: maximum observed concentration; ELX: elexacaftor; TEZ: tezacaftor;
IVA: ivacaftor; PK: Pharmacokinetics.
* Effect is not clinically significant [see Drug Interactions (7.3)].

13 NONCLINICAL TOXICOLOGY

13.1 Carcinogenesis, Mutagenesis, Impairment of Fertility

No studies of carcinogenicity, mutagenicity, or impairment of fertility were conducted with the combination of elexacaftor, tezacaftor and ivacaftor; however, separate studies of elexacaftor, tezacaftor and ivacaftor are described below.

Elexacaftor

A 6-month study in Tg.rash2 transgenic mice showed no evidence of tumorigenicity at 50 mg/kg/day dose, the highest dose tested.

A two-year study was conducted in rats to assess the carcinogenic potential of elexacaftor. No evidence of tumorigenicity was observed in rats at elexacaftor oral doses up to 10 mg/kg/day (approximately 2 and 5 times the MRHD based on summed AUCs of elexacaftor and its metabolite in male and female rats, respectively).

Elexacaftor was negative for genotoxicity in the following assays: Ames test for bacterial gene mutation, in vitro mammalian cell micronucleus assay in TK6 cells, and in vivo mouse micronucleus test.

Elexacaftor did not cause reproductive system toxicity in male rats at 55 mg/kg/day and female rats at 25 mg/kg/day, equivalent to approximately 6 times and 4 times the MRHD, respectively (based on summed AUCs of elexacaftor and its metabolite). Elexacaftor did not cause embryonic toxicity at 35 mg/kg/day which was the highest dose tested, equivalent to approximately 7 times the MRHD (based on summed AUCs of elexacaftor and its metabolite). Lower male and female fertility, male copulation and female conception indices were observed in males at 75 mg/kg/day and females at 35 mg/kg/day, equivalent to approximately 6 times and 7 times, respectively, the MRHD (based on summed AUCs of elexacaftor and its metabolite).

Tezacaftor

A two-year study in Sprague-Dawley rats and a 6-month study in Tg.rasH2 transgenic mice were conducted to assess the carcinogenic potential of tezacaftor. No evidence of tumorigenicity from tezacaftor was observed in male and female rats at oral doses up to 50 and 75 mg/kg/day (approximately 1 and 2 times the MRHD based on summed AUCs of tezacaftor and its metabolites in males and females, respectively). No evidence of tumorigenicity was observed in male and female Tg.rasH2 transgenic mice at tezacaftor doses up to 500 mg/kg/day.

Tezacaftor was negative for genotoxicity in the following assays: Ames test for bacterial gene mutation, in vitro chromosomal aberration assay in Chinese hamster ovary cells and in vivo mouse micronucleus test.

There were no effects on male or female fertility and early embryonic development in rats at oral tezacaftor doses up to 100 mg/kg/day (approximately 3 times the MRHD based on summed AUC of tezacaftor and M1-TEZ).

Ivacaftor

Two-year studies were conducted in CD-1 mice and Sprague-Dawley rats to assess the carcinogenic potential of ivacaftor. No evidence of tumorigenicity from ivacaftor was observed in mice or rats at oral doses up to 200 mg/kg/day and 50 mg/kg/day, respectively (approximately equivalent to 2 and 7 times the MRHD, respectively, based on summed AUCs of ivacaftor and its metabolites).

Ivacaftor was negative for genotoxicity in the following assays: Ames test for bacterial gene mutation, in vitro chromosomal aberration assay in Chinese hamster ovary cells and in vivo mouse micronucleus test.

Ivacaftor impaired fertility and reproductive performance indices in male and female rats at 200 mg/kg/day (approximately 7 and 5 times, respectively, the MRHD based on summed AUCs of ivacaftor and its metabolites). Increases in prolonged diestrus were observed in females at 200 mg/kg/day. Ivacaftor also increased the number of females with all nonviable embryos and decreased corpora lutea, implantations and viable embryos in rats at 200 mg/kg/day (approximately 5 times the MRHD based on summed AUCs of ivacaftor and its metabolites) when dams were dosed prior to and during early pregnancy. These impairments of fertility and reproductive performance in male and female rats at 200 mg/kg/day were attributed to severe toxicity.

14 CLINICAL STUDIES

14.1 Clinical Studies in Patients with Cystic Fibrosis with at Least One *F508del* Mutation

The efficacy of TRIKAFTA in patients aged 12 years and older with cystic fibrosis (CF) with at least one *F508del* mutation was evaluated in two randomized, double-blind, controlled trials (Trials 1 and 2).

Trial 1 (NCT03525444) was a 24-week, randomized, double-blind, placebo-controlled study in patients who had an *F508del* mutation on one allele and a mutation on the second allele that results in either no CFTR protein or a CFTR protein that is not responsive to ivacaftor and tezacaftor/ivacaftor. An interim analysis was planned when at least 140 patients completed Week 4 and at least 100 patients completed Week 12.

Trial 2 (NCT03525548) was a 4-week, randomized, double-blind, active-controlled study in patients who are homozygous for the *F508del* mutation. Patients received tezacaftor 100 mg qd/ivacaftor 150 mg q12h during a 4-week, open-label run-in period and were then randomized and dosed to receive TRIKAFTA or tezacaftor 100 mg qd/ivacaftor 150 mg q12h during a 4-week, double-blind treatment period.

Patients in Trials 1 and 2 had a confirmed diagnosis of CF and at least one *F508del* mutation. Patients discontinued any previous CFTR modulator therapies, but continued on their other standard-of-care CF therapies (e.g., bronchodilators, inhaled antibiotics, dornase alfa and hypertonic saline). Patients had a ppFEV₁ at screening between 40-90%. Patients with a history of colonization with organisms associated with a more rapid decline in pulmonary status, including but not limited to *Burkholderia cenocepacia*, *Burkholderia dolosa*, or *Mycobacterium abscessus*, or who had an abnormal liver function test at screening (ALT, AST, ALP, or GGT $\geq 3 \times$ ULN, or total bilirubin $\geq 2 \times$ ULN), were excluded from the trials. Patients in Trials 1 and 2 were eligible to roll over into an open-label extension study.

Trial 1

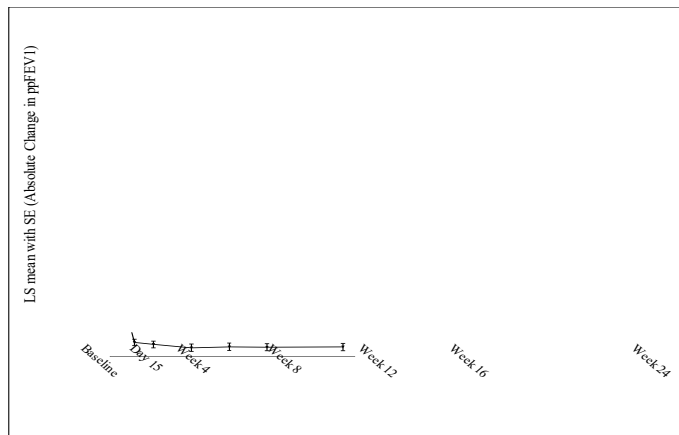
Trial 1 evaluated 403 patients (200 TRIKAFTA, 203 placebo) with CF aged 12 years and older (mean age 26.2 years). The mean ppFEV₁ at baseline was 61.4% (range: 32.3%, 97.1%). The primary endpoint assessed at the time of interim analysis was mean absolute change in ppFEV₁ from baseline at Week 4. The final analysis tested all key secondary endpoints in the 403 patients who completed the 24-week study participation, including absolute change in ppFEV₁ from baseline through Week 24; absolute change in sweat chloride from baseline at Week 4 and through Week 24; number of pulmonary exacerbations through Week 24; absolute change in BMI from baseline at Week 24, and absolute change in CFQ-R respiratory domain score (a measure of respiratory symptoms relevant to patients with CF, such as cough, sputum production and difficulty breathing) from baseline at Week 4 and through Week 24.

Of the 403 patients included in the interim analysis, the treatment difference between TRIKAFTA and placebo for the mean absolute change from baseline in ppFEV₁ at Week 4 was 13.8 percentage points (95% CI: 12.1, 15.4; $P < 0.0001$).

The treatment difference between TRIKAFTA and placebo for mean absolute change in ppFEV₁ from baseline through Week 24 was 14.3 percentage points (95% CI: 12.7, 15.8; $P < 0.0001$). Mean improvement in ppFEV₁ was observed at the first assessment on Day 15 and sustained through the 24-week treatment period (see Figure 1). Improvements in ppFEV₁ were observed regardless of age, baseline ppFEV₁, sex and geographic region. See Table 11 for a summary of primary and key secondary outcomes in Trial 1.

Table 11: Primary and Key Secondary Efficacy Analyses (Trial 1)		
Analysis	Statistic	Treatment Difference [†] for TRIKAFTA (N=200) vs Placebo (N=203)
Primary (Interim Full Analysis Set)[†]		
Absolute change in ppFEV ₁ from baseline at Week 4 (percentage points)	Treatment difference (95% CI) P value	13.8 (12.1, 15.4) P<0.0001
Key Secondary (Full Analysis Set)[‡]		
Absolute change in ppFEV ₁ from baseline through Week 24 (percentage points)	Treatment difference (95% CI) P value	14.3 (12.7, 15.8) P<0.0001
Number of pulmonary exacerbations from baseline through Week 24 ^{§¶}	Rate ratio (95% CI) P value	0.37 (0.25, 0.55) P<0.0001
Absolute change in sweat chloride from baseline through Week 24 (mmol/L)	Treatment difference (95% CI) P value	-41.8 (-44.4, -39.3) P<0.0001
Absolute change in CFQ-R respiratory domain score from baseline through Week 24 (points)	Treatment difference (95% CI) P value	20.2 (17.5, 23.0) P<0.0001
Absolute change in BMI from baseline at Week 24 (kg/m ²)	Treatment difference (95% CI) P value	1.04 (0.85, 1.23) P<0.0001
Absolute change in sweat chloride from baseline at Week 4 (mmol/L)	Treatment difference (95% CI) P value	-41.2 (-44.0, -38.5) P<0.0001
Absolute change in CFQ-R respiratory domain score from baseline at Week 4 (points)	Treatment difference (95% CI) P value	20.1 (16.9, 23.2) P<0.0001
ppFEV ₁ : percent predicted Forced Expiratory Volume in 1 second; CI: Confidence Interval; CFQ-R: Cystic Fibrosis Questionnaire-Revised; BMI: Body Mass Index. [*] Treatment difference provided as the outcome measure for changes in ppFEV ₁ , sweat chloride, CFQ-R and BMI; Rate ratio provided as the outcome measure for the number of pulmonary exacerbations. [†] Primary endpoint was based on interim analysis in 403 patients. [‡] Key secondary endpoints were tested at the final analysis in 403 patients. [§] A pulmonary exacerbation was defined as a change in antibiotic therapy (IV, inhaled, or oral) as a result of 4 or more of 12 pre-specified sino-pulmonary signs/symptoms. [¶] Number of pulmonary exacerbation events (event rate per year calculated based on 48 weeks per year) in the TRIKAFTA group were 41 (0.37) and 113 (0.98) in the placebo group.		

Figure 1: Absolute Change from Baseline in Percent Predicted FEV₁ at Each Visit in Trial 1



Trial 2

Trial 2 evaluated 107 patients with CF aged 12 years and older (mean age 28.4 years). The mean ppFEV₁ at baseline, following the 4-week, open-label run-in period with tezacaftor/ivacaftor was 60.9% (range: 35.0%, 89.0%). The primary endpoint was mean absolute change in ppFEV₁ from baseline at Week 4 of the double-blind treatment period. The key secondary efficacy endpoints were absolute change in sweat chloride and CFQ-R respiratory domain score from baseline at Week 4. Treatment with TRIKAFTA compared to tezacaftor/ivacaftor resulted in a statistically significant improvement in ppFEV₁ of 10.0 percentage points (95% CI: 7.4, 12.6; P<0.0001). Mean improvement in ppFEV₁ was observed at the first assessment on Day 15. Improvements in ppFEV₁ were observed regardless of age, sex, baseline ppFEV₁ and geographic region. See Table 12 for a summary of primary and key secondary outcomes.

Table 12: Primary and Key Secondary Efficacy Analyses, Full Analysis Set (Trial 2)		
Analysis*	Statistic	Treatment Difference for TRIKAFTA (N=55) vs Tezacaftor/Ivacaftor† (N=52)
Primary		
Absolute change in ppFEV ₁ from baseline at Week 4 (percentage points)	Treatment difference (95% CI) P value	10.0 (7.4, 12.6) P<0.0001
Key Secondary		
Absolute change in sweat chloride from baseline at Week 4 (mmol/L)	Treatment difference (95% CI) P value	-45.1 (-50.1, -40.1) P<0.0001
Absolute change in CFQ-R respiratory domain score from baseline at Week 4 (points)	Treatment difference (95% CI) P value	17.4 (11.8, 23.0) P<0.0001
ppFEV ₁ : percent predicted Forced Expiratory Volume in 1 second; CI: Confidence Interval; CFQ-R: Cystic Fibrosis Questionnaire-Revised. * Baseline for primary and key secondary endpoints is defined as the end of the 4-week tezacaftor/ivacaftor run-in period. † Regimen of tezacaftor 100 mg qd/ivacaftor 150 mg q12h.		

14.2 Clinical Studies in Patients with Cystic Fibrosis with at Least One Qualifying Non-*F508del* Mutation

The efficacy of TRIKAFTA in patients with cystic fibrosis (CF) without an *F508del* mutation was evaluated in Trial 5.

Trial 5 (NCT05274269) was a 24-week, randomized, placebo-controlled, double-blind, parallel-group trial in 307 patients aged 6 years and older with CF (mean age 33.5 years). The mean baseline ppFEV₁ was 67.7% (range: 34.0%, 108.7%). The trial included patients who had at least one qualifying non-*F508del* TRIKAFTA-responsive mutation and did not have an exclusionary mutation. Patients were randomized to TRIKAFTA or placebo. The dosage of TRIKAFTA was administered according to age and weight as follows:

- Patients aged 6 to less than 12 years, weighing less than 30 kg: total morning dose of elexacaftor 100 mg/ tezacaftor 50 mg/ ivacaftor 75 mg and evening dose of ivacaftor 75 mg
- Patients aged 6 to less than 12 years, weighing greater than or equal to 30 kg: total morning dose of elexacaftor 200 mg/ tezacaftor 100 mg/ ivacaftor 150 mg and evening dose of ivacaftor 150 mg
- Patients aged 12 years and older: total morning dose of elexacaftor 200 mg/ tezacaftor 100 mg/ ivacaftor 150 mg and evening dose of ivacaftor 150 mg

Patients discontinued any previous CFTR modulator therapies but continued on their other standard-of-care CF therapies (e.g., bronchodilators, inhaled antibiotics, dornase alfa and hypertonic saline). Patients had a ppFEV₁ between 40-100% at screening. The mean ppFEV₁ at baseline was 68% (range: 34%, 109%). Patients with a history of colonization with organisms associated with a more rapid decline in pulmonary status, including but not limited to *Burkholderia cenocepacia*, *Burkholderia dolosa*, or *Mycobacterium abscessus*, or who had an abnormal liver function test at screening (ALT, AST, ALP, or GGT $\geq 3 \times$ ULN, or total bilirubin $\geq 2 \times$ ULN), were excluded from the trials. Patients in Trial 5 were eligible to roll over into an open-label extension study.

In Trial 5, the primary efficacy endpoint was absolute change in ppFEV₁ from baseline through week 24. Secondary efficacy endpoints were absolute change in sweat chloride through week 24, absolute change in CFQ-R respiratory domain score through week 24, absolute change in growth parameters (BMI, weight) at week 24, and number of pulmonary exacerbation events through week 24. Table 13 provides a summary of the primary and secondary efficacy results.

Table 13: Primary and Secondary Efficacy Analyses, Full Analysis Set (Trial 5)		
Analysis	Statistic	Treatment Difference* for TRIKAFTA (N=205) vs Placebo (N=102)
Primary		
Absolute change in ppFEV ₁ from baseline through Week 24 (percentage points)	Treatment difference (95% CI) P value	9.2 (7.2, 11.3) P<0.0001
Secondary		
Absolute change in sweat chloride from baseline through Week 24 (mmol/L)	Treatment difference (95% CI) P value	-28.3 (-32.1, -24.5) P<0.0001
Absolute change in CFQ-R respiratory domain score from baseline through Week 24 (points)	Treatment difference (95% CI) P value	19.5 (15.5, 23.5) P<0.0001
Absolute change from baseline in BMI at Week 24 (kg/m ²)	Treatment difference (95% CI) P value	0.47 (0.24, 0.69) P<0.0001
Absolute change from baseline in weight at Week 24 (kg)	Treatment difference (95% CI) P value	1.3 (0.6, 1.9) P<0.0001
Number of pulmonary exacerbations through Week 24†	Rate ratio (95% CI) P value	0.28 (0.15, 0.51) P<0.0001
BMI: body mass index; CFQ-R: Cystic Fibrosis Questionnaire-Revised; CI: confidence interval; N: total sample size; P: probability; ppFEV ₁ : percent predicted forced expiratory volume in 1 second. * Treatment difference was provided as the outcome measure for changes in ppFEV ₁ , sweat chloride, CFQ-R RD and BMI; Rate ratio provided as the outcome measure for the number of pulmonary exacerbations. † Number of pulmonary exacerbation events (event rate per year calculated based on 48 weeks per year) in the TRIKAFTA group were 21 (0.17) and in the placebo group were 40 (0.63).		

16 HOW SUPPLIED/STORAGE AND HANDLING

TRIKAFTA tablets are co-packaged blister pack sealed into a printed wallet, containing elexacaftor, tezacaftor and ivacaftor fixed-dose combination tablets and ivacaftor tablets. Four such wallets are placed in a printed outer carton. TRIKAFTA tablets are supplied as follows:

Strengths	Tablet Description	Package Configuration	NDC
elexacaftor 50 mg, tezacaftor 25 mg, and ivacaftor 37.5 mg tablets	light orange, oblong-shaped, debossed with “T50” on one side and plain on the other	84-count carton containing 4 wallets, each wallet containing 14 tablets of elexacaftor, tezacaftor and ivacaftor, and 7 tablets of ivacaftor	NDC 51167-106-02
Ivacaftor 75 mg	light blue, film coated, oblong-shaped, printed with the characters “V 75” in black ink on one side and plain on the other		
elexacaftor 100 mg, tezacaftor 50 mg, and ivacaftor 75 mg	orange, oblong-shaped, debossed with “T100” on one side and plain on the other	84-count carton containing 4 wallets, each wallet containing 14 tablets of elexacaftor, tezacaftor and ivacaftor, and 7 tablets of ivacaftor	NDC 51167-331-01
Ivacaftor 150 mg	light blue, film-coated, oblong-shaped, printed with the characters “V 150” in black ink on one side and plain on the other		

TRIKAFTA oral granules are supplied in morning and evening unit-dose packets. The morning dose packets contain a fixed-dose combination of elexacaftor, tezacaftor, and ivacaftor oral granules. The evening dose packets contain ivacaftor oral granules. The packets are placed into a printed wallet. Four such wallets are placed in a printed outer carton. TRIKAFTA granules are supplied as follows:

Strengths	Granule Description	Package Configuration	NDC
Elexacaftor 80 mg, tezacaftor 40 mg, and ivacaftor 60 mg	white to off-white, sweetened, unflavored granules approximately 2 mm in diameter enclosed in white and blue unit-dose packets	56-count carton containing 4 wallets, each wallet containing 7 white and blue packets of elexacaftor, tezacaftor and ivacaftor, and 7 white and green packets of ivacaftor	NDC 51167-445-01
Ivacaftor 59.5 mg	white to off-white, sweetened, unflavored granules approximately 2 mm in diameter enclosed in white and green unit-dose packets		
Elexacaftor 100 mg, tezacaftor 50 mg, and ivacaftor 75 mg	white to off-white, sweetened, unflavored granules approximately 2 mm in diameter enclosed in white and orange unit-dose packets	56-count carton containing 4 wallets, each wallet containing 7 white and orange packets of elexacaftor, tezacaftor and ivacaftor, and 7 white and pink packets of ivacaftor	NDC 51167-446-01
Ivacaftor 75 mg	white to off-white, sweetened, unflavored granules approximately 2 mm in diameter enclosed in white and pink unit-dose packets		

Store at 20 °C – 25 °C (68 °F – 77 °F); excursions permitted to 15 °C – 30 °C (59 °F – 86 °F) [see USP Controlled Room Temperature].

17 PATIENT COUNSELING INFORMATION

Advise the patient to read the FDA-approved patient labeling (Medication Guide).

Drug-Induced Liver Injury and Liver Failure

Inform patients that TRIKAFTA is associated with a serious risk for drug-induced liver injury and that liver injury resulting in liver failure leading to liver transplantation or death have occurred, including in patients without a history of liver disease.

Advise all patients that liver function tests (ALT, AST, alkaline phosphatase, and bilirubin) should be assessed prior to initiating TRIKAFTA and then assessed every month during the first 6 months of treatment, then every 3 months for the next 12 months, then at least annually thereafter. Inform patients with a history of liver disease or liver function test elevations at baseline that more frequent monitoring may be necessary. Instruct patients to interrupt treatment with TRIKAFTA if symptoms of liver injury occur (e.g., jaundice, right upper quadrant pain, nausea, vomiting, altered mental status, ascites) and to notify their healthcare provider immediately. [see *Dosage and Administration* (2.1), and *Warnings and Precautions* (5.1)].

Drug Interactions with CYP3A Inducers and Inhibitors

Ask patients to tell you all the medications they are taking including any herbal supplements or vitamins. Inform patients that concomitant use of TRIKAFTA with strong CYP3A inducers (e.g., rifampin, St. John’s wort) is not recommended, as they may reduce the efficacy of TRIKAFTA. Dose reduction to two elexacaftor/tezacaftor/ivacaftor tablets or one elexacaftor/tezacaftor/ivacaftor oral granules packet twice a week, taken approximately 3 to 4 days apart is recommended when used concomitantly with strong CYP3A inhibitors, such as ketoconazole. Advise the patient not to take the evening dose of ivacaftor. Dose reduction to two elexacaftor/tezacaftor/ivacaftor tablets or one elexacaftor/tezacaftor/ivacaftor oral granules packet and one ivacaftor tablet or ivacaftor oral granules packet, taken on alternate days, is recommended when used concomitantly with moderate CYP3A inhibitors, such as fluconazole. Advise the patient not to take the evening dose of ivacaftor. Food or drink containing grapefruit should be avoided [see *Dosage and Administration* (2.4), *Warnings and Precautions* (5), *Drug Interactions* (7.1) and *Clinical Pharmacology* (12.3)].

Hypersensitivity Reactions, Including Anaphylaxis

Hypersensitivity reactions including angioedema and anaphylaxis are possible with use of TRIKAFTA. Inform patients of the early signs of hypersensitivity reactions including rash, hives, itching, facial swelling, tightness of the chest and wheezing. Advise patients to discontinue use of TRIKAFTA immediately and contact their physician or go to the emergency department if these symptoms occur [see *Warnings and Precautions* (5.2)].

Intracranial Hypertension

Inform patients that intracranial hypertension has occurred with the use of TRIKAFTA. Instruct patients to notify their healthcare provider right away if they experience signs and symptoms of intracranial hypertension, including headache, blurred vision, diplopia, and vision loss [see *Warnings and Precautions (5.3)*].

Neuropsychiatric Events, Including Suicidal Thoughts and Behaviors

Inform patients that neuropsychiatric symptoms, including anxiety, depression, suicidal thoughts and behaviors, and sleep disturbances (e.g., insomnia), have been reported with the use of TRIKAFTA or drugs containing the same or similar active ingredients as TRIKAFTA. The symptoms have been observed in patients with and without a history of similar symptoms and may occur within three months of TRIKAFTA initiation. Instruct patients to contact their healthcare provider immediately if changes in behavior or thinking that are not typical for the patient occur, or if the patient develops suicidal ideation or behavior [see *Warnings and Precautions (5.4)*].

Cataracts

Inform patients that abnormality of the eye lens (cataract) has been noted in some children and adolescents receiving ivacaftor-containing regimens. Baseline and follow-up ophthalmological examinations should be performed in pediatric patients initiating treatment with TRIKAFTA [see *Warnings and Precautions (5.7)* and *Use in Specific Populations (8.4)*].

Administration

Inform patients that TRIKAFTA is best absorbed by the body when taken with food that contains fat. A typical CF diet will satisfy this requirement. Examples include eggs, butter, peanut butter, whole-milk dairy products (such as whole milk, cheese and yogurt), etc. [see *Dosage and Administration (2.2)* and *Clinical Pharmacology (12.3)*].

Patients should be informed about what to do in the event they miss a dose [see *Dosage and Administration (2.5)*] of TRIKAFTA:

- If 6 hours or less have passed since the missed morning or evening dose is usually taken, patients should be instructed to take the prescribed dose with fat-containing food as soon as possible.
- If more than 6 hours have passed since:
 - the time the morning dose is usually taken, patients should be instructed to take the morning dose as soon as possible, and not take the evening dose. Patients should take the next scheduled morning dose at the usual time.
 - the time the evening dose is usually taken, patients should be instructed to not take the missed evening dose. Patients should take the next scheduled morning dose at the usual time.
- Patients should be instructed to not take the morning and evening doses at the same time.
- Patients should be advised to contact their health care provider if they have questions.



Manufactured for
Vertex Pharmaceuticals Incorporated
50 Northern Avenue
Boston, MA 02210

TRIKAFTA, VERTEX and Vertex triangle logo are registered trademarks of Vertex Pharmaceuticals Incorporated.

All other trademarks referenced herein are the property of their respective owners.

©2026 Vertex Pharmaceuticals Incorporated

All Rights Reserved

MEDICATION GUIDE

TRIKAFTA® (tri-KAF-tuh)

(elexacaftor, tezacaftor, and ivacaftor tablets; ivacaftor tablets), co packaged for oral use
(elexacaftor, tezacaftor, and ivacaftor oral granules; ivacaftor oral granules), co-packaged

What is the most important information I should know about TRIKAFTA?

TRIKAFTA can cause serious liver damage and liver failure. Liver failure leading to transplantation and death have been seen in some people with or without a history of liver problems taking TRIKAFTA.

Your healthcare provider will do blood tests to check your liver:

- before you start TRIKAFTA
- then every month during your first 6 months of taking TRIKAFTA
- then every 3 months during the next 12 months of taking TRIKAFTA
- then at least every year while you are taking TRIKAFTA

Your healthcare provider may do blood tests to check the liver more often if you have had high liver enzymes in your blood in the past or are experiencing signs or symptoms of liver injury.

Stop taking TRIKAFTA and call your healthcare provider right away if you have any of the following symptoms of liver problems:

- pain, swelling, or discomfort in the upper right stomach (abdominal) area
- nausea or vomiting
- yellowing of your skin or the white part of your eyes
- dark, amber-colored urine
- mental changes
- loss of appetite
- have fluid in your stomach area (ascites)

What is TRIKAFTA?

- TRIKAFTA is a prescription medicine used for the treatment of cystic fibrosis (CF) in people aged 2 years and older who have at least one copy of the F508del mutation in the cystic fibrosis transmembrane conductance regulator (CFTR) gene or another mutation that is responsive to treatment with TRIKAFTA.
- Talk to your healthcare provider to learn if you have an indicated CF gene mutation.

It is not known if TRIKAFTA is safe and effective in children under 2 years of age.

What should I tell my healthcare provider before taking TRIKAFTA?

Before taking TRIKAFTA, tell your healthcare provider about all of your medical conditions, including if you:

- have or have had liver problems.
- are allergic to TRIKAFTA or any ingredients in TRIKAFTA. See the end of this medication guide for a complete list of ingredients in TRIKAFTA.
- have kidney problems.
- have or have had mental health problems.
- are pregnant or plan to become pregnant. It is not known if TRIKAFTA will harm your unborn baby. You and your healthcare provider should decide if you will take TRIKAFTA while you are pregnant.
- are breastfeeding or planning to breastfeed. It is not known if TRIKAFTA passes into your breast milk. You and your healthcare provider should decide if you will take TRIKAFTA while you are breastfeeding.

Tell your healthcare provider about all the medicines you take, including prescription and over-the-counter medicines, vitamins, and herbal supplements.

TRIKAFTA may affect the way other medicines work and other medicines may affect how TRIKAFTA works.

The dose of TRIKAFTA may need to be adjusted when taken with certain medicines. Ask your healthcare provider or pharmacist for a list of these medicines if you are not sure.

Especially tell your healthcare provider if you take:

- antibiotics such as rifampin (RIFAMATE[®], RIFATER[®]) or rifabutin (MYCOBUTIN[®])
- seizure medicines such as phenobarbital, carbamazepine (TEGRETOL[®], CARBATROL[®], EQUETRO[®]), or phenytoin (DILANTIN[®], PHENYTEK[®])
- St. John's wort
- antifungal medicines including ketoconazole, itraconazole (such as SPORANOX[®]), posaconazole (such as NOXAFIL[®]), voriconazole (such as VFEND[®]), or fluconazole (such as DIFLUCAN[®]).
- antibiotics including telithromycin, clarithromycin (such as BIAXIN[®]), or erythromycin (such as ERY-TAB[®]).

Know the medicines you take. Keep a list of them to show your healthcare provider and pharmacist when you get a new medicine.

How should I take TRIKAFTA?

- Take TRIKAFTA exactly as your healthcare provider tells you to take it.
- Take TRIKAFTA by mouth only.
- TRIKAFTA consists of 2 different doses (a morning dose and an evening dose taken about **12** hours apart). Each dose has different ingredients.
- **Always take TRIKAFTA oral granules or tablets with food that contains fat.** Examples of fat-containing foods include butter, oil, eggs, peanut butter, nuts, meat, and whole-milk dairy products such as whole milk, cheese, and yogurt.
- TRIKAFTA oral granules (age 2 to less than 6 years weighing less than 31 pounds (14 kg)):
 - The white and blue packets each contain the medicines elexacaftor, tezacaftor, and ivacaftor. Take one morning dose packet in the morning.
 - The white and green color packets each contain the medicine ivacaftor. Take one evening dose packet in the evening.
- TRIKAFTA oral granules (age 2 to less than 6 years weighing 31 pounds (14 kg) or more):
 - The white and orange packets each contain the medicines elexacaftor, tezacaftor, and ivacaftor. Take one morning dose packet in the morning.
 - The white and pink color packets each contain the medicine ivacaftor. Take one evening dose packet in the evening.
- To prepare TRIKAFTA oral granules:
 - Hold the packet with the cut line on top.
 - Shake the packet gently to settle the TRIKAFTA oral granules.
 - Tear or cut the packet open along the cut line.
 - Carefully pour all the TRIKAFTA oral granules in the packet into 1 teaspoon (5 mL) of soft food or liquid in a small container (like an empty bowl). The food or liquid should be at or below room temperature. Some examples of soft foods or liquids include pureed fruits or vegetables, yogurt, applesauce, water, milk, or juice.
 - Mix the TRIKAFTA granules with food or liquid.
 - After mixing, give TRIKAFTA within 1 hour. Make sure all the medicine is taken.
- TRIKAFTA tablets (age 6 to less than 12 years weighing less than 66 pounds (30 kg)):
 - The light orange tablet is marked with 'T50' and each tablet contains the medicines elexacaftor, tezacaftor and ivacaftor. Take 2 light orange tablets in the morning.
 - The light blue tablet is marked with 'V 75' and contains the medicine ivacaftor. Take 1 light blue tablet in the evening.
- TRIKAFTA tablets (age 6 to less than 12 years weighing 66 pounds (30 kg) or more, and age 12 years and older):

- The orange tablet is marked with 'T100' and each tablet contains the medicines elexacaftor, tezacaftor and ivacaftor. Take 2 orange tablets in the morning.
- The light blue tablet is marked with 'V 150' and contains the medicine ivacaftor. Take 1 light blue tablet in the evening.
- Take TRIKAFTA tablets whole.
- If you miss a dose of TRIKAFTA and:
 - it is **6 hours or less** from the time you usually take the morning dose or the evening dose, **take the missed dose** with food that contains fat as soon as you can. Then take your next dose at your usual time.
 - it is **more than 6 hours** from the time you usually take the morning dose, **take the missed dose** with food that contains fat as soon as you can. **Do not take the evening dose.**
 - it is **more than 6 hours** from the time you usually take the evening dose, **do not take the missed dose.** Take your next morning dose at the usual time with food that contains fat.
 - **Do not** take more than your usual dose of TRIKAFTA to make up for a missed dose.
 - **Do not** take the morning and evening doses at the same time.
- If you have liver problems, your healthcare provider may tell you to take TRIKAFTA differently.

If you are not sure about your dosing, call your healthcare provider.

What should I avoid while taking TRIKAFTA?

Avoid food or drink that contains grapefruit while you are taking TRIKAFTA.

What are the possible or reasonably likely side effects of TRIKAFTA?

TRIKAFTA can cause serious side effects, including:

- **See "What is the most important information I should know about TRIKAFTA?"**
- **Serious Allergic Reactions** can happen to people who are treated with TRIKAFTA. Call your healthcare provider or go to the emergency room right away if you have any symptoms of an allergic reaction. Symptoms of an allergic reaction may include:
 - rash or hives
 - tightness of the chest or throat or difficulty breathing
 - swelling of the face, lips and/or tongue, difficulty swallowing
 - light-headedness or dizziness
- **Increased pressure around the brain (intracranial hypertension)** has happened in people treated with TRIKAFTA. If you experience an unusual headache, blurred vision, double vision, or vision loss, call your healthcare provider right away.
- **Serious mental health problems** such as anxiety, depression, suicidal thoughts and behaviors, and trouble sleeping have happened in people treated with TRIKAFTA or medicines containing the same or similar ingredients as TRIKAFTA. If you experience new or worsening mental health problems, call your healthcare provider right away.
- **Abnormality of the eye lens (cataract)** has happened in some children and adolescents treated with TRIKAFTA. If you are a child or adolescent, your healthcare provider should perform eye examinations before and during treatment with TRIKAFTA to look for cataracts.

The most common side effects of TRIKAFTA include:

- | | |
|---|--|
| ○ headache | ○ increase in liver enzymes |
| ○ upper respiratory tract infection (common cold) including stuffy and runny nose | ○ increase in a certain blood enzyme called creatine phosphokinase |
| ○ stomach (abdominal) pain | ○ flu (influenza) |
| ○ diarrhea | ○ inflamed sinuses |
| ○ rash | ○ increase in blood bilirubin |

- constipation

Tell your healthcare provider if you have any side effect that bothers you or that does not go away.

These are not all the possible side effects of TRIKAFTA. For more information, ask your healthcare provider or pharmacist.

Call your doctor for medical advice about side effects. You may report side effects to FDA at 1-800-FDA-1088.

How should I store TRIKAFTA?

- Store TRIKAFTA at room temperature between 68°F to 77°F (20°C to 25°C).

Keep TRIKAFTA and all medicines out of the reach of children.

General information about the safe and effective use of TRIKAFTA.

Medicines are sometimes prescribed for purposes other than those listed in a Medication Guide. Do not use TRIKAFTA for a condition for which it was not prescribed. Do not give TRIKAFTA to other people, even if they have the same symptoms that you have. It may harm them.

You can ask your pharmacist or healthcare provider for information about TRIKAFTA that is written for health professionals.

What are the ingredients in TRIKAFTA?

Elexacaftor/tezacaftor/ivacaftor tablets:

Active ingredients: elexacaftor, tezacaftor and ivacaftor.

Inactive ingredients: croscarmellose sodium, hypromellose, hypromellose acetate succinate, magnesium stearate, microcrystalline cellulose, sodium lauryl sulfate. The tablet film coat contains hydroxypropyl cellulose, hypromellose, iron oxide red, iron oxide yellow, talc, and titanium dioxide.

Ivacaftor tablets:

Active ingredients: ivacaftor.

Inactive ingredients: colloidal silicon dioxide, croscarmellose sodium, hypromellose acetate succinate, lactose monohydrate, magnesium stearate, microcrystalline cellulose, and sodium lauryl sulfate.

The tablet film coat contains carnauba wax, FD&C Blue #2, PEG 3350, polyvinyl alcohol, talc, and titanium oxide.

The printing ink contains ammonium hydroxide, iron oxide black, propylene glycol, and shellac.

Elexacaftor/tezacaftor/ivacaftor oral granules:

Active ingredients: elexacaftor, tezacaftor, and ivacaftor.

Inactive ingredients: colloidal silicon dioxide, croscarmellose sodium, hypromellose, hypromellose acetate succinate, lactose monohydrate, magnesium stearate, mannitol, sodium lauryl sulfate, and sucralose.

Ivacaftor oral granules:

Active ingredients: ivacaftor.

Inactive ingredients: colloidal silicon dioxide, croscarmellose sodium, hypromellose acetate succinate, lactose monohydrate, magnesium stearate, mannitol, sodium lauryl sulfate, and sucralose.



Manufactured for: Vertex Pharmaceuticals Incorporated; 50 Northern Avenue, Boston, MA 02210
TRIKAFTA, VERTEX and associated logos are registered trademarks of Vertex Pharmaceuticals Incorporated.
All other trademarks referenced herein are the property of their respective owners.
©2026 Vertex Pharmaceuticals Incorporated
For more information, go to www.trikafta.com or call 1-877-752-5933.

This Medication Guide has been approved by the U.S. Food and Drug Administration.

Revised: 03/2026