

CENTER FOR DRUG EVALUATION AND RESEARCH

APPROVAL PACKAGE FOR:

APPLICATION NUMBER

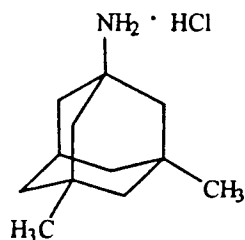
21-487

Approved Labeling

R, Only

DESCRIPTION

NAMENDA™ (memantine hydrochloride) is an orally active NMDA receptor antagonist. The chemical name for memantine hydrochloride is 1-amino-3,5-dimethyladamantane hydrochloride with the following structural formula:



The molecular formula is C₁₂H₂₁N•HCl and the molecular weight is 215.76. Memantine HCl occurs as a fine white to off-white powder and is soluble in water. NAMENDA is available for oral administration as capsule-shaped, film-coated tablets containing 5 mg and 10 mg of memantine hydrochloride. The tablets also contain the following inactive ingredients: microcrystalline cellulose, lactose monohydrate, colloidal silicon dioxide, talc and magnesium stearate. In addition the following inactive ingredients are also present as components of the film coat: hypromellose, triacetin, titanium dioxide, FD & C yellow #6 and FD & C blue #2 (5 mg tablets), iron oxide black (10 mg tablets).

CLINICAL PHARMACOLOGY

Mechanism of Action and Pharmacodynamics

Persistent activation of central nervous system N-methyl-D-aspartate (NMDA) receptors by the excitatory amino acid glutamate has been hypothesized to contribute to the symptomatology of Alzheimer's disease. Memantine is postulated to exert its therapeutic effect through its action as a low to moderate affinity uncompetitive (open-channel) NMDA receptor antagonist which binds preferentially to the NMDA receptor-operated cation channels. There is no evidence that memantine prevents or slows neurodegeneration in patients with Alzheimer's Disease.

Memantine showed low to negligible affinity for GABA, benzodiazepine, dopamine, adrenergic, histamine and glycine receptors and for voltage-dependent Ca²⁺, Na⁺ or K⁺ channels. Memantine also showed antagonistic effects at the 5HT₃ receptor with a potency similar to that for the NMDA receptor and blocked nicotinic acetylcholine receptors with one-sixth to one-tenth the potency.

In vitro studies have shown that memantine does not affect the reversible inhibition of acetylcholinesterase by donepezil, galantamine, or tacrine.

Pharmacokinetics

Memantine is well absorbed after oral administration and has linear pharmacokinetics over the therapeutic dose range. It is excreted predominantly in the urine, unchanged, and has a terminal elimination half-life of about 60-80 hours.

Absorption and Distribution

Following oral administration memantine is highly absorbed with peak concentrations reached in about 3-7 hours. Food has no effect on the absorption of memantine. The mean volume of distribution of memantine is 9-11 L/kg and the plasma protein binding is low (45%).

Metabolism and Elimination

Memantine undergoes little metabolism, with the majority (57-82%) of an administered dose excreted unchanged in urine; the remainder is converted primarily to three polar metabolites: the N-gludantan conjugate, 6-hydroxy memantine, and 1-nitroso-deaminated memantine. These metabolites possess minimal NMDA receptor antagonist activity. The hepatic microsomal CYP450 enzyme system does not play a significant role in the metabolism of memantine. Memantine has a terminal elimination half-life of about 60-80 hours. Renal clearance involves active tubular secretion moderated by pH dependent tubular reabsorption.

Special Populations

Renal Impairment: Adequate information on the effect of renal impairment on the pharmacokinetics of memantine is not available. As the major route of elimination is renal, however, it is very likely that subjects with moderate and severe renal impairment will have significantly higher exposure than normal subjects.

Elderly: The pharmacokinetics of *NAMENDA™* in young and elderly subjects are similar.

Gender: Following multiple dose administration of *NAMENDA™* 20 mg b.i.d, females had about 45 % higher exposure than males, but there was no difference in exposure when body weight was taken into account..

Drug-Drug Interactions

Substrates of Microsomal Enzymes: In-vitro studies have shown that memantine produces minimal inhibition of CYP450 enzymes CYP1A2, CYP2A6, CYP2C9, CYP2D6, CYP2E1, and CYP3A4. These data indicate that no pharmacokinetic interactions with drugs metabolized by these enzymes are expected.

Inhibitors of Microsomal Enzymes: Since memantine undergoes minimal metabolism, with the majority of the dose excreted unchanged in urine, an interaction between memantine and drugs that are inhibitors of CYP 450 enzymes is unlikely. Co-administration of *NAMENDA™* with the AChE inhibitor donepezil HCl does not affect the pharmacokinetics of either compound.

Drugs Eliminated via Renal Mechanisms: Memantine is eliminated in part by tubular secretion. *In-vivo* studies have shown that multiple doses of the diuretic hydrochlorothiazide/triamterene (HCTZ/TA) did not affect the AUC of memantine at steady state. Memantine did not affect the bioavailability of TA, and decreased AUC and C_{max} of HCTZ by about 20%.

Drugs that make the urine alkaline: The clearance of memantine was reduced by about 80% under alkaline urine conditions at pH 8. Therefore, alterations of urine pH towards the alkaline state may lead to an accumulation of the drug with a possible increase in adverse effects. Drugs that alkalinize the urine (e.g. carbonic anhydrase inhibitors, sodium bicarbonate) would be expected to reduce renal elimination of memantine.

Drugs highly bound to plasma proteins: Because the plasma protein binding of memantine is low (45%), an interaction with drugs that are highly bound to plasma proteins, such as warfarin and digoxin, is unlikely.

CLINICAL TRIALS

The effectiveness of NAMENDA (memantine hydrochloride) as a treatment for patients with moderate to severe Alzheimer's disease was demonstrated in 2 randomized, double-blind, placebo-controlled clinical studies (Studies 1 and 2) conducted in the United States that assessed both cognitive function and day to day function. The mean age of patients participating in these two trials was 76 with a range of 50-93 years. Approximately 66% of patients were female and 91% of patients were Caucasian.

A third study (Study 3), carried out in Latvia, enrolled patients with severe dementia, but did not assess cognitive function as a planned endpoint.

Study Outcome Measures: In each U.S. study, the effectiveness of NAMENDA was determined using both an instrument designed to evaluate overall function through caregiver-related assessment, and an instrument that measures cognition. Both studies showed that patients on NAMENDA experienced significant improvement on both measures compared to placebo.

Day-to-day function was assessed in both studies using the modified Alzheimer's Disease Cooperative Study – Activities of Daily Living inventory (ADCS-ADL). The ADCS-ADL consists of a comprehensive battery of ADL questions used to measure the functional capabilities of patients. Each ADL item is rated from the highest level of independent performance to complete loss. The investigator performs the inventory by interviewing a caregiver familiar with the behavior of the patient. A subset of 19 items, including ratings of the patients' ability to eat, dress, bathe, telephone, travel, shop, and perform other household chores has been validated for the assessment of patients with moderate to severe dementia. This is the modified ADCS-ADL, which has a scoring range of 0 to 54, with the lower scores indicating greater functional impairment.

The ability of NAMENDA to improve cognitive performance was assessed in both studies with the Severe Impairment Battery (SIB), a multi-item instrument that has been

validated for the evaluation of cognitive function in patients with moderate to severe dementia. The SIB examines selected aspects of cognitive performance, including elements of attention, orientation, language, memory, visuospatial ability, construction, praxis, and social interaction. The SIB scoring range is from 0 to 100, with lower scores indicating greater cognitive impairment.

Study 1 (Twenty-Eight-Week Study)

In a study of 28 weeks duration, 252 patients with moderate to severe probable Alzheimer's disease (diagnosed by DSM-IV and NINCDS-ADRDA criteria, with Mini-Mental State Examination scores ≥ 3 and ≤ 14 and Global Deterioration Scale Stages 5-6) were randomized to NAMENDA or placebo. For patients randomized to NAMENDA, treatment was initiated at 5 mg once daily and increased weekly by 5 mg/day in divided doses to a dose of 20 mg/day (10 mg twice a day).

Effects on the ADCS-ADL:

Figure 1 shows the time course for the change from baseline in the ADCS-ADL score for patients in the two treatment groups completing the 28 weeks of the study. At 28 weeks of treatment, the mean difference in the ADCS-ADL change scores for the NAMENDA-treated patients compared to the patients on placebo was 3.4 units. Using an analysis based on all patients and carrying their last study observation forward (LOCF analysis), NAMENDA treatment was statistically significantly superior to placebo.

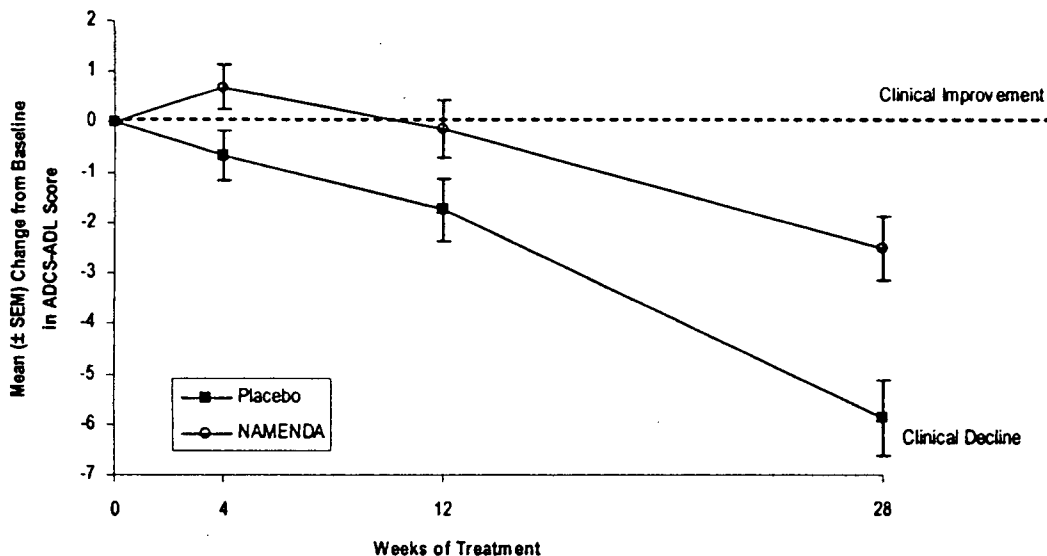


Figure 1: Time course of the change from baseline in ADCS-ADL score for patients completing 28 weeks of treatment.

Figure 2 shows the cumulative percentages of patients from each of the treatment groups who had attained at least the change in the ADCS-ADL shown on the X axis. The curves show that both patients assigned to NAMENDA and placebo have a wide range of responses and generally show deterioration (a negative change in ADCS-ADL compared to baseline), but that the NAMENDA group is more likely to show a smaller

decline or an improvement. (In a cumulative distribution display, a curve for an effective treatment would be shifted to the left of the curve for placebo, while an ineffective or deleterious treatment would be superimposed upon or shifted to the right of the curve for placebo.)

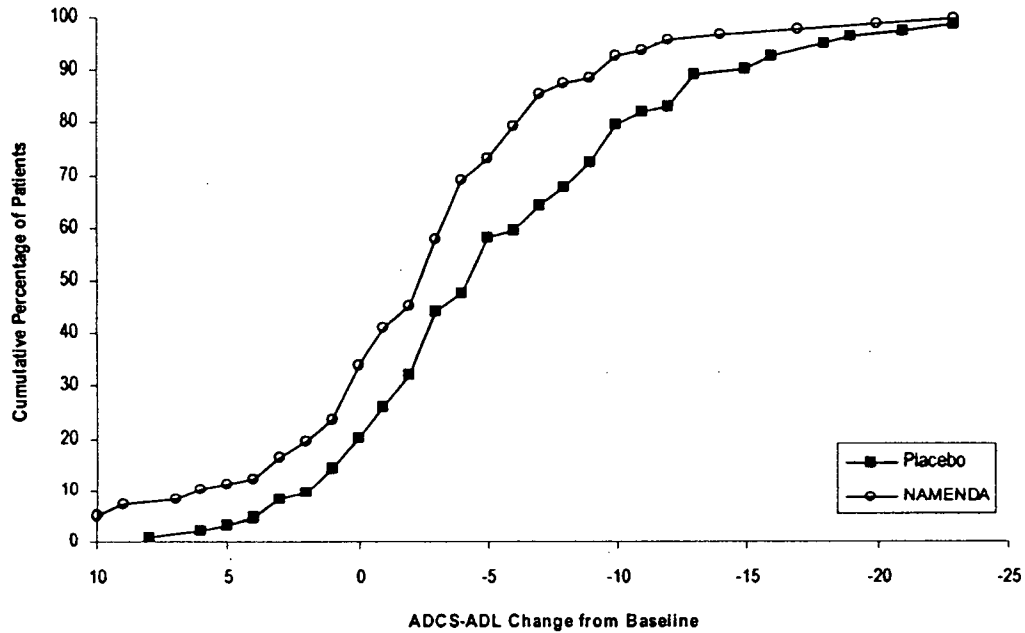


Figure 2: Cumulative percentage of patients completing 28 weeks of double-blind treatment with specified changes from baseline in ADCS-ADL scores.

Effects on the SIB:

Figure 3 shows the time course for the change from baseline in SIB score for the two treatment groups over the 28 weeks of the study. At 28 weeks of treatment, the mean difference in the SIB change scores for the NAMENDA™-treated patients compared to the patients on placebo was 5.7 units. Using an LOCF analysis, NAMENDA treatment was statistically significantly superior to placebo.

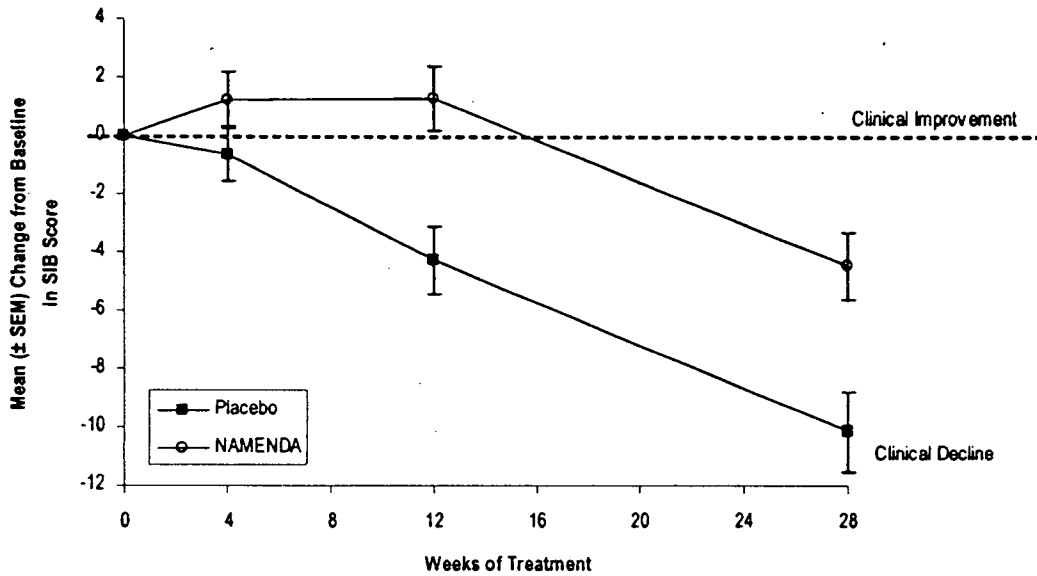


Figure 3: Time course of the change from baseline in SIB score for patients completing 28 weeks of treatment.

Figure 4 shows the cumulative percentages of patients from each treatment group who had attained at least the measure of change in SIB score shown on the X axis.

The curves show that both patients assigned to NAMENDA™ and placebo have a wide range of responses and generally show deterioration, but that the NAMENDA group is more likely to show a smaller decline or an improvement.

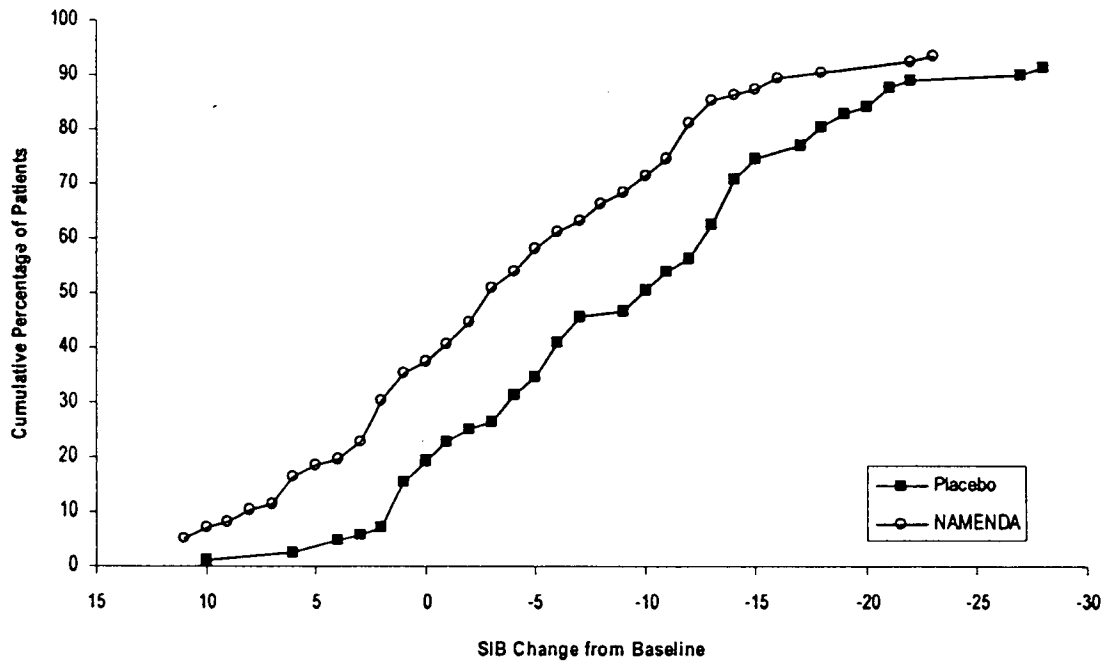


Figure 4: Cumulative percentage of patients completing 28 weeks of double-blind treatment with specified changes from baseline in SIB scores.

Study 2 (Twenty-Four-Week Study)

In a study of 24 weeks duration, 404 patients with moderate to severe probable Alzheimer's disease (diagnosed by NINCDS-ADRDA criteria, with Mini-Mental State Examination scores ≥ 5 and ≤ 14) who had been treated with donepezil for at least 6 months and who had been on a stable dose of donepezil for the last 3 months were randomized to NAMENDA™ or placebo while still receiving donepezil. For patients randomized to NAMENDA, treatment was initiated at 5 mg once daily and increased weekly by 5 mg/day in divided doses to a dose of 20 mg/day (10 mg twice a day).

Effects on the ADCS-ADL:

Figure 5 shows the time course for the change from baseline in the ADCS-ADL score for the two treatment groups over the 24 weeks of the study. At 24 weeks of treatment, the mean difference in the ADCS-ADL change scores for the NAMENDA/donepezil treated patients (combination therapy) compared to the patients on placebo/donepezil (monotherapy) was 1.6 units. Using an LOCF analysis, NAMENDA/donepezil treatment was statistically significantly superior to placebo/donepezil.

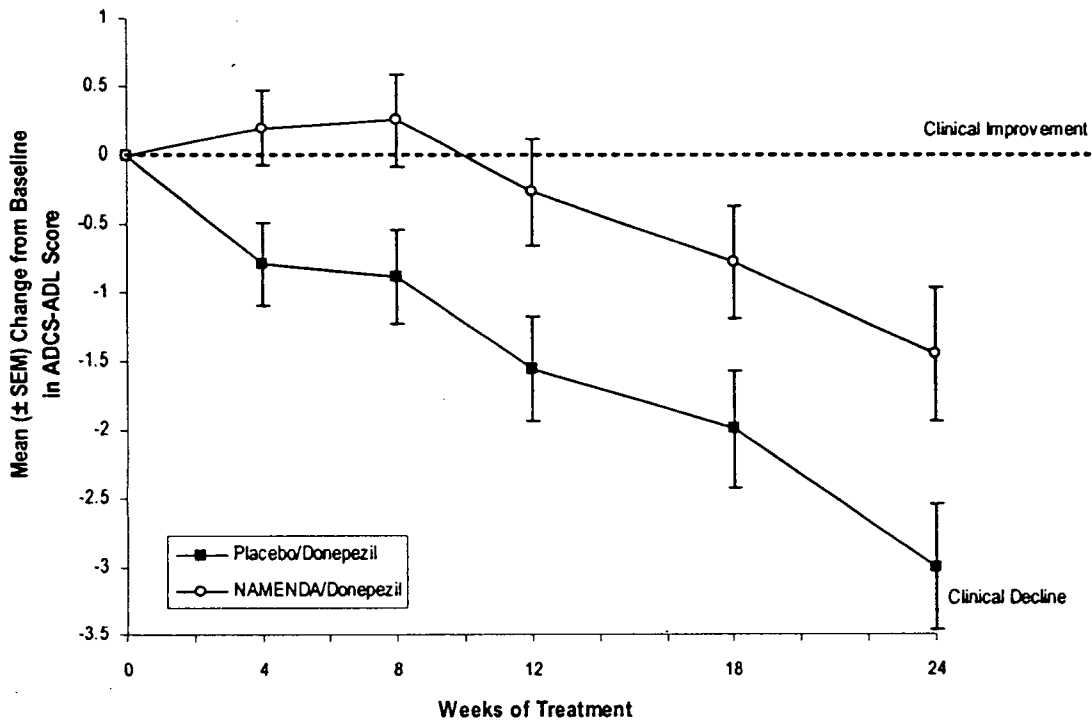


Figure 5: Time course of the change from baseline in ADCS-ADL score for patients completing 24 weeks of treatment.

Figure 6 shows the cumulative percentages of patients from each of the treatment groups who had attained at least the measure of improvement in the ADCS-ADL shown on the X axis.

The curves show that both patients assigned to NAMENDA/donepezil and placebo/donepezil have a wide range of responses and generally show deterioration, but that the NAMENDA/donepezil group is more likely to show a smaller decline or an improvement

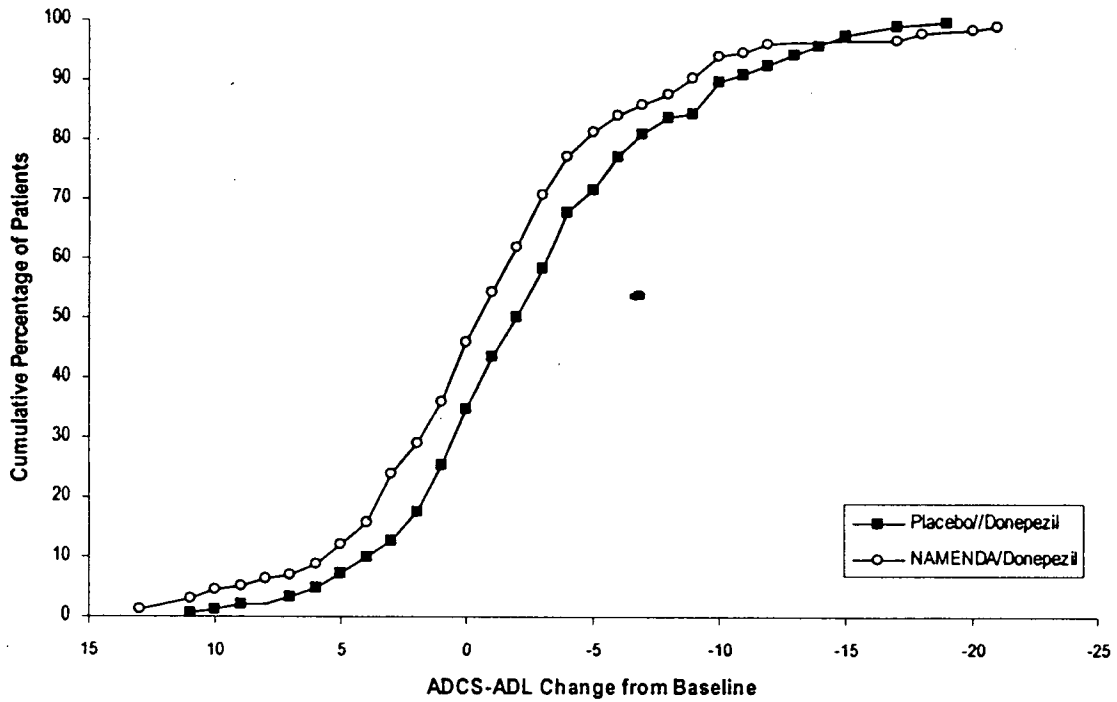


Figure 6: Cumulative percentage of patients completing 24 weeks of double-blind treatment with specified changes from baseline in ADCS-ADL scores.

Effects on the SIB:

Figure 7 shows the time course for the change from baseline in SIB score for the two treatment groups over the 24 weeks of the study. At 24 weeks of treatment, the mean difference in the SIB change scores for the NAMENDA™/donepezil treated patients compared to the patients on placebo/donepezil was 3.3 units. Using an LOCF analysis, NAMENDA/donepezil treatment was statistically significantly superior to placebo/donepezil.

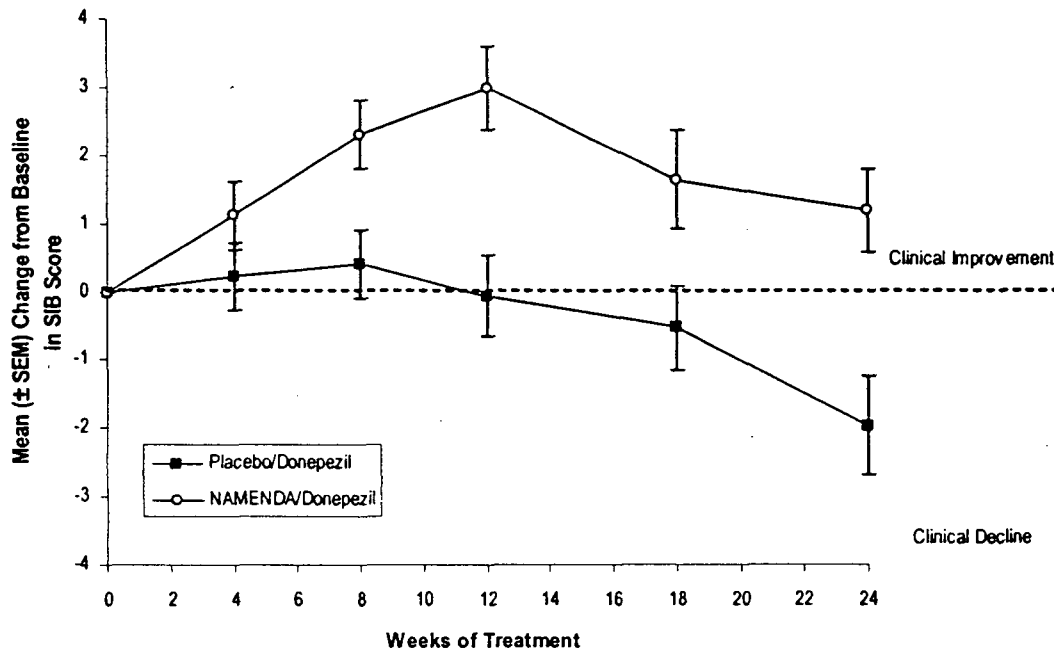


Figure 7: Time course of the change from baseline in SIB score for patients completing 24 weeks of treatment.

Figure 8 shows the cumulative percentages of patients from each treatment group who had attained at least the measure of improvement in SIB score shown on the X axis.

The curves show that both patients assigned to NAMENDA™/donepezil and placebo/donepezil have a wide range of responses, but that the NAMENDA/donepezil group is more likely to show an improvement or a smaller decline.

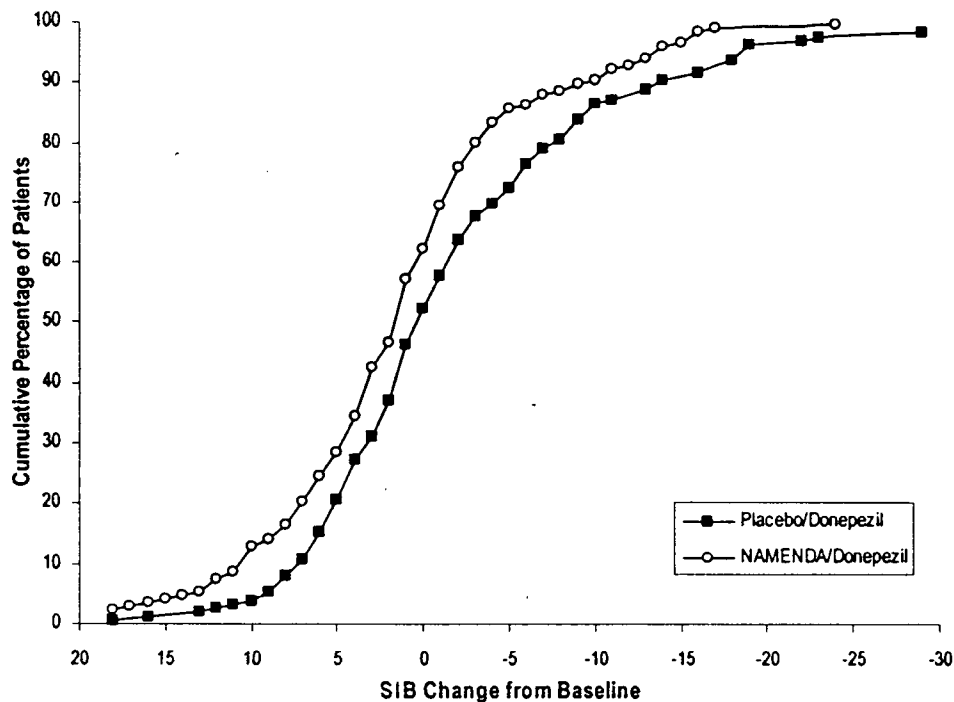


Figure 8: Cumulative percentage of patients completing 24 weeks of double-blind treatment with specified changes from baseline in SIB scores.

Study 3 (Twelve-Week Study)

In a double-blind study of 12 weeks duration, conducted in nursing homes in Latvia, 166 patients with dementia according to DSM-III-R, a Mini-Mental Status Examination score of < 10, and Global Deterioration Scale staging of 5 to 7 were randomized to either NAMENDA™ or placebo. For patients randomized to NAMENDA, treatment was initiated at 5 mg once daily and increased to 10 mg once daily after 1 week. The primary efficacy measures were the care dependency subscale of the Behavioral Rating Scale for Geriatric Patients (BGP), a measure of day-to-day function, and a Clinical Global Impression of Change (CGI-C), a measure of overall clinical effect. No valid measure of cognitive function was used in this study. A statistically significant treatment difference at 12 weeks that favored NAMENDA over placebo was seen on both primary efficacy measures. Because the patients entered were a mixture of Alzheimer's Disease and Vascular dementia, an attempt was made to distinguish the two groups and all patients were later designated as having either vascular dementia or Alzheimer's Disease, based on their scores on the Hachinski Ischemic Scale at study entry. Only about 50% of the patients had computerized tomography of the brain. For the subset designated as having Alzheimer's Disease, a statistically significant treatment effect favoring NAMENDA over placebo at 12 weeks was seen on both the BGP and CGI-C.

INDICATIONS AND USAGE

NAMENDA™ (memantine hydrochloride) is indicated for the treatment of moderate to severe dementia of the Alzheimer's type.

CONTRAINDICATIONS

NAMENDA™ (memantine hydrochloride) is contraindicated in patients with known hypersensitivity to memantine hydrochloride or to any excipients used in the formulation.

PRECAUTIONS

Information for Patients and Caregivers: Caregivers should be instructed in the recommended administration (twice per day for doses above 5 mg) and dose escalation (minimum interval of one week between dose increases).

Neurological Conditions

Seizures: NAMENDA has not been systematically evaluated in patients with a seizure disorder. In clinical trials of NAMENDA, seizures occurred in 0.2% of patients treated with NAMENDA and 0.5% of patients treated with placebo.

Genitourinary Conditions

Conditions that raise urine pH may decrease the urinary elimination of memantine resulting in increased plasma levels of memantine.

Special Populations

Hepatic Impairment

NAMENDA undergoes partial hepatic metabolism, but the major fraction of a dose (57-82%) is excreted unchanged in urine. The pharmacokinetics of memantine in patients with hepatic impairment have not been investigated, but would be expected to be only modestly affected.

Renal Impairment

There are inadequate data available in patients with mild, moderate, and severe renal impairment but it is likely that patients with moderate renal impairment will have higher exposure than normal subjects. Dose reduction in these patients should be considered. The use of NAMENDA in patients with severe renal impairment is not recommended.

Drug-Drug Interactions

N-methyl-D-aspartate (NMDA) antagonists: The combined use of NAMENDA with other NMDA antagonists (amantadine, ketamine, and dextromethorphan) has not been systematically evaluated and such use should be approached with caution.

Effects of NAMENDA on substrates of microsomal enzymes: In vitro studies conducted with marker substrates of CYP450 enzymes (CYP1A2, -2A6, -2C9, -2D6, -2E1, -3A4)

showed minimal inhibition of these enzymes by memantine. No pharmacokinetic interactions with drugs metabolized by these enzymes are expected.

Effects of inhibitors and/or substrates of microsomal enzymes on NAMENDA:

Memantine is predominantly renally eliminated, and drugs that are substrates and/or inhibitors of the CYP450 system are not expected to alter the metabolism of memantine.

Acetylcholinesterase (AChE) inhibitors: Co-administration of NAMENDA™ with the AChE inhibitor donepezil HCl did not affect the pharmacokinetics of either compound. In a 24-week controlled clinical study in patients with moderate to severe Alzheimer's disease, the adverse event profile observed with a combination of memantine and donepezil was similar to that of donepezil alone.

Drugs eliminated via renal mechanisms: Because memantine is eliminated in part by tubular secretion, co-administration of drugs that use the same renal cationic system, including hydrochlorothiazide (HCTZ), triamterene (TA), cimetidine, ranitidine, quinidine, and nicotine, could potentially result in altered plasma levels of both agents. However, coadministration of NAMENDA™ and HCTZ/TA did not affect the bioavailability of either memantine or TA, and the bioavailability of HCTZ decreased by 20%.

Drugs that make the urine alkaline: The clearance of memantine was reduced by about 80% under alkaline urine conditions at pH 8. Therefore, alterations of urine pH towards the alkaline condition may lead to an accumulation of the drug with a possible increase in adverse effects. Urine pH is altered by diet, drugs (e.g. carbonic anhydrase inhibitors, sodium bicarbonate,) and clinical state of the patient (e.g. renal tubular acidosis or severe infections of the urinary tract). Hence, memantine should be used with caution under these conditions.

Carcinogenesis, Mutagenesis and Impairment of Fertility

There was no evidence of carcinogenicity in a 113-week oral study in mice at doses up to 40 mg/kg/day (10 times the maximum recommended human dose [MRHD] on a mg/m² basis). There was also no evidence of carcinogenicity in rats orally dosed at up to 40 mg/kg/day for 71 weeks followed by 20 mg/kg/day (20 and 10 times the MRHD on a mg/m² basis, respectively) through 128 weeks.

Memantine produced no evidence of genotoxic potential when evaluated in the *in vitro* *S. typhimurium* or *E. coli* reverse mutation assay, an *in vitro* chromosomal aberration test in human lymphocytes, an *in vivo* cytogenetics assay for chromosome damage in rats, and the *in vivo* mouse micronucleus assay. The results were equivocal in an *in vitro* gene mutation assay using Chinese hamster V79 cells.

No impairment of fertility or reproductive performance was seen in rats administered up to 18 mg/kg/day (9 times the MRHD on a mg/m² basis) orally from 14 days prior to mating through gestation and lactation in females, or for 60 days prior to mating in males.

Pregnancy

Pregnancy Category B: Memantine given orally to pregnant rats and pregnant rabbits during the period of organogenesis was not teratogenic up to the highest doses tested (18 mg/kg/day in rats and 30 mg/kg/day in rabbits, which are 9 and 30 times, respectively, the maximum recommended human dose [MRHD] on a mg/m² basis).

Slight maternal toxicity, decreased pup weights and an increased incidence of non-ossified cervical vertebrae were seen at an oral dose of 18 mg/kg/day in a study in which rats were given oral memantine beginning pre-mating and continuing through the post-partum period. Slight maternal toxicity and decreased pup weights were also seen at this dose in a study in which rats were treated from day 15 of gestation through the post-partum period. The no-effect dose for these effects was 6 mg/kg, which is 3 times the MRHD on a mg/m² basis.

There are no adequate and well-controlled studies of memantine in pregnant women. Memantine should be used during pregnancy only if the potential benefit justifies the potential risk to the fetus.

Nursing Mothers

It is not known whether memantine is excreted in human breast milk. Because many drugs are excreted in human milk, caution should be exercised when memantine is administered to a nursing mother.

Pediatric Use

There are no adequate and well-controlled trials documenting the safety and efficacy of memantine in any illness occurring in children.

ADVERSE REACTIONS

The experience described in this section derives from studies in patients with Alzheimer's Disease and Vascular Dementia.

Adverse Events Leading to Discontinuation: In placebo-controlled trials in which dementia patients received doses of NAMENDA™ up to 20 mg/day, the likelihood of discontinuation because of an adverse event was the same in the NAMENDA group as in the placebo group. No individual adverse event was associated with the discontinuation of treatment in 1% or more of NAMENDA treated patients and at a rate greater than placebo.

Adverse Events Reported in Controlled Trials: The reported adverse events in NAMENDA (memantine hydrochloride) trials reflect experience gained under closely monitored conditions in a highly selected patient population. In actual practice or in other clinical trials, these frequency estimates may not apply, as the conditions of use, reporting behavior and the types of patients treated may differ. Table 1 lists treatment-emergent signs and symptoms that were reported in at least 2% of patients in placebo-controlled dementia trials and for which the rate of occurrence was greater for patients treated with

NAMENDA™ than for those treated with placebo. No adverse event occurred at a frequency of at least 5% and twice the placebo rate.

Table 1: Adverse Events Reported in Controlled Clinical Trials in at Least 2% of Patients Receiving NAMENDA and at a Higher Frequency than Placebo-treated Patients.

Body System Adverse Event	Placebo (N = 922) %	NAMENDA (N = 940) %
Body as a Whole		
Fatigue	1	2
Pain	1	3
Cardiovascular System		
Hypertension	2	4
Central and Peripheral Nervous System		
Dizziness	5	7
Headache	3	6
Gastrointestinal System		
Constipation	3	5
Vomiting	2	3
Musculoskeletal System		
Back pain	2	3
Psychiatric Disorders		
Confusion	5	6
Somnolence	2	3
Hallucination	2	3
Respiratory System		
Coughing	3	4
Dyspnea	1	2

Other adverse events occurring with an incidence of at least 2% in NAMENDA-treated patients but at a greater or equal rate on placebo were agitation, fall, inflicted injury, urinary incontinence, diarrhea, bronchitis, insomnia, urinary tract infection, influenza-like symptoms, gait abnormal, depression, upper respiratory tract infection, anxiety, peripheral edema, nausea, anorexia, and arthralgia.

The overall profile of adverse events and the incidence rates for individual adverse events in the subpopulation of patients with moderate to severe Alzheimer's disease were not different from the profile and incidence rates described above for the overall dementia population.

Vital Sign Changes: NAMENDA and placebo groups were compared with respect to (1) mean change from baseline in vital signs (pulse, systolic blood pressure, diastolic

blood pressure, and weight) and (2) the incidence of patients meeting criteria for potentially clinically significant changes from baseline in these variables. There were no clinically important changes in vital signs in patients treated with NAMENDA. A comparison of supine and standing vital sign measures for NAMENDA and placebo in elderly normal subjects indicated that NAMENDA treatment is not associated with orthostatic changes.

Laboratory Changes: NAMENDA and placebo groups were compared with respect to (1) mean change from baseline in various serum chemistry, hematology, and urinalysis variables and (2) the incidence of patients meeting criteria for potentially clinically significant changes from baseline in these variables. These analyses revealed no clinically important changes in laboratory test parameters associated with NAMENDA™ treatment.

ECG Changes: NAMENDA and placebo groups were compared with respect to (1) mean change from baseline in various ECG parameters and (2) the incidence of patients meeting criteria for potentially clinically significant changes from baseline in these variables. These analyses revealed no clinically important changes in ECG parameters associated with NAMENDA treatment.

Other Adverse Events Observed During Clinical Trials

NAMENDA has been administered to approximately 1350 patients with dementia, of whom more than 1200 received the maximum recommended dose of 20 mg/day. Patients received NAMENDA treatment for periods of up to 884 days, with 862 patients receiving at least 24 weeks of treatment and 387 patients receiving 48 weeks or more of treatment.

Treatment emergent signs and symptoms that occurred during 8 controlled clinical trials and 4 open-label trials were recorded as adverse events by the clinical investigators using terminology of their own choosing. To provide an overall estimate of the proportion of individuals having similar types of events, the events were grouped into a smaller number of standardized categories using WHO terminology, and event frequencies were calculated across all studies.

All adverse events occurring in at least two patients are included, except for those already listed in Table 1, WHO terms too general to be informative, minor symptoms or events unlikely to be drug-caused, e.g., because they are common in the study population. Events are classified by body system and listed using the following definitions: frequent adverse events – those occurring in at least 1/100 patients; infrequent adverse events – those occurring in 1/100 to 1/1000 patients. These adverse events are not necessarily related to NAMENDA treatment and in most cases were observed at a similar frequency in placebo-treated patients in the controlled studies.

Body as a Whole: *Frequent:* syncope. *Infrequent:* hypothermia, allergic reaction.

Cardiovascular System: *Frequent:* cardiac failure. *Infrequent:* angina pectoris, bradycardia, myocardial infarction, thrombophlebitis, atrial fibrillation, hypotension, cardiac arrest, postural hypotension, pulmonary embolism, pulmonary edema.

Central and Peripheral Nervous System: *Frequent:* transient ischemic attack, cerebrovascular accident, vertigo, ataxia, hypokinesia. *Infrequent:* paresthesia, convulsions, extrapyramidal disorder, hypertonia, tremor, aphasia, hypoesthesia, abnormal coordination, hemiplegia, hyperkinesia, involuntary muscle contractions, stupor, cerebral hemorrhage, neuralgia, ptosis, neuropathy.

Gastrointestinal System: *Infrequent:* gastroenteritis, diverticulitis, gastrointestinal hemorrhage, melena, esophageal ulceration.

Hemic and Lymphatic Disorders: *Frequent:* anemia. *Infrequent:* leukopenia.

Metabolic and Nutritional Disorders: *Frequent:* increased alkaline phosphatase, decreased weight. *Infrequent:* dehydration, hyponatremia, aggravated diabetes mellitus.

Psychiatric Disorders: *Frequent:* aggressive reaction. *Infrequent:* delusion, personality disorder, emotional lability, nervousness, sleep disorder, libido increased, psychosis, amnesia, apathy, paranoid reaction, thinking abnormal, crying abnormal, appetite increased, paroniria, delirium, depersonalization, neurosis, suicide attempt.

Respiratory System: *Frequent:* pneumonia. *Infrequent:* apnea, asthma, hemoptysis.

Skin and Appendages: *Frequent:* rash. *Infrequent:* skin ulceration, pruritus, cellulitis, eczema, dermatitis, erythematous rash, alopecia, urticaria

Special Senses: *Frequent:* cataract, conjunctivitis. *Infrequent:* macula lutea degeneration, decreased visual acuity, decreased hearing, tinnitus, blepharitis, blurred vision, corneal opacity, glaucoma, conjunctival hemorrhage, eye pain, retinal hemorrhage, xerophthalmia, diplopia, abnormal lacrimation, myopia, retinal detachment.

Urinary System: *Frequent:* frequent micturition. *Infrequent:* dysuria, hematuria, urinary retention

ADVERSE EVENTS FROM OTHER SOURCES

Memantine has been commercially available outside the United States since 1982, and has been evaluated in clinical trials including trials in patients with neuropathic pain, Parkinson's disease, organic brain syndrome, and spasticity. The following adverse events of possible importance for which there is inadequate data to determine the causal relationship have been reported to be temporally associated with memantine treatment in more than one patient and are not described elsewhere in labeling: acne, bone fracture, carpal tunnel syndrome, claudication, hyperlipidemia, impotence, otitis media, thrombocytopenia.

ANIMAL TOXICOLOGY

Memantine induced neuronal lesions (vacuolation and necrosis) in the multipolar and pyramidal cells in cortical layers III and IV of the posterior cingulate and retrosplenial neocortices in rats, similar to those which are known to occur in rodents administered other NMDA receptor antagonists. Lesions were seen after a single dose of memantine. In a study in which rats were given daily oral doses of memantine for 14 days, the no-effect dose for neuronal necrosis was 6 times the maximum recommended human dose on a mg/m² basis. The potential for induction of central neuronal vacuolation and necrosis by NMDA receptor antagonists in humans is unknown.

DRUG ABUSE AND DEPENDENCE

Controlled Substance Class: Memantine HCl is not a controlled substance.

Physical and Psychological Dependence: Memantine HCl is a low to moderate affinity uncompetitive NMDA antagonist that did not produce any evidence of drug-seeking behavior or withdrawal symptoms upon discontinuation in 2,504 patients who participated in clinical trials at therapeutic doses. Post marketing data, outside the U.S., retrospectively collected, has provided no evidence of drug abuse or dependence.

OVERDOSAGE

Because strategies for the management of overdose are continually evolving, it is advisable to contact a poison control center to determine the latest recommendations for the management of an overdose of any drug.

As in any cases of overdose, general supportive measures should be utilized, and treatment should be symptomatic. Elimination of memantine can be enhanced by acidification of urine. In a documented case of an overdosage with up to 400 mg of memantine, the patient experienced restlessness, psychosis, visual hallucinations, somnolence, stupor and loss of consciousness. The patient recovered without permanent sequelae.

DOSAGE AND ADMINISTRATION

The dosage of NAMENDA™ (memantine hydrochloride) shown to be effective in controlled clinical trials is 20 mg/day.

The recommended starting dose of NAMENDA is 5 mg once daily. The recommended target dose is 20 mg/day. The dose should be increased in 5 mg increments to 10 mg/day (5 mg twice a day), 15 mg/day (5 mg and 10 mg as separate doses), and 20 mg/day (10 mg twice a day). The minimum recommended interval between dose increases is one week.

NAMENDA can be taken with or without food.

Doses in Special Populations

Dose reduction in patients with moderate renal impairment should be considered. In patients with severe renal impairment the use of NAMENDA™ has not been systematically evaluated and is not recommended. (See Clinical Pharmacology-Pharmacokinetics)

HOW SUPPLIED

5 mg Tablet:

Bottle of 60 NDC #0456-3205-60

Bottle of 200 NDC #0456-3205-21

Bottle of 2000 NDC #0456-3205-22

10 x 10 Unit Dose NDC #0456-3205-63

The capsule shaped film-coated tablets are tan, with the strength (5) debossed on one side and FL on the other.

10 mg Tablet:

Bottle of 60 NDC #0456-3210-60

Bottle of 200 NDC #0456-3210-21

Bottle of 2000 NDC #0456-3210-22

10 x 10 Unit Dose NDC #0456-3210-63

The capsule shaped film-coated tablets are gray, with the strength (10) debossed on one side and FL on the other.

Titration Pak:

PVC/Aluminum Blister package containing 49 tablets. 28 x 5 mg and 21 x 10 mg tablets.
NDC #0456-3200-14

The 5 mg capsule shaped film-coated tablets are tan, with the strength (5) debossed on one side and FL on the other. The 10 mg capsule shaped film-coated tablets are gray, with the strength (10) debossed on one side and FL on the other.

Store at 25°C (77°F); excursions permitted to 15-30°C (59-86°F)[see USP Controlled Room Temperature]

Forest Pharmaceuticals, Inc.
Subsidiary of Forest Laboratories, Inc.
St. Louis, MO 63045

Licensed from Merz Pharmaceuticals GmbH