

**CENTER FOR DRUG EVALUATION AND RESEARCH**

*APPLICATION NUMBER:*

**21-773**

**APPROVED LABELING**

## **BYETTA™**

exenatide injection

### **DESCRIPTION**

BYETTA™ (exenatide) injection improves glycemic control in people with type 2 diabetes mellitus. BYETTA enhances glucose-dependent insulin secretion by the pancreatic beta-cell, suppresses inappropriately elevated glucagon secretion, and slows gastric emptying. Exenatide differs in chemical structure and pharmacological action from insulin, sulfonylureas (including D-phenylalanine derivatives and meglitinides), biguanides, thiazolidinediones, and alpha-glucosidase inhibitors.

Exenatide is a 39-amino acid peptide amide. Exenatide has the empirical formula  $C_{184}H_{282}N_{50}O_{60}S$  and molecular weight of 4186.6 Daltons. The amino acid sequence for exenatide is shown below.

H-His-Gly-Glu-Gly-Thr-Phe-Thr-Ser-Asp-Leu-Ser-Lys-Gln-Met-Glu-Glu-Glu-Ala-Val-Arg-Leu-Phe-Ile-Glu-Trp-Leu-Lys-Asn-Gly-Gly-Pro-Ser-Ser-Gly-Ala-Pro-Pro-Pro-Ser-NH<sub>2</sub>

BYETTA is supplied for subcutaneous (SC) injection as a sterile, preserved isotonic solution in a glass cartridge that has been assembled in a pen-injector (pen). Each milliliter (mL) contains 250 micrograms (mcg) synthetic exenatide, 2.2 mg metacresol as an antimicrobial preservative, mannitol as a tonicity-adjusting agent, and glacial acetic acid and sodium acetate trihydrate in water for injection as a buffering solution at pH 4.5. Two prefilled pens are available to deliver unit doses of 5 mcg or 10 mcg. Each prefilled pen will deliver 60 doses to provide 30 days of twice daily administration (BID).

### **CLINICAL PHARMACOLOGY**

#### **Mechanism of Action**

Incretins, such as glucagon-like peptide-1 (GLP-1), enhance glucose-dependent insulin secretion and exhibit other antihyperglycemic actions following their release into the circulation from the gut. Exenatide is an incretin mimetic agent that mimics the enhancement of glucose-dependent insulin secretion and several other antihyperglycemic actions of incretins.

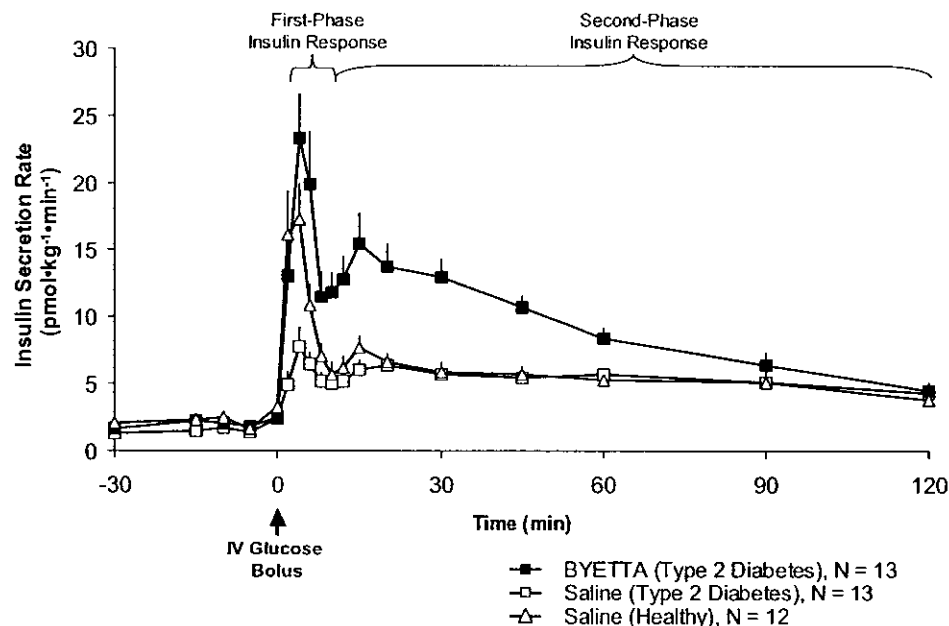
The amino acid sequence of exenatide partially overlaps that of human GLP-1. Exenatide has been shown to bind and activate the known human GLP-1 receptor *in vitro*. This leads to an increase in both glucose-dependent synthesis of insulin, and *in vivo* secretion of insulin from pancreatic beta cells, by mechanisms involving cyclic AMP and/or other intracellular signaling pathways. Exenatide promotes insulin release from beta cells in the presence of elevated glucose concentrations. When administered *in vivo*, exenatide mimics certain antihyperglycemic actions of GLP-1.

BYETTA improves glycemic control by reducing fasting and postprandial glucose concentrations in patients with type 2 diabetes through the actions described below.

Glucose-dependent insulin secretion: BYETTA has acute effects on pancreatic beta-cell responsiveness to glucose and leads to insulin release only in the presence of elevated glucose concentrations. This insulin secretion subsides as blood glucose concentrations decrease and approach euglycemia.

First-phase insulin response: In healthy individuals, robust insulin secretion occurs during the first 10 minutes following intravenous (IV) glucose administration. This secretion, known as the “first-phase insulin response,” is characteristically absent in patients with type 2 diabetes. The loss of the first-phase insulin response is an early beta-cell defect in type 2 diabetes. Administration of BYETTA at therapeutic plasma concentrations restored first-phase insulin response to an IV bolus of glucose in patients with type 2 diabetes (Figure 1). Both first-phase insulin secretion and second-phase insulin secretion were significantly increased in patients with type 2 diabetes treated with BYETTA compared with saline ( $p < 0.001$  for both).

**Figure 1: Mean (+SEM) Insulin Secretion Rate During Infusion of BYETTA or Saline in Patients With Type 2 Diabetes and During Infusion of Saline in Healthy Subjects**



Patients received an IV infusion of insulin for 6.5 h (discontinued at time [t] = -30 min) to normalize plasma glucose concentrations and a continuous IV infusion of either BYETTA or saline for 5 h beginning 3 h prior to an IV bolus of glucose (0.3 g/kg over 30 sec) at t = 0 min.

Glucagon secretion: In patients with type 2 diabetes, BYETTA moderates glucagon secretion and lowers serum glucagon concentrations during periods of hyperglycemia. Lower glucagon concentrations lead to decreased hepatic glucose output and decreased insulin demand. However, BYETTA does not impair the normal glucagon response to hypoglycemia.

Gastric emptying: BYETTA slows gastric emptying, thereby reducing the rate at which meal-derived glucose appears in the circulation.

Food intake: In both animals and humans, administration of exenatide has been shown to reduce food intake.

## **Pharmacokinetics**

### **Absorption**

Following SC administration to patients with type 2 diabetes, exenatide reaches median peak plasma concentrations in 2.1 h. Mean peak exenatide concentration ( $C_{max}$ ) was 211 pg/mL and overall mean area under the curve ( $AUC_{0-inf}$ ) was 1036 pg•h/mL following SC administration of a 10 mcg dose of BYETTA. Exenatide exposure (AUC) increased proportionally over the therapeutic dose range of 5 mcg to 10 mcg. The  $C_{max}$  values increased less than proportionally over the same range. Similar exposure is achieved with SC administration of BYETTA in the abdomen, thigh, or arm.

### **Distribution**

The mean apparent volume of distribution of exenatide following SC administration of a single dose of BYETTA is 28.3 L.

### **Metabolism and Elimination**

Nonclinical studies have shown that exenatide is predominantly eliminated by glomerular filtration with subsequent proteolytic degradation. The mean apparent clearance of exenatide in humans is 9.1 L/h and the mean terminal half-life is 2.4 h. These pharmacokinetic characteristics of exenatide are independent of the dose. In most individuals, exenatide concentrations are measurable for approximately 10 h post-dose.

### **Special Populations**

#### *Renal Insufficiency*

In patients with mild to moderate renal impairment (creatinine clearance 30 to 80 mL/min), exenatide clearance was only mildly reduced; therefore, no dosage adjustment of BYETTA is required in patients with mild to moderate renal impairment. However, in patients with end-stage renal disease receiving dialysis, mean exenatide clearance is reduced to 0.9 L/h compared with 9.1 L/h in healthy subjects (see PRECAUTIONS, General).

#### *Hepatic Insufficiency*

No pharmacokinetic study has been performed in patients with a diagnosis of acute or chronic hepatic insufficiency. Because exenatide is cleared primarily by the kidney, hepatic dysfunction is not expected to affect blood concentrations of exenatide (see Pharmacokinetics, Metabolism and Elimination).

#### *Geriatric*

Population pharmacokinetic analysis of patients (range from 22 to 73 years) suggests that age does not influence the pharmacokinetic properties of exenatide.

### *Pediatric*

Exenatide has not been studied in pediatric patients.

### *Gender*

Population pharmacokinetic analysis of male and female patients suggests that gender does not influence the distribution and elimination of exenatide.

### *Race*

Population pharmacokinetic analysis of patients including Caucasian, Hispanic, and Black, suggests that race has no significant influence on the pharmacokinetics of exenatide.

### *Obesity*

Population pharmacokinetic analysis of obese ( $\text{BMI} \geq 30 \text{ kg/m}^2$ ) and non-obese patients suggests that obesity has no significant effect on the pharmacokinetics of exenatide.

## **Drug Interactions**

### *Digoxin*

Coadministration of repeated doses of BYETTA (10 mcg BID) decreased the  $C_{\text{max}}$  of oral digoxin (0.25 mg QD) by 17% and delayed the  $T_{\text{max}}$  by approximately 2.5 h; however, the overall steady-state pharmacokinetic exposure (AUC) was not changed.

### *Lovastatin*

Lovastatin AUC and  $C_{\text{max}}$  were decreased approximately 40% and 28%, respectively, and  $T_{\text{max}}$  was delayed about 4 h when BYETTA (10 mcg BID) was administered concomitantly with a single dose of lovastatin (40 mg) compared with lovastatin administered alone. In the 30-week controlled clinical trials of BYETTA, the use of BYETTA in patients already receiving HMG CoA reductase inhibitors was not associated with consistent changes in lipid profiles compared to baseline.

### *Lisinopril*

In patients with mild to moderate hypertension stabilized on lisinopril (5 to 20 mg/day), BYETTA (10 mcg BID) did not alter steady-state  $C_{\text{max}}$  or AUC of lisinopril. Lisinopril steady-state  $T_{\text{max}}$  was delayed by 2 h. There were no changes in 24-h mean systolic and diastolic blood pressure.

### *Acetaminophen*

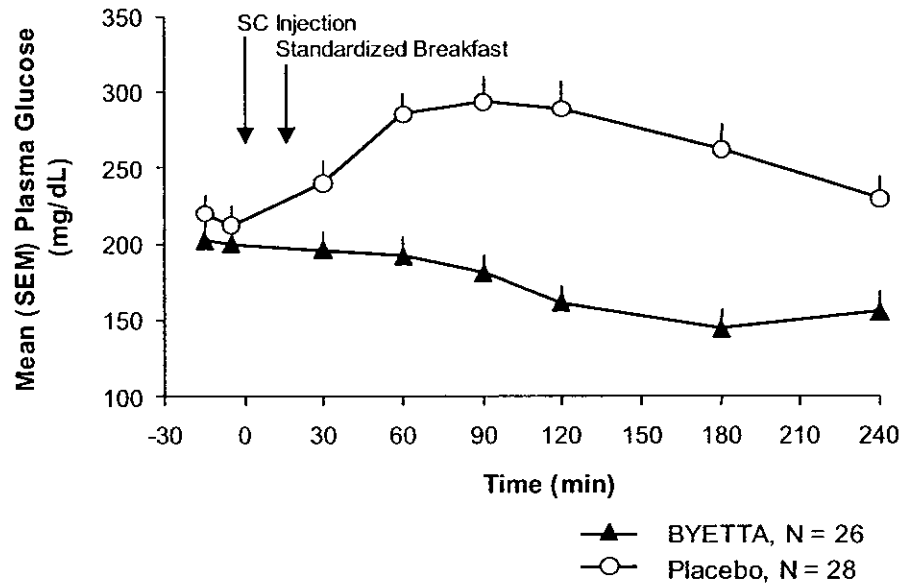
When 1000 mg acetaminophen elixir was given with 10 mcg BYETTA (0 h) and 1 h, 2 h, and 4 h after BYETTA injection, acetaminophen AUCs were decreased by 21%, 23%, 24%, and 14%, respectively;  $C_{\text{max}}$  was decreased by 37%, 56%, 54%, and 41%, respectively;  $T_{\text{max}}$  was increased from 0.6 h in the control period to 0.9 h, 4.2 h, 3.3 h, and 1.6 h, respectively. Acetaminophen AUC,  $C_{\text{max}}$  and  $T_{\text{max}}$  were not significantly changed when acetaminophen was given 1 h before BYETTA injection.

## Pharmacodynamics

### Postprandial Glucose

In patients with type 2 diabetes, BYETTA reduces the postprandial plasma glucose concentrations (Figure 2).

**Figure 2: Mean (+SEM) Postprandial Plasma Glucose Concentrations on Day 1 of BYETTA<sup>a</sup> Treatment in Patients With Type 2 Diabetes Treated With Metformin, a Sulfonylurea, or Both (N = 54)**

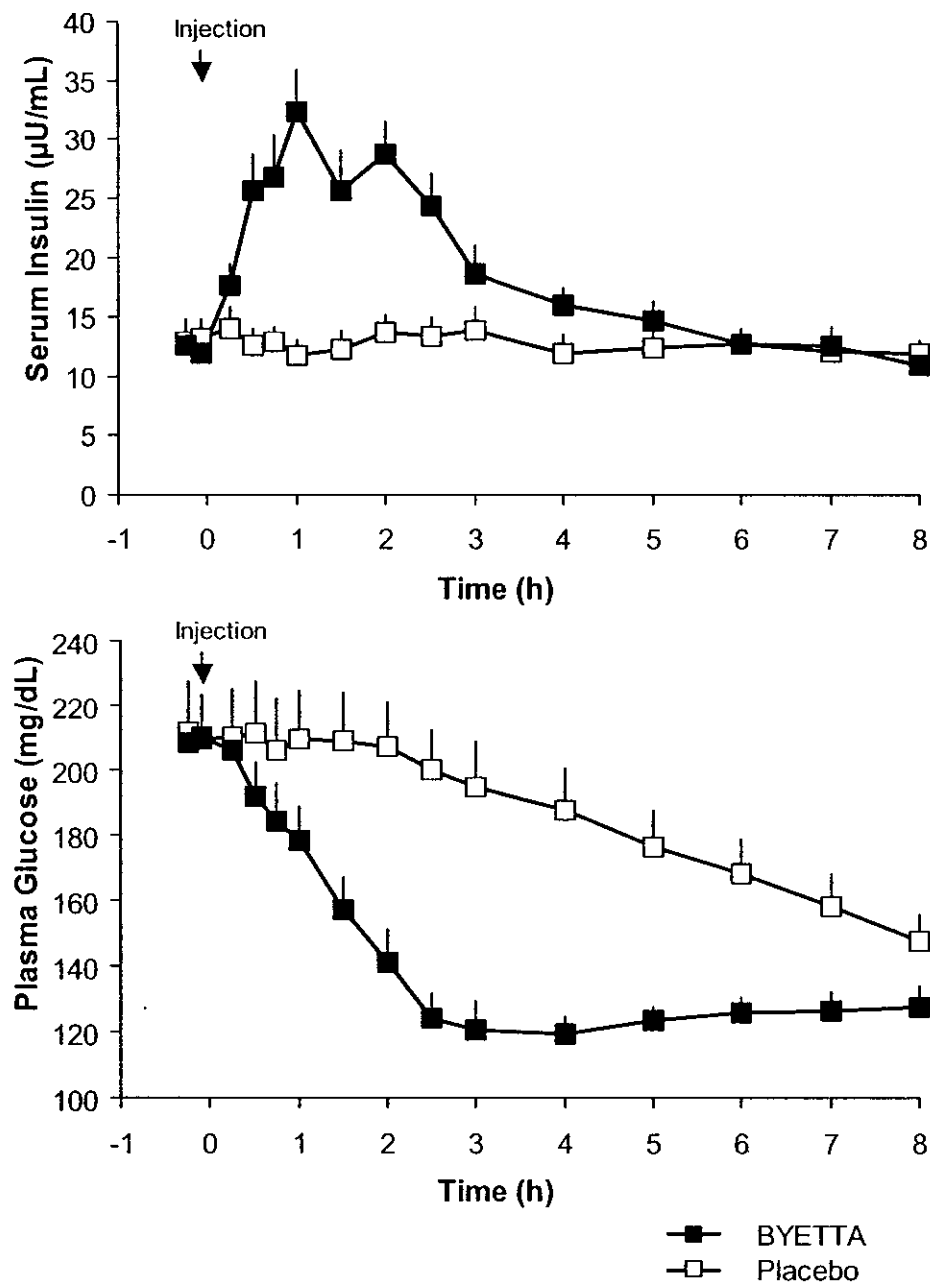


<sup>a</sup> Mean dose (7.8 mcg based on body weight) was administered by subcutaneous (SC) injection.

### Fasting Glucose

In a single-dose crossover study in patients with type 2 diabetes and fasting hyperglycemia, an immediate insulin release followed injection of BYETTA. Plasma glucose concentrations were significantly reduced with BYETTA compared with placebo (Figure 3).

**Figure 3: Mean (+SEM) Serum Insulin and Plasma Glucose Concentrations Following a One-Time Injection of BYETTA<sup>a</sup> or Placebo in Fasting Patients With Type 2 Diabetes (N = 12)**



<sup>a</sup> BYETTA administration was based on body weight at baseline; mean dose was 9.1 mcg.

## **CLINICAL STUDIES**

A total of 1494 patients with type 2 diabetes have been treated with BYETTA in short-term and long-term controlled clinical trials, and in long-term open-label clinical trials.

Three 30-week, double-blind, placebo-controlled trials were conducted to evaluate the safety and efficacy of BYETTA in patients with type 2 diabetes whose glycemic control was inadequate with metformin alone, a sulfonylurea alone, or metformin in combination with a sulfonylurea.

A total of 1446 patients were randomized in these three trials: 991 (68.5%) were Caucasian, 224 (15.5%) were Hispanic, and 174 (12.0%) were Black. Mean HbA<sub>1c</sub> values at baseline for the trials ranged from 8.2% to 8.7%. After a 4-week placebo lead-in period, patients were randomly assigned to receive BYETTA 5 mcg BID, BYETTA 10 mcg BID, or placebo BID before the morning and evening meals, in addition to their existing oral antidiabetic agent. All patients assigned to BYETTA began a treatment initiation period with 5 mcg BID for 4 weeks. After 4 weeks, those patients either continued to receive BYETTA 5 mcg BID or had their dose increased to 10 mcg BID. Patients assigned to placebo received placebo BID throughout the study.

The primary endpoint in each study was mean change from baseline HbA<sub>1c</sub> at 30 weeks. Thirty-week study results are summarized in Table I.



**Table 1: Results of Thirty-Week Placebo-Controlled Trials of BYETTA in Patients With Inadequate Glucose Control Despite the Use of Metformin, a Sulfonylurea, or Both**

	Placebo BID	BYETTA 5 mcg BID	BYETTA 10 mcg <sup>a</sup> BID
	<b>In Combination With Metformin</b>		
<b>Intent-to-Treat Population (N)</b>	113	110	113
<b>HbA<sub>1c</sub> (%), Mean</b>			
Baseline	8.2	8.3	8.2
Change at Week 30	+0.1	-0.4*	-0.8**
<b>Proportion Achieving HbA<sub>1c</sub> ≤7%<sup>b</sup></b>	13.0%	31.6%*	46.4%*
<b>Body Weight (kg), Mean</b>			
Baseline	99.9	100.0	100.9
Change at Week 30	-0.3	-1.6*	-2.8**
	<b>In Combination With a Sulfonylurea</b>		
<b>Intent-to-Treat Population (N)</b>	123	125	129
<b>HbA<sub>1c</sub> (%), Mean</b>			
Baseline	8.7	8.5	8.6
Change at Week 30	+0.1	-0.5*	-0.9**
<b>Proportion Achieving HbA<sub>1c</sub> ≤7%<sup>b</sup></b>	8.8%	32.6%*	41.3%**
<b>Body Weight (kg), Mean</b>			
Baseline	99.1	94.9	95.2
Change at Week 30	-0.6	-0.9	-1.6*
	<b>In Combination With Metformin and a Sulfonylurea</b>		
<b>Intent-to-Treat Population (N)</b>	247	245	241
<b>HbA<sub>1c</sub> (%), Mean</b>			
Baseline	8.5	8.5	8.5
Change at Week 30	+0.2	-0.6**	-0.8**
<b>Proportion Achieving HbA<sub>1c</sub> ≤7%<sup>b</sup></b>	9.2%	27.4%**	33.5%**
<b>Body Weight (kg), Mean</b>			
Baseline	99.1	96.9	98.4
Change at Week 30	-0.9	-1.6*	-1.6*

<sup>a</sup> BYETTA 5 mcg twice daily (BID) for 1 month followed by 10 mcg BID for 6 months before the morning and evening meals.

<sup>b</sup> Patients eligible for the analysis with baseline HbA<sub>1c</sub> >7%.

\* p ≤0.05, treatment vs. placebo

\*\* p ≤0.0001, treatment vs. placebo

**HbA<sub>1c</sub>**

The addition of BYETTA to a regimen of metformin, a sulfonylurea, or both, resulted in statistically significant reductions from baseline HbA<sub>1c</sub> at Week 30 compared with patients receiving placebo added to these agents in the three controlled trials (Table 1). In addition, a statistically significant dose-effect was observed between 5-mcg and 10-mcg BYETTA groups for the change from baseline HbA<sub>1c</sub> at Week 30 in the three studies.

**Fasting and Postprandial Glucose**

Long-term use of BYETTA in combination with metformin, a sulfonylurea, or both, reduced both fasting and postprandial plasma glucose concentrations in a statistically significant, dose-dependent manner through Week 30. A statistically significant reduction from baseline in both mean fasting and postprandial glucose concentrations was observed at Week 30 in both BYETTA groups compared with placebo in data combined from the three controlled trials. The change in fasting glucose concentration at Week 30 compared with baseline was -8 mg/dL for BYETTA 5 mcg BID and -10 mg/dL for BYETTA 10 mcg BID, compared with +12 mg/dL for placebo. The change in 2-h postprandial glucose concentration following administration of BYETTA at Week 30 compared with baseline was -63 mg/dL for 5 mcg BID and -71 mg/dL for 10 mcg BID, compared with +11 mg/dL for placebo.

**Proportion of Patients Achieving HbA<sub>1c</sub> ≤7%**

BYETTA in combination with metformin, a sulfonylurea, or both, resulted in a greater, statistically significant proportion of patients achieving an HbA<sub>1c</sub> ≤7% at Week 30 compared with patients receiving placebo in combination with these agents (Table 1).

**Body Weight**

In the three controlled trials, a decrease from baseline body weight at Week 30 was associated with BYETTA 10 mcg BID compared with placebo BID in patients with type 2 diabetes (Table 1).

**One-Year Clinical Results**

The cohort of 163 patients from the 30-week placebo-controlled trials who completed a total of 52 weeks of treatment with BYETTA 10 mcg BID had HbA<sub>1c</sub> changes from baseline of -1.0% and -1.1% at 30 and 52 weeks of treatment, respectively, with accompanying changes from baseline in fasting plasma glucose of -14.0 mg/dL and -25.3 mg/dL, and body weight changes of -2.6 kg and -3.6 kg. This cohort had baseline values similar to those of the entire controlled-trial population.

**INDICATIONS AND USAGE**

BYETTA is indicated as adjunctive therapy to improve glycemic control in patients with type 2 diabetes mellitus who are taking metformin, a sulfonylurea, or a combination of metformin and a sulfonylurea but have not achieved adequate glycemic control.

## **CONTRAINDICATIONS**

BYETTA is contraindicated in patients with known hypersensitivity to this product or any of its components.

## **PRECAUTIONS**

### **General**

**BYETTA is not a substitute for insulin in insulin-requiring patients. BYETTA should not be used in patients with type 1 diabetes or for the treatment of diabetic ketoacidosis.** The concurrent use of BYETTA with insulin, thiazolidinediones, D-phenylalanine derivatives, meglitinides, or alpha-glucosidase inhibitors has not been studied.

BYETTA is not recommended for use in patients with end-stage renal disease or severe renal impairment (creatinine clearance <30 mL/min; see Pharmacokinetics, Special Populations). In patients with end-stage renal disease receiving dialysis, single doses of BYETTA 5 mcg were not well tolerated due to gastrointestinal side effects.

BYETTA has not been studied in patients with severe gastrointestinal disease, including gastroparesis. Its use is commonly associated with gastrointestinal adverse effects, including nausea, vomiting, and diarrhea. Therefore, the use of BYETTA is not recommended in patients with severe gastrointestinal disease.

### **Hypoglycemia**

In the 30-week controlled clinical trials with BYETTA, a hypoglycemia episode was recorded as an adverse event if the patient reported symptoms associated with hypoglycemia with an accompanying blood glucose <60 mg/dL or if symptoms were reported without an accompanying blood glucose measurement. When BYETTA was used in combination with metformin, no increase in the incidence of hypoglycemia was observed over that of placebo in combination with metformin. In contrast, when BYETTA was used in combination with a sulfonylurea, the incidence of hypoglycemia was increased over that of placebo in combination with a sulfonylurea. Therefore, patients receiving BYETTA in combination with a sulfonylurea may have an increased risk of hypoglycemia (see ADVERSE REACTIONS, Table 2). To reduce the risk of hypoglycemia associated with the use of a sulfonylurea, reduction in the dose of sulfonylurea may be considered (see DOSAGE AND ADMINISTRATION).

BYETTA did not alter the counter-regulatory hormone responses to insulin-induced hypoglycemia in a randomized, double-blind, controlled study in healthy subjects.

### **Information for Patients**

Patients should be informed of the potential risks of BYETTA. Patients should also be fully informed about self-management practices, including the importance of proper storage of BYETTA, injection technique, timing of dosage of BYETTA as well as concomitant oral drugs, adherence to meal planning, regular physical activity, periodic blood glucose monitoring and HbA<sub>1c</sub> testing, recognition and management of hypoglycemia and hyperglycemia, and assessment for diabetes complications.

Patients should be advised to inform their physicians if they are pregnant or intend to become pregnant.

Each dose of BYETTA should be administered as a SC injection in the thigh, abdomen, or upper arm at any time within the 60-minute period **before** the morning and evening meals. BYETTA **should not** be administered after a meal. If a dose is missed, the treatment regimen should be resumed as prescribed with the next scheduled dose.

The risk of hypoglycemia is increased when BYETTA is used in combination with an agent that induces hypoglycemia, such as a sulfonylurea. The symptoms, treatment, and conditions that predispose development of hypoglycemia should be explained to the patient. While the patient's usual instructions for hypoglycemia management do not need to be changed, these instructions should be reviewed and reinforced when initiating BYETTA therapy, particularly when concomitantly administered with a sulfonylurea (see PRECAUTIONS, Hypoglycemia).

Patients should be advised that treatment with BYETTA may result in a reduction in appetite, food intake, and/or body weight, and that there is no need to modify the dosing regimen due to such effects. Treatment with BYETTA may also result in nausea, particularly upon initiation of therapy (see ADVERSE REACTIONS).

The patient should read the "Information for the Patient" insert and the Pen User Manual before starting BYETTA therapy and review them each time the prescription is refilled. The patient should be instructed on proper use and storage of the pen, emphasizing how and when to set up a new pen and noting that only one setup step is necessary at initial use. The patient should be advised not to share the pen and needles.

Patients should be informed that pen needles are not included with the pen and must be purchased separately. Patients should be advised which needle length and gauge should be used.

### **Drug Interactions**

The effect of BYETTA to slow gastric emptying may reduce the extent and rate of absorption of orally administered drugs. BYETTA should be used with caution in patients receiving oral medications that require rapid gastrointestinal absorption. For oral medications that are dependent on threshold concentrations for efficacy, such as contraceptives and antibiotics, patients should be advised to take those drugs at least 1 h before BYETTA injection. If such drugs are to be administered with food, patients should be advised to take them with a meal or snack when BYETTA is not administered. The effect of BYETTA on the absorption and effectiveness of oral contraceptives has not been characterized.

### **Carcinogenesis, Mutagenesis, Impairment of Fertility**

A 104-week carcinogenicity study was conducted in male and female rats at doses of 18, 70, or 250 mcg/kg/day administered by bolus SC injection. Benign thyroid C-cell adenomas were observed in female rats at all exenatide doses. The incidences in female rats were 8% and 5% in the two control groups and 14%, 11%, and 23% in the low-,

medium-, and high-dose groups with systemic exposures of 5, 22, and 130 times, respectively, the human exposure resulting from the maximum recommended dose of 20 mcg/day, based on plasma area under the curve (AUC).

In a 104-week carcinogenicity study in mice at doses of 18, 70, or 250 mcg/kg/day administered by bolus SC injection, no evidence of tumors was observed at doses up to 250 mcg/kg/day, a systemic exposure up to 95 times the human exposure resulting from the maximum recommended dose of 20 mcg/day, based on AUC.

Exenatide was not mutagenic or clastogenic, with or without metabolic activation, in the Ames bacterial mutagenicity assay or chromosomal aberration assay in Chinese hamster ovary cells. Exenatide was negative in the in vivo mouse micronucleus assay.

In mouse fertility studies with SC doses of 6, 68 or 760 mcg/kg/day, males were treated for 4 weeks prior to and throughout mating and females were treated 2 weeks prior to and throughout mating until gestation day 7. No adverse effect on fertility was observed at 760 mcg/kg/day, a systemic exposure 390 times the human exposure resulting from the maximum recommended dose of 20 mcg/day, based on AUC.

## **Pregnancy**

### **Pregnancy Category C**

Exenatide has been shown to cause reduced fetal and neonatal growth, and skeletal effects in mice at systemic exposures 3 times the human exposure resulting from the maximum recommended dose of 20 mcg/day, based on AUC. Exenatide has been shown to cause skeletal effects in rabbits at systemic exposures 12 times the human exposure resulting from the maximum recommended dose of 20 mcg/day, based on AUC. There are no adequate and well-controlled studies in pregnant women. BYETTA should be used during pregnancy only if the potential benefit justifies the potential risk to the fetus.

In female mice given SC doses of 6, 68, or 760 mcg/kg/day beginning 2 weeks prior to and throughout mating until gestation day 7, there were no adverse fetal effects at doses up to 760 mcg/kg/day, systemic exposures up to 390 times the human exposure resulting from the maximum recommended dose of 20 mcg/day, based on AUC.

In pregnant mice given SC doses of 6, 68, 460, or 760 mcg/kg/day from gestation day 6 through 15 (organogenesis), cleft palate (some with holes) and irregular skeletal ossification of rib and skull bones were observed at 6 mcg/kg/day, a systemic exposure 3 times the human exposure resulting from the maximum recommended dose of 20 mcg/kg/day, based on AUC.

In pregnant rabbits given SC doses of 0.2, 2, 22, 156, or 260 mcg/kg/day from gestation day 6 through 18 (organogenesis), irregular skeletal ossifications were observed at 2 mcg/kg/day, a systemic exposure 12 times the human exposure resulting from the maximum recommended dose of 20 mcg/day, based on AUC.

In pregnant mice given SC doses of 6, 68, or 760 mcg/kg/day from gestation day 6 through lactation day 20 (weaning), an increased number of neonatal deaths were

observed on postpartum days 2-4 in dams given 6 mcg/kg/day, a systemic exposure 3 times the human exposure resulting from the maximum recommended dose of 20 mcg/day, based on AUC.

### Nursing Mothers

It is not known whether exenatide is excreted in human milk. Many drugs are excreted in human milk and because of the potential for clinically significant adverse reactions in nursing infants from exenatide, a decision should be made whether to discontinue producing milk for consumption or discontinue the drug, taking into account the importance of the drug to the lactating woman. Studies in lactating mice have demonstrated that exenatide is present at low concentrations in milk (less than or equal to 2.5% of the concentration in maternal plasma following subcutaneous dosing). Caution should be exercised when BYETTA is administered to a nursing woman.

### Pediatric Use

Safety and effectiveness of BYETTA have not been established in pediatric patients.

### Geriatric Use

BYETTA was studied in 282 patients 65 years of age or older and in 16 patients 75 years of age or older. No differences in safety or effectiveness were observed between these patients and younger patients.

## ADVERSE REACTIONS

In all clinical trials, 1857 individuals received BYETTA. Of these, 840 patients with type 2 diabetes were treated for 6 months or longer and 272 were treated for 12 months or longer.

In the 30-week controlled clinical trials with BYETTA, an adverse event of hypoglycemia was recorded if the patient reported symptoms subjectively associated with hypoglycemia with an accompanying blood glucose <60 mg/dL or if symptoms were reported without an accompanying blood glucose measurement. In patients treated with BYETTA and a sulfonylurea or BYETTA with both metformin and a sulfonylurea, hypoglycemia appeared to be dependent on the doses of both BYETTA and the sulfonylurea. Most episodes of hypoglycemia were mild to moderate in intensity, and all resolved with oral administration of carbohydrate. Hypoglycemia was rarely observed in patients treated with the combination of BYETTA and metformin and was similar in incidence to patients treated with placebo and metformin (Table 2).

**Table 2: Incidence (%) of Hypoglycemia<sup>a</sup> by Concomitant Antidiabetic Therapy**

	BYETTA			BYETTA			BYETTA		
	Placebo BID	5 mcg BID	10 mcg BID	Placebo BID	5 mcg BID	10 mcg BID	Placebo BID	5 mcg BID	10 mcg BID
	With Metformin			With a Sulfonylurea			With MET/SFU		
N	113	110	113	123	125	129	247	245	241
Hypoglycemia	5.3%	4.5%	5.3%	3.3%	14.4%	35.7%	12.6%	19.2%	27.8%

<sup>a</sup> In three 30-week placebo-controlled clinical trials.

BYETTA and placebo were administered before the morning and evening meals.

Abbreviations: BID, twice daily; MET/SFU, metformin and a sulfonylurea.

Adverse events with an incidence  $\geq 5\%$  (excluding hypoglycemia; see Table 2) that occurred more frequently in BYETTA-treated patients compared with placebo-treated patients are summarized in Table 3.

**Table 3: Frequent Treatment-Emergent Adverse Events ( $\geq 5\%$  Incidence and Greater Incidence With BYETTA Treatment) Excluding Hypoglycemia<sup>a</sup>**

	Placebo BID N = 483 %	All BYETTA BID N = 963 %
Nausea	18	44
Vomiting	4	13
Diarrhea	6	13
Feeling Jittery	4	9
Dizziness	6	9
Headache	6	9
Dyspepsia	3	6

<sup>a</sup> In three 30-week placebo-controlled clinical trials.

In the three, 30-week controlled trials, adverse events associated with BYETTA generally were mild to moderate in intensity. The most frequently reported adverse event, mild to moderate nausea, occurred in a dose-dependent fashion. With continued therapy, the frequency and severity decreased over time in most of the patients who initially experienced nausea. Adverse events reported in  $\geq 1.0$  to  $< 5.0\%$  of patients receiving BYETTA and reported more frequently than with placebo included asthenia (mostly reported as weakness), decreased appetite, gastroesophageal reflux disease, and hyperhidrosis. Patients in the extension studies at 52 weeks experienced similar types of adverse events observed in the 30-week controlled trials.

In 30-week controlled trials, the incidence of withdrawal due to adverse events was 7% for BYETTA-treated patients and 3% for placebo-treated patients. The most common adverse events leading to withdrawal for BYETTA-treated patients were nausea (3% of patients) and vomiting (1%). For placebo-treated patients,  $< 1\%$  withdrew due to nausea and 0% due to vomiting.

### Immunogenicity

Consistent with the potentially immunogenic properties of protein and peptide pharmaceuticals, patients may develop anti-exenatide antibodies following treatment with BYETTA. In most patients who develop antibodies, antibody titers diminish over time. In the 30-week controlled trials 38% of patients had low titer anti-exenatide antibodies at 30 weeks. For this group, the level of glycemic control (HbA<sub>1c</sub>) was generally comparable to that observed in those without antibody titers. An additional 6% of patients had higher titer antibodies at 30 weeks. In about half of this 6% (3% of the total patients given BYETTA in the controlled studies), the glycemic response to BYETTA appeared attenuated; the remainder had a glycemic response consistent with that of patients without antibodies. Patients who developed anti-exenatide antibodies had similar rates and types of adverse events as those with no anti-exenatide antibodies.

## **OVERDOSAGE**

In a clinical study of BYETTA, three patients with type 2 diabetes each experienced a single overdose of 100 mcg SC (10 times the maximum recommended dose). Effects of the overdoses included severe nausea, severe vomiting, and rapidly declining blood glucose concentrations. One of the three patients experienced severe hypoglycemia requiring parenteral glucose administration. The three patients recovered without complication. In the event of overdose, appropriate supportive treatment should be initiated according to the patient's clinical signs and symptoms.

## **DOSAGE AND ADMINISTRATION**

BYETTA therapy should be initiated at 5 mcg per dose administered twice daily at any time within the 60-minute period before the morning and evening meals. BYETTA should not be administered after a meal. Based on clinical response, the dose of BYETTA can be increased to 10 mcg twice daily after 1 month of therapy. Each dose should be administered as a SC injection in the thigh, abdomen, or upper arm.

BYETTA is recommended for use in patients with type 2 diabetes mellitus who are already receiving metformin, a sulfonylurea, or both and have suboptimal glycemic control. When BYETTA is added to metformin therapy, the current dose of metformin can be continued as it is unlikely that the dose of metformin will require adjustment due to hypoglycemia when used with BYETTA. When BYETTA is added to sulfonylurea therapy, a reduction in the dose of sulfonylurea may be considered to reduce the risk of hypoglycemia (see PRECAUTIONS, Hypoglycemia).

BYETTA is a clear and colorless liquid and should not be used if particles appear or if the solution is cloudy or colored. BYETTA should not be used past the expiration date. No data are available on the safety or efficacy of intravenous or intramuscular injection of BYETTA.

## **STORAGE**

BYETTA should be stored refrigerated at 36°F to 46°F (2°C to 8°C), protected from light. The pen should be discarded 30 days after first use, even if some drug remains in the pen. Do not freeze. Do not use BYETTA if it has been frozen.

## **HOW SUPPLIED**

BYETTA is supplied as a sterile solution for subcutaneous injection containing 250 mcg/mL exenatide. The following packages are available:

5 mcg per dose, 60 doses, 1.2 mL prefilled pen	NDC 66780-210-07
10 mcg per dose, 60 doses, 2.4 mL prefilled pen	NDC 66780-210-08

## **Rx ONLY**

Manufactured for Amylin Pharmaceuticals, Inc., San Diego, CA 92121  
Marketed by Amylin Pharmaceuticals, Inc. and Eli Lilly and Company  
1-800-868-1190  
<http://www.BYETTA.com>



Literature Issued April 2005

© 2005 Amylin Pharmaceuticals, Inc.

822001-BB

## **Patient Information**

### **BYETTA™ (bye-A-tuh) exenatide injection**

Read this Patient Information and the Pen User Manual that come with BYETTA before you start using it and each time you get a refill. There may be new information. This Patient Information does not take the place of talking with your healthcare provider about your medical condition or your treatment. **If you have questions about BYETTA after reading this information, ask your healthcare provider or pharmacist.**

### **What is BYETTA?**

BYETTA is an injectable medicine used to improve blood sugar control in adults with type 2 diabetes. BYETTA is used with metformin or another type of antidiabetic medicine called sulfonylureas. It may also be used with a combination of metformin and a sulfonylurea. There are many antidiabetic medicines that contain a sulfonylurea. Ask your healthcare provider or pharmacist if you are not sure if your antidiabetic medicine contains a sulfonylurea.

BYETTA is not a substitute for insulin in patients whose diabetes requires insulin treatment. BYETTA has not been studied in children.

### **Who should not use BYETTA?**

**Do not use BYETTA if:**

- You are allergic to exenatide or any of the other ingredients in BYETTA. See the end of this Patient Information for a complete list of ingredients.

### **What should I tell my healthcare provider before using BYETTA?**

Tell your healthcare provider about all of your medical conditions including if you:

- Have severe problems with your stomach (gastroparesis) or food digestion. BYETTA slows stomach emptying so food passes more slowly through your stomach.
- Have severe kidney disease or you are on dialysis.
- Are pregnant or planning to become pregnant. It is not known if BYETTA may harm your unborn child.

- Are breastfeeding. It is not known if BYETTA passes into your milk and can harm your child.

**Tell your healthcare provider about all the medicines you take including prescription and nonprescription medicines, vitamins, and herbal supplements.**

BYETTA slows stomach emptying and can affect medicines that need to pass through the stomach quickly. Ask your healthcare provider if the time at which you take any of your oral medicines (for example, birth control pills, antibiotics) should be changed.

Know the medicines you take. Keep a list of them with you to show your healthcare provider and pharmacist each time you get a new medicine.

## **How should I use BYETTA?**

**See the accompanying Pen User Manual for instructions for using the BYETTA Pen and injecting BYETTA.** BYETTA comes in a prefilled pen. Two prefilled pens (5 mcg or 10 mcg) are available, depending on your prescribed dose (5 mcg or 10 mcg, twice a day). Each pen has 60 doses to provide 30 days of twice-a-day injections. You must do a “New Pen Set-Up” (see User Manual) one time only, when starting a new prefilled BYETTA Pen. If you do this “New Pen Set-Up” before each injection, you will run out of medicine before 30 days.

- Use BYETTA exactly as prescribed by your healthcare provider. Your dose may be increased after using BYETTA for 30 days. Do not change your dose unless your healthcare provider has told you to change your dose. Your healthcare provider must teach you how to inject BYETTA before you use it for the first time. If you have questions or do not understand the instructions, talk to your healthcare provider or pharmacist.
- Pen needles are not included. Ask your healthcare provider which needle length and gauge is best for you.
- Inject your dose of BYETTA under the skin (subcutaneous injection) of your upper leg (thigh), stomach area (abdomen), or upper arm.
- BYETTA is injected, twice a day, at any time within the 60 minutes (1 hour) **before** your morning and evening meals. **Do not** take BYETTA after your meal.
- If you miss a dose of BYETTA, skip that dose and take your next dose at the next prescribed time. **Do not** take an extra dose or increase the amount of your next dose to make up for the one you missed.
- If you use too much BYETTA, call your healthcare provider or poison control center right away. You may need medical treatment right away. Too much BYETTA can cause nausea, vomiting, dizziness, or symptoms of low blood sugar.

## **What are the possible side effects of BYETTA?**

**When BYETTA is used with a medicine that contains a sulfonylurea, low blood sugar (hypoglycemia) can occur.** The dose of your sulfonylurea medicine may need to be reduced while you use BYETTA. The signs and symptoms of low blood sugar may include headache, drowsiness, weakness, dizziness, confusion, irritability, hunger, fast heartbeat, sweating, and feeling jittery. Your healthcare provider should tell you how to treat low blood sugar.

The most common side effects with BYETTA include nausea, vomiting, diarrhea, dizziness, headache, feeling jittery, and acid stomach. Nausea is most common when first starting BYETTA, but decreases over time in most patients.

BYETTA may reduce your appetite, the amount of food you eat, and your weight. No changes in your dose are needed for these side effects.

Talk to your healthcare provider about any side effect that bothers you or that does not go away.

These are not all the side effects with BYETTA. Ask your healthcare provider or pharmacist for more information.

## **How should I store BYETTA?**

- Store your new, unused BYETTA Pen in the original carton in a refrigerator at 36°F to 46°F (2°C to 8°C) protected from light. Do not freeze. Throw away any BYETTA Pen that has been frozen.
- Once in use, your BYETTA Pen also should be kept refrigerated or kept cold at 36°F to 46°F (2°C to 8°C).
- Use a BYETTA Pen for only 30 days. Throw away a used BYETTA Pen after 30 days, even if some medicine remains in the pen.
- BYETTA should not be used after the expiration date printed on the label.
- Do not store the BYETTA Pen with the needle attached. If the needle is left on, medicine may leak from the BYETTA Pen or air bubbles may form in the cartridge.
- **Keep your BYETTA Pen, pen needles, and all medicines out of the reach of children.**

## **General information about BYETTA**

Medicines are sometimes prescribed for conditions that are not listed in the Patient Information. Do not use BYETTA for a condition for which it was not prescribed. Do not give BYETTA to other people, even if they have the same symptoms you have. It may harm them.

Your food and exercise plan, along with your periodic blood sugar testing and scheduled A1C (also known as HbA<sub>1c</sub>) checks, will continue to be important in managing your diabetes while you are taking BYETTA.

This Patient Information includes the most important information you should know about using BYETTA. If you would like more information, talk with your healthcare provider. You can ask your healthcare provider or pharmacist for information about BYETTA that is written for health professionals.

- More information on BYETTA can be found at <http://www.BYETTA.com>.
- BYETTA Customer Service is available 24 hours a day at 1-800-868-1190.

## **What are the ingredients in BYETTA?**

**Active Ingredient:** exenatide

**Inactive Ingredients:** metacresol, mannitol, glacial acetic acid, and sodium acetate trihydrate in water for injection.

Manufactured for Amylin Pharmaceuticals, Inc., San Diego, CA 92121  
Marketed by Amylin Pharmaceuticals, Inc. and Eli Lilly and Company

Literature Issued April 2005

© 2005 Amylin Pharmaceuticals, Inc.

823001-BB

Read and follow these instructions carefully.

**Byetta**  
exenatide injection

250 mcg/mL, 1.2 mL

**5**  
mcg



PV 5010 UCP



## User Manual

### BYETTA™ exenatide injection Prefilled Pen

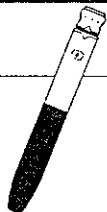
#### Instructions for Use

Read and follow these instructions carefully.

Also, read the *Patient Information* insert inside your pen carton.

#### Pen Features

- A prefilled pen containing 60 subcutaneous doses of BYETTA for 30 days of use.
- The pen delivers a fixed 5 mcg dose.



## Important Notes

Read these instructions carefully before using your BYETTA Pen. Failure to follow these instructions completely may result in a wrong dose, a broken pen, or an infection, for example.

- Check the label on your pen before each use to make sure you are using your 5 mcg BYETTA Pen.
- You must follow instructions in the **New Pen Setup** section for each new pen before its first use. See **Questions and Answers**, number 1.
- The **New Pen Setup** is only done before each new pen is used for the first time.
- If any part of your pen appears broken or damaged, do not use the pen. Call toll free 800-868-1190.
- This pen is not recommended for use by blind or visually impaired persons without the assistance of a person trained in the proper use of the product.
- **DO NOT TRANSFER THIS MEDICATION TO A SYRINGE.**
- Make sure the liquid in the BYETTA cartridge is clear, colorless and free of particles. If not, do not use the pen.
- Follow the instructions for sanitary injection technique recommended by your health care professional.

## Needles

- Pen needles not included. Ask your health care professional which needle length and gauge is best for you.
- Use a new needle for each injection. If needles are reused, you may get a wrong dose, a broken pen, or an infection, for example.
- Do not share your pen or needles.
- Be sure the needle is completely attached to the pen before use. Do not push the injection button unless a needle is attached to the pen.
- Remove the needle after completing each injection.
- Throw away used needles in a puncture-resistant container or as directed by your health care professional.
- Do not throw away the pen with a needle attached.
- Keep your needles out of the reach of children.
- Health care professionals or other caregivers should follow local or institutional policies regarding needle handling.

## Storage

- Store your unused BYETTA Pen in the original carton in a refrigerator at 36°F to 46°F (2°C to 8°C) protected from light. Do not freeze. Throw away any BYETTA Pen that has been frozen.
- After first use, your BYETTA Pen should be refrigerated or kept cold 36°F to 46°F (2°C to 8°C) when not in use.
- You can use your BYETTA Pen for up to 30 days after setting up a new pen for first use. **After 30 days, throw away the BYETTA Pen, even if it is not completely empty.** Mark the date when you first used your pen and the date 30 days later in the space provided in this User Manual.
- When carrying the pen away from home, store the pen in a way that keeps it cold 36°F to 46°F (2°C to 8°C) and dry.
- BYETTA should not be used after the expiration date printed on the label.
- Do not store the pen with the needle attached. If the needle is left on, BYETTA may leak from the pen and air bubbles may form in the cartridge.
- Keep your pen out of the reach of children.

## Cleaning

- If needed, wipe the outside of the pen with a clean, damp cloth.
- White particles may appear on the outside tip of the cartridge during normal use. You may remove them with an alcohol wipe or alcohol swab.



## Questions and Answers

### 1. Do I need to do the New Pen Setup before every dose?

No. The **New Pen Setup** is only done before each new pen is used for the first time. The purpose of the setup is to check the flow of BYETTA from the tip of the needle. The small amount used in the **New Pen Setup** will not affect the 30-day supply of BYETTA. If you repeat the **New Pen Setup** before each Routine Use, you will not receive 30 days of BYETTA from your pen.



### 2. Why is it hard to push the injection button in all the way?


The injection button may be hard to push because no needle is attached, the needle is not correctly attached or because the needle is clogged.


- 1) Attach a new needle. Make sure the needle is on straight and screwed on all the way.
- 2) Hold pen with needle pointing up and push the injection button in all the way. Several drops or a tiny stream of BYETTA will come from the needle tip.
- 3) If nothing comes from the needle tip, call toll free 800-868-1190.


### 3. Why can't I pull, dial or push the dose knob?


Check the symbol in the dose window and follow the steps next to the matching symbol.

If  is in the dose window, pull the dose knob out until  appears. If you can't pull the dose knob out, call toll free 800-868-1190 for assistance.

If  is in the dose window and the dose knob won't turn, the cartridge in your BYETTA Pen may not have enough liquid to deliver a full dose. A small amount of BYETTA will always remain in the cartridge. If the cartridge contains a small amount or appears empty, obtain a new BYETTA Pen.

If  and part of the 5 is in the dose window and the dose knob can't be pushed in, the dose knob was not dialed all the way. Continue dialing until 5 clearly appears in the dose window.

If  is in the dose window and the dose knob won't turn, the injection button was not pushed in all the way and a complete dose was not delivered. Follow these steps:

- 1) Hold the pen with needle up and push the injection button in. Continue holding the injection button in and count slowly to 5. Then turn the dose knob clockwise until  appears in the dose window.
- 2) If you cannot turn the dose knob, the needle may be clogged. Replace the needle and repeat step 1) above.
- 3) If you still cannot turn the dose knob, call toll free 800-868-1190 for assistance.
- 4) For your next dose, be sure to push and hold the injection button in and count slowly to 5 before removing needle from skin.


### 4. Why are there air bubbles in the cartridge?

If the pen is stored with a needle attached, air bubbles may form in the cartridge. Do not store the pen with the needle attached. A small air bubble will not affect your dose.

### 5. Why do I hear click(s) during injection?

During injection, you may hear one or more clicks. This is normal pen operation. The clicks do not indicate the end of injection.

### 6. How can I tell when the injection is complete?

The injection is complete when the injection button stops and  is seen completely in the dose window. Continue depressing and holding the injection button while you count slowly to 5 to ensure you get your full dose.

### 7. Why is BYETTA leaking from the needle after I finished my dose?

A complete dose was not delivered.

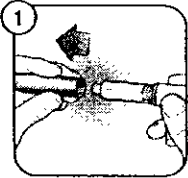
- 1) You did not get your full dose. Consult with your health care professional about how to handle a partial dose.
- 2) For next dose, make sure to push and hold the injection button in and count slowly to 5 before removing needle from skin.

### 8. What should I do if BYETTA does not come out of the needle tip during New Pen Setup?

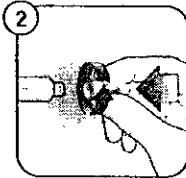
Carefully replace the outer needle shield and remove the needle. Attach a new needle, and repeat the instructions in **New Pen Setup**. If liquid is seen, setup is complete. If liquid is not seen, call toll free 800-868-1190.

**New Pen Setup**

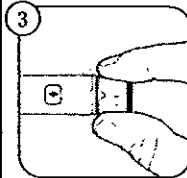
**Read This First** before each new pen is used for the first time. Set up pen **only** at the start of its 30 days of use.



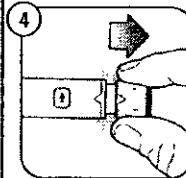
Wash hands prior to use.  
Check pen label before each use to make sure it is your BYETTA 5 mcg Pen.  
Pull off blue pen cap.  
Check BYETTA in the cartridge. The liquid should be clear, colorless and free of particles. If not, do not use.



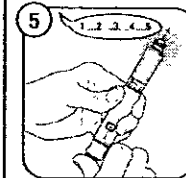
Remove paper tab from outer needle shield.  
Push capped needle straight onto pen.  
Screw needle on until secure.  
Pull off outer needle shield. **Do not** throw away.  
Pull off inner needle shield and throw away.



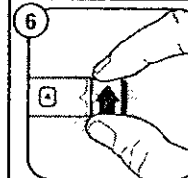
Check that is in dose window.  
If not, turn dose knob clockwise until it stops and is in dose window.



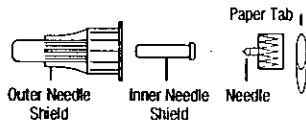
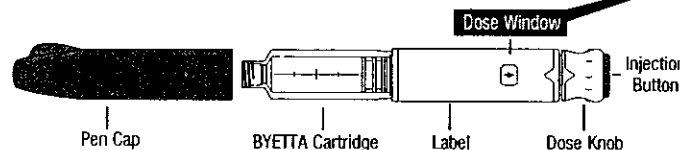
Pull dose knob out until it stops and is in dose window.  
 is in dose window.  
Turn dose knob clockwise until it stops and is in dose window.



With needle pointing up, push injection button in until it stops.  
Hold injection button in and count slowly to 5.  
If BYETTA does not come from needle tip, repeat steps 3, 4, and 5 of New Pen Setup with the same needle up to three more times. If BYETTA still does not come from needle tip, see Questions and Answers, number 8.



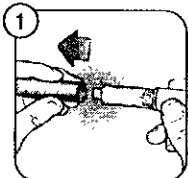
When is in dose window, pen is ready to reset.  
Turn dose knob clockwise until it stops, and is in dose window.  
Go to Dial the Dose section below.  
Important: Do not repeat New Pen Setup before each routine use. If you repeat the New Pen Setup before each Routine Use, you will not receive 30 days of BYETTA from your pen.

**Pen Needle Parts**  
(Needles Not Included)**BYETTA Pen Parts****Dose Window Symbols:**

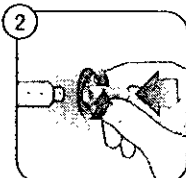
- ready to pull dose knob out
- ready to turn to dose position
- ready to inject 5 mcg
- dose knob in and ready to reset

**Routine Use** Follow these instructions for each routine injection.**Attach the Needle**

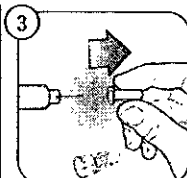
Check pen label before each use to make sure it is your BYETTA 5 mcg Pen.  
Use a new needle for each injection.



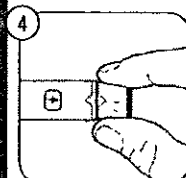
Wash hands prior to use.  
Pull off blue pen cap.  
Check BYETTA in the cartridge. The liquid should be clear, colorless and free of particles. If not, do not use.



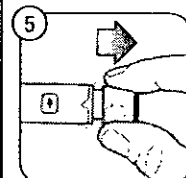
Remove paper tab from outer needle shield.  
Push capped needle straight onto pen.  
Screw needle on until secure.



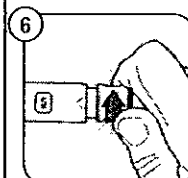
Pull off outer needle shield. **Do not** throw away.  
Pull off inner needle shield and throw away.



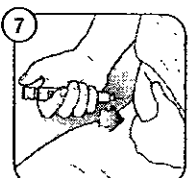
Check that is in dose window.  
If not, turn dose knob clockwise until it stops and is in dose window.



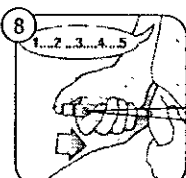
Pull dose knob out until it stops and is in dose window.



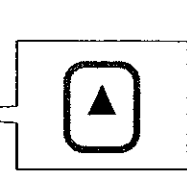
Turn dose knob clockwise until it stops and is in dose window.  
Note: If you cannot turn dose knob clockwise to see Questions and Answers, number 3.

**Inject the Dose**

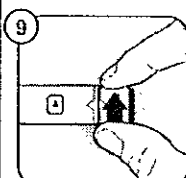
Insert needle into skin using injection technique recommended by your health care professional.



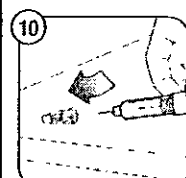
Use thumb to push injection button until it stops.  
Hold injection button in and count slowly to 5 to deliver full dose. When injection is complete, is in dose window.



Dose is complete and pen is ready to reset.



To reset, turn dose knob clockwise until it stops and is in dose window.  
Note: If you cannot turn dose knob, your full dose has not been delivered. See Questions and Answers, number 3.



Carefully replace outer needle shield.  
Unscrew needle and place in a puncture-resistant container.  
Note: Remove needle after each injection. If needle is left on, you may get a wrong dose, a broken pen, or an infection.  
Replace blue cap on pen and store in refrigerator.

**1st use date**

\_\_\_\_/\_\_\_\_/\_\_\_\_  
Throw away 30 days after first use date,  
OR  
on expiration date printed on pen label, whichever date comes first.

**Throw away date**

\_\_\_\_/\_\_\_\_/\_\_\_\_

For additional information call toll free: 800-868-1190 or visit [www.BYETTA.com](http://www.BYETTA.com)

Manufactured for Amgen Pharmaceuticals, Inc., San Diego, CA 92121  
Marketed by Amgen Pharmaceuticals, Inc. and Eli Lilly and Company  
Literature issued April 2005  
All rights reserved. PV 5010 UCP



Read and follow these instructions carefully.

**Byetta™**  
exenatide injection

250 mcg/mL, 2.4 mL

**10**  
mcg

PV 5020 UCP



## User Manual

### BYETTA™ exenatide injection Prefilled Pen

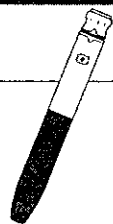
#### Instructions for Use

Read and follow these instructions carefully.

Also, read the *Patient Information* insert inside your pen carton.

#### Pen Features

- A prefilled pen containing 60 subcutaneous doses of BYETTA for 30 days of use.
- The pen delivers a fixed 10 mcg dose.



## Important Notes

Read these instructions carefully before using your BYETTA Pen. Failure to follow these instructions completely may result in a wrong dose, a broken pen, or an infection, for example.

- Check the label on your pen before each use to make sure you are using your 10 mcg BYETTA Pen.
- You must follow instructions in the New Pen Setup section for each new pen before its first use. See Questions and Answers, number 1.
- The New Pen Setup is only done before each new pen is used for the first time.
- If any part of your pen appears broken or damaged, do not use the pen. Call toll free 800-868-1190.
- This pen is not recommended for use by blind or visually impaired persons without the assistance of a person trained in the proper use of the product.
- DO NOT TRANSFER THIS MEDICATION TO A SYRINGE.
- Make sure the liquid in the BYETTA cartridge is clear, colorless and free of particles. If not, do not use the pen.
- Follow the instructions for sanitary injection technique recommended by your health care professional.

## Needles

- Pen needles not included. Ask your health care professional which needle length and gauge is best for you.
- Use a new needle for each injection. If needles are reused, you may get a wrong dose, a broken pen, or an infection, for example.
- Do not share your pen or needles.
- Be sure the needle is completely attached to the pen before use. Do not push the injection button unless a needle is attached to the pen.
- Remove the needle after completing each injection.
- Throw away used needles in a puncture-resistant container or as directed by your health care professional.
- Do not throw away the pen with a needle attached.
- Keep your needles out of the reach of children.
- Health care professionals or other caregivers should follow local or institutional policies regarding needle handling.

## Storage

- Store your unused BYETTA Pen in the original carton in a refrigerator at 36°F to 46°F (2°C to 8°C) protected from light. Do not freeze. Throw away any BYETTA Pen that has been frozen.
- After first use, your BYETTA Pen should be refrigerated or kept cold 36°F to 46°F (2°C to 8°C) when not in use.
- You can use your BYETTA Pen for up to 30 days after setting up a new pen for first use. After 30 days, throw away the BYETTA Pen, even if it is not completely empty. Mark the date when you first used your pen and the date 30 days later in the space provided in this User Manual.
- When carrying the pen away from home, store the pen in a way that keeps it cold 36°F to 46°F (2°C to 8°C) and dry.
- BYETTA should not be used after the expiration date printed on the label.
- Do not store the pen with the needle attached. If the needle is left on, BYETTA may leak from the pen and air bubbles may form in the cartridge.
- Keep your pen out of the reach of children.

## Cleaning

- If needed, wipe the outside of the pen with a clean, damp cloth.
- White particles may appear on the outside tip of the cartridge during normal use. You may remove them with an alcohol wipe or alcohol swab.



## Questions and Answers

### 1. Do I need to do the New Pen Setup before every dose?

No. The New Pen Setup is only done before each new pen is used for the first time. The purpose of the setup is to check the flow of BYETTA from the tip of the needle. The small amount used in the New Pen Setup will not affect the 30-day supply of BYETTA. If you repeat the New Pen Setup before each Routine Use, you will not receive 30 days of BYETTA from your pen.

### 2. Why is it hard to push the injection button in all the way?

The injection button may be hard to push because no needle is attached, the needle is not correctly attached or because the needle is clogged.

- 1) Attach a new needle. Make sure the needle is on straight and screwed on all the way.
- 2) Hold pen with needle pointing up and push the injection button in all the way. Several drops or a tiny stream of BYETTA will come from the needle tip.
- 3) If nothing comes from the needle tip, call toll free 800-868-1190.

### 3. Why can't I pull, dial or push the dose knob?

Check the symbol in the dose window and follow the steps next to the matching symbol.

If is in the dose window, pull the dose knob out until appears. If you can't pull the dose knob out, call toll free 800-868-1190 for assistance.

If is in the dose window and the dose knob won't turn, the cartridge in your BYETTA Pen may not have enough liquid to deliver a full dose. A small amount of BYETTA will always remain in the cartridge. If the cartridge contains a small amount or appears empty, obtain a new BYETTA Pen.

If and part of the 10 is in the dose window and the dose knob can't be pushed in, the dose knob was not dialed all the way. Continue dialing until 10 clearly appears in the dose window.

If is in the dose window and the dose knob won't turn, the injection button was not pushed in all the way and a complete dose was not delivered. Follow these steps:

- 1) Hold the pen with needle up and push the injection button in. Continue holding the injection button in and count slowly to 5. Then turn the dose knob clockwise until appears in the dose window.
- 2) If you cannot turn the dose knob, the needle may be clogged. Replace the needle and repeat step 1) above.
- 3) If you still cannot turn the dose knob, call toll free 800-868-1190 for assistance.
- 4) For your next dose, be sure to push and hold the injection button in and count slowly to 5 before removing needle from skin.

### 4. Why are there air bubbles in the cartridge?

If the pen is stored with a needle attached, air bubbles may form in the cartridge. Do not store the pen with the needle attached. A small air bubble will not affect your dose.

### 5. Why do I hear click(s) during injection?

During injection, you may hear one or more clicks. This is normal pen operation. The clicks do not indicate the end of injection.

### 6. How can I tell when the injection is complete?

The injection is complete when the injection button stops and is seen completely in the dose window. Continue depressing and holding the injection button while you count slowly to 5 to ensure you get your full dose.

### 7. Why is BYETTA leaking from the needle after I finished my dose?

A complete dose was not delivered.

- 1) You did not get your full dose. Consult with your health care professional about how to handle a partial dose.
- 2) For next dose, make sure to push and hold the injection button in and count slowly to 5 before removing needle from skin.

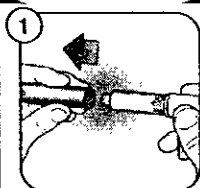
### 8. What should I do if BYETTA does not come out of the needle tip during New Pen Setup?

Carefully replace the outer needle shield and remove the needle. Attach a new needle, and repeat the instructions in New Pen Setup. If liquid is seen, setup is complete. If liquid is not seen, call toll free 800-868-1190.

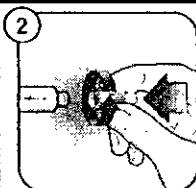


## New Pen Setup

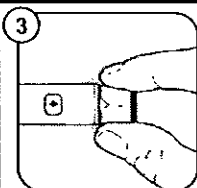
**Read This First** before each new pen is used for the first time. Set up pen **only** at the start of its 30 days of use.



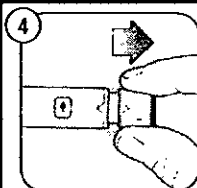
Wash hands prior to use.  
Check pen label before each use to make sure it is your BYETTA 10 mcg Pen.  
Pull off blue pen cap.  
Check BYETTA in the cartridge. The liquid should be clear, colorless and free of particles. If not, do not use.



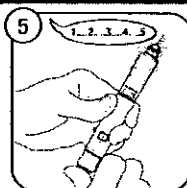
Remove paper tab from outer needle shield.  
Push capped needle straight onto pen.  
Screw needle on until secure.  
Pull off outer needle shield. **Do not throw away.**  
Pull off inner needle shield and throw away.



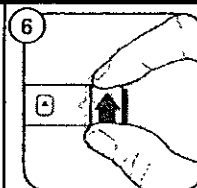
Check that is in dose window.  
If not, turn dose knob clockwise until it stops and is in dose window.



Pull dose knob out until it stops and is in dose window.  
 is in dose window.  
Turn dose knob clockwise until it stops and is in dose window.

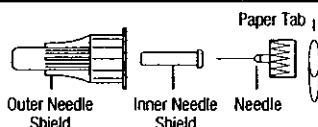


With needle pointing up, push injection button in until it stops.  
Hold injection button in and count slowly to 5.  
If BYETTA does not come from needle tip, repeat steps 3, 4, and 5 of New Pen Setup with the same needle up to three more times. If BYETTA still does not come from needle tip, see **Questions and Answers**, number 8.

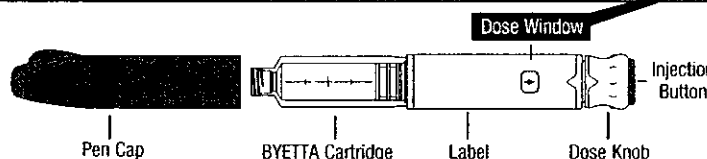


When is in dose window, pen is ready to reset.  
Turn dose knob clockwise until it stops, and is in dose window.  
Go to **Dial the Dose** section below.  
**Important:** Do not repeat New Pen Setup before each routine use. If you repeat the New Pen Setup before each Routine Use, you will not receive 30 days of BYETTA from your pen.

## Pen Needle Parts (Needles Not Included)



## BYETTA Pen Parts



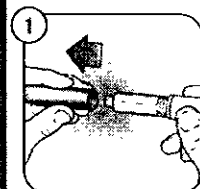
## Dose Window Symbols

- ready to pull dose knob out
- ready to turn to dose position
- ready to inject 10 mcg
- dose knob in and ready to reset

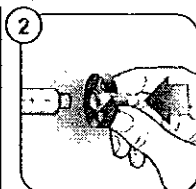
## Routine Use Follow these instructions for each routine injection.

### Attach the Needle

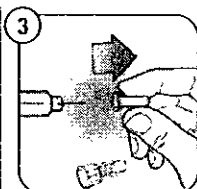
Check pen label before each use to make sure it is your BYETTA 10 mcg Pen.  
Use a new needle for each injection.



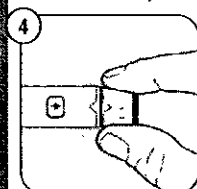
Wash hands prior to use.  
Pull off blue pen cap.  
Check BYETTA in the cartridge. The liquid should be clear, colorless and free of particles. If not, do not use.



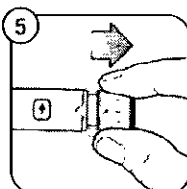
Remove paper tab from outer needle shield.  
Push capped needle straight onto pen.  
Screw needle on until secure.



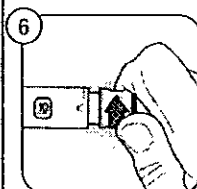
Pull off outer needle shield. **Do not throw away.**  
Pull off inner needle shield and throw away.



Check that is in dose window.  
If not, turn dose knob clockwise until it stops and is in dose window.

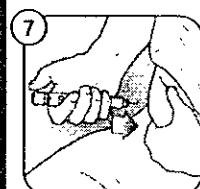


Pull dose knob out until it stops and is in dose window.

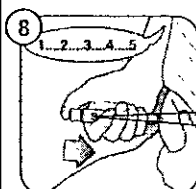


Turn dose knob clockwise until it stops and is in dose window.  
**Note:** If you cannot turn dose knob clockwise to see **Questions and Answers**, number 3.

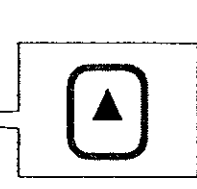
### Inject the Dose



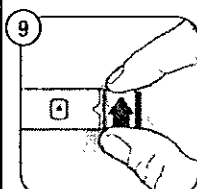
Insert needle into skin using injection technique recommended by your health care professional.



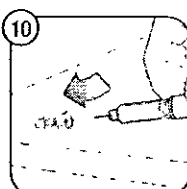
Use thumb to push injection button until it stops.  
**Hold injection button in and count slowly to 5 to deliver full dose.**  
When injection is complete, is in dose window.



Dose is complete and pen is ready to reset.



To reset, turn dose knob clockwise until it stops and is in dose window.  
**Note:** If you cannot turn dose knob, your full dose has not been delivered. See **Questions and Answers**, number 3.



Carefully replace outer needle shield.  
Unscrew needle and place in a puncture-resistant container.  
**Note:** Remove needle after each injection. If needle is left on, you may get a wrong dose, a broken pen, or an infection.  
Replace blue cap on pen and store in refrigerator.

## 1st use date

\_\_\_\_/\_\_\_\_/\_\_\_\_  
Throw away 30 days after first use date,  
OR  
on expiration date printed on pen label, whichever date comes first.

## Throw away date

\_\_\_\_/\_\_\_\_/\_\_\_\_  
**For additional information call toll free: 800-868-1190 or visit [www.BYETTA.com](http://www.BYETTA.com)**

Manufactured for Amgen Pharmaceuticals, Inc., San Diego, CA 92121  
Marketed by Amgen Pharmaceuticals, Inc. and Eli Lilly and Company  
Literature issued April 2005  
All rights reserved. PY 5020 UCP

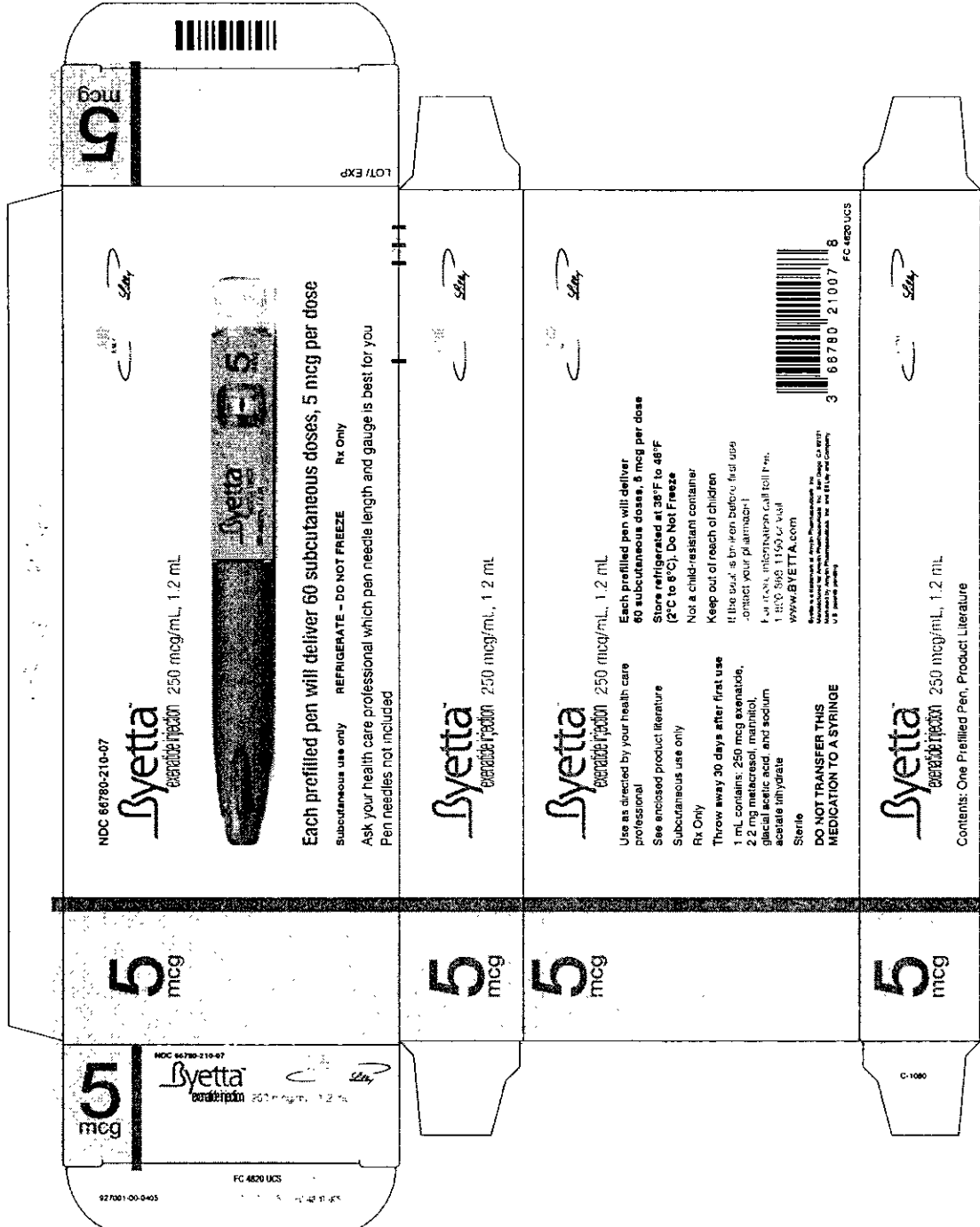


COLOR ID	Item Code: FC 4820 UCS
	Colors:
	Pantone Black 6 FC 4820 UCS
	60% Reg. FC 4820 UCS
COATING	C-1080-LE02

ENGINEER'S APPROVAL	C-1080-LE02
	Finishing Line No.: E1
	Approved by: Pierre Labejot
	Date: 1-4-05
INDICATES NON VARNISH AREA COPY LIVE MATTER AREA, 1/16" FROM DIE	

LILLY APPROVALS	Carton No.: 1080	
	KC Drawing No: 120405	
	View: Printed Side Up	
	Graphics Operator:	Date:
DIE ID	Proofreader:	Date:
	Label Editor	Date:
	or Label Editor Asst:	Date:
	Printing Quality Control:	Date:

VENDOR APPROVALS	Production Order Number:	
	Item Number:	Scanner Code:
	OK FOR PRODUCTION (copy only)	Client Services: Date:
	FINAL OK	Production Engineering: Date:





COLOR ID	Item Code: FC 4830 UCS
	Colors:
	Pantone Black 6 FC 4830 UCS
	04.15 (m) 1.11 (4.33) U.P.
COATING C-1080-LE02	

ENGINEER'S APPROVAL	C-1080-LE02
	Finishing Line No.: E1
	Approved by: Pierre Labejot
	Date: 1-4-05
INDICATES NON-VARNISH AREA	
COPY LIVE MATTER AREA 1/16" FROM DIE	

LILLY APPROVALS	Carton No.: 1080	
	KC Drawing No: 120485	
	View: Printed Side Up	
	Graphics Operator:	Date:
	Proofreader:	Date:
	Label Editor or Label Editor Asst:	Date:
	Printing Quality Control:	Date:

VENDOR APPROVALS	C-1080-LB0	
	Approved by:	
	Date:	
	Production Order Number:	Scanner Code:
OK FOR PRODUCTION	Item Number:	Client Services:
	(copy only)	Date:
	FINAL OK	Production Engineering:
		Date:





DIE ID	Die No.: 1910		BKGD ID	D-1910-LB01	
	KC Drawing No: N/A View: Printed Side Up			Approved by: Gialdy Irizarry Date: 07/26/04	
LILLY APPROVALS	Graphics Operator:                      Date:		VENDOR APPROVALS	Production Order Number:	
	Proofreader:                              Date:			Item Number:                      Scanner Code:	
	Label Editor or Label Editor Asst:                      Date:			OK FOR PRODUCTION (copy only)                      Client Services: Date:	
	Printing Quality Control:                              Date:			FINAL OK                      Production Engineering: Date:	
COLOR ID	Item Code: WX 0810 UCX				
	Colors:				
	BLACK	WX 0810 UCX			
	0485 RED	WX 0810 UCX			
	7459 BLUE	WX 0810 UCX			
	3145 BLUE	WX 0810 UCX			
	COATING	D-1910-LE01	ENGINEER'S APPROVAL	D-1910-LE01	
				Finishing Line No.: E1	
				Approved by: Gialdy Irizarry	
				Date: 4/12/04	
				Finishing Line No.:	
				Approved by:	
				Date:	

LOT

EXP

THROW AWAY 30 DAYS AFTER FIRST USE  
EACH PREFILLED PEN WILL DELIVER  
60 SUBCUTANEOUS DOSES, 10 mcg PER DOSE

**Byetta™**  
exenatide injection

250 mcg/mL, 2.4 mL

REFRIGERATE - DO NOT FREEZE  
DO NOT TRANSFER THIS MEDICATION TO A SYRINGE

Manufactured for Amylin Pharmaceuticals, Inc., San Diego, CA 92121  
Marketed by Amylin Pharmaceuticals, Inc. and Eli Lilly and Company

Rx Only  
821002-00-0405

NDC 66780-210-08

3 66780 21008 5

\*WX0820UCX

DIE ID	Die No.: 1910
	KC Drawing No: N/A
	View: Printed Side Up

BKGD ID	D-1910-LB01
	Approved by: Gialdy Irizarry
	Date: 07/26/04

LILLY APPROVALS	Graphics Operator:	Date:
	Proofreader:	Date:
	Label Editor or Label Editor Asst:	Date:
	Printing Quality Control:	Date:

VENDOR APPROVALS	Production Order Number:
	Item Number: Scanner Code:
	OK FOR PRODUCTION (copy only) Client Services: Date:
	FINAL OK Production Engineering: Date:

COLOR ID	Item Code: WX 0820 UCX
	Colors:
	BLACK WX 0820 UCX 0485 RED WX 0820 UCX 3145 BLUE WX 0820 UCX
	COATING D-1910-LE01

ENGINEER'S APPROVAL	D-1910-LE01
	Finishing Line No.: E1
	Approved by: Gialdy Irizarry
	Date: 4/12/04
	Finishing Line No.:
	Approved by:
Date:	