

**CENTER FOR DRUG EVALUATION AND
RESEARCH**

APPLICATION NUMBER:

207561Orig1s000

LABELING

HIGHLIGHTS OF PRESCRIBING INFORMATION

These highlights do not include all the information needed to use GENVOYA safely and effectively. See full prescribing information for GENVOYA.

GENVOYA® (elvitegravir, cobicistat, emtricitabine, and tenofovir alafenamide) tablets, for oral use
Initial U.S. Approval: 2015

WARNING: LACTIC ACIDOSIS/SEVERE HEPATOMEGALY WITH STEATOSIS and POST TREATMENT ACUTE EXACERBATION OF HEPATITIS B

See full prescribing information for complete boxed warning.

- Lactic acidosis and severe hepatomegaly with steatosis, including fatal cases, have been reported with the use of nucleoside analogs. (5.1)
- GENVOYA is not approved for the treatment of chronic hepatitis B virus (HBV) infection. Severe acute exacerbations of hepatitis B have been reported in patients who are coinfecting with HIV-1 and HBV and have discontinued products containing emtricitabine and/or tenofovir disoproxil fumarate (TDF), and may occur with GENVOYA. Hepatic function should be monitored closely in these patients. If appropriate, initiation of anti-hepatitis B therapy may be warranted. (5.2)

INDICATIONS AND USAGE

GENVOYA is a four-drug combination of elvitegravir, an HIV-1 integrase strand transfer inhibitor (INSTI), cobicistat, a CYP3A inhibitor, and emtricitabine and tenofovir alafenamide (TAF), both HIV-1 nucleoside analog reverse transcriptase inhibitors (NRTIs) and is indicated as a complete regimen for the treatment of HIV-1 infection in adults and pediatric patients 12 years of age and older who have no antiretroviral treatment history or to replace the current antiretroviral regimen in those who are virologically-suppressed (HIV-1 RNA less than 50 copies per mL) on a stable antiretroviral regimen for at least 6 months with no history of treatment failure and no known substitutions associated with resistance to the individual components of GENVOYA. (1)

DOSAGE AND ADMINISTRATION

- Testing: Prior to initiation of GENVOYA, patients should be tested for hepatitis B infection. (2.1)
- Recommended dosage: One tablet taken orally once daily with food. (2.2)
- Renal impairment: GENVOYA is not recommended in patients with estimated creatinine clearance below 30 mL per minute. (2.3)
- Hepatic impairment: GENVOYA is not recommended in patients with severe hepatic impairment. (2.4)

DOSAGE FORMS AND STRENGTHS

Tablets: 150 mg of elvitegravir, 150 mg of cobicistat, 200 mg of emtricitabine, and 10 mg of tenofovir alafenamide. (3)

CONTRAINDICATIONS

Coadministration of GENVOYA is contraindicated with drugs that:

- Are highly dependent on CYP3A for clearance and for which elevated plasma concentrations are associated with serious adverse events. (4)

- Strongly induce CYP3A, which may lead to lower exposure of one or more components and loss of efficacy of GENVOYA and possible resistance. (4)

WARNINGS AND PRECAUTIONS

- Avoid coadministration with other antiretroviral products: Do not use with drugs containing elvitegravir, cobicistat, emtricitabine, tenofovir disoproxil fumarate, lamivudine, ritonavir, or adefovir dipivoxil. (5.3)
- Risk of adverse reactions or loss of virologic response due to drug interactions: The concomitant use of GENVOYA and other drugs may result in known or potentially significant drug interactions, some of which may lead to loss of therapeutic effect of GENVOYA and possible development of resistance; and possible clinically significant adverse reactions from greater exposures of concomitant drugs. (5.4)
- Redistribution/accumulation of body fat: Observed in patients receiving antiretroviral therapy. (5.5)
- Immune reconstitution syndrome: May necessitate further evaluation and treatment. (5.6)
- New onset or worsening renal impairment: Assess creatinine clearance, urine glucose, and urine protein in all patients before initiating GENVOYA therapy and monitor during therapy. Monitor serum phosphorus in patients with chronic kidney disease. (5.7)
- Bone loss and mineralization defects: Consider monitoring BMD in patients with a history of pathologic fracture or other risk factors of osteoporosis or bone loss. (5.8)

ADVERSE REACTIONS

Most common adverse reaction (incidence greater than or equal to 10%, all grades) is nausea. (6.1)

To report SUSPECTED ADVERSE REACTIONS, contact Gilead Sciences, Inc. at 1-800-GILEAD-5 or FDA at 1-800-FDA-1088 or www.fda.gov/medwatch.

DRUG INTERACTIONS

- GENVOYA should not be administered with other antiretroviral medications for treatment of HIV-1 infection. (5.3, 7.1)
- GENVOYA can alter the concentration of drugs metabolized by CYP3A or CYP2D6. Drugs that induce CYP3A can alter the concentrations of one or more components of GENVOYA. Consult the full prescribing information prior to and during treatment for potential drug-drug interactions. (4, 7.2, 7.3, 12.3)

USE IN SPECIFIC POPULATIONS

- Pregnancy: Use during pregnancy only if the potential benefit justifies the potential risk. (8.1)
- Nursing mothers: Women infected with HIV should be instructed not to breastfeed due to the potential for HIV transmission. (8.3)

See 17 for PATIENT COUNSELING INFORMATION and FDA-approved patient labeling.

Revised: 11/2015

FULL PRESCRIBING INFORMATION: CONTENTS*

WARNING: LACTIC ACIDOSIS/SEVERE HEPATOMEGALY WITH STEATOSIS and POST TREATMENT ACUTE EXACERBATION OF HEPATITIS B

1 INDICATIONS AND USAGE

2 DOSAGE AND ADMINISTRATION

- 2.1 Testing Prior to Initiation of GENVOYA
- 2.2 Recommended Dosage in Adults and Pediatric Patients 12 Years of Age and Older with Body Weight at Least 35 kg (at Least 77 lbs)
- 2.3 Dosage Adjustment in Patients with Renal Impairment
- 2.4 Use in Patients with Hepatic Impairment

3 DOSAGE FORMS AND STRENGTHS

4 CONTRAINDICATIONS

5 WARNINGS AND PRECAUTIONS

- 5.1 Lactic Acidosis/Severe Hepatomegaly with Steatosis
- 5.2 Patients Coinfected with HIV-1 and HBV
- 5.3 Avoid Use with Other Antiretroviral Products
- 5.4 Risk of Adverse Reactions or Loss of Virologic Response Due to Drug Interactions
- 5.5 Fat Redistribution
- 5.6 Immune Reconstitution Syndrome
- 5.7 New Onset or Worsening Renal Impairment
- 5.8 Bone Loss and Mineralization Defects

6 ADVERSE REACTIONS

- 6.1 Clinical Trials Experience

7 DRUG INTERACTIONS

- 7.1 Other Antiretroviral Medications
- 7.2 Potential for GENVOYA to Affect Other Drugs
- 7.3 Potential for Other Drugs to Affect One or More Components of GENVOYA
- 7.4 Drugs Affecting Renal Function
- 7.5 Established and Other Potentially Significant Interactions

- 7.6 Drugs without Clinically Significant Interactions with GENVOYA

8 USE IN SPECIFIC POPULATIONS

- 8.1 Pregnancy
- 8.3 Nursing Mothers
- 8.4 Pediatric Use
- 8.5 Geriatric Use
- 8.6 Renal Impairment
- 8.7 Hepatic Impairment

10 OVERDOSAGE

11 DESCRIPTION

12 CLINICAL PHARMACOLOGY

- 12.1 Mechanism of Action
- 12.2 Pharmacodynamics
- 12.3 Pharmacokinetics
- 12.4 Microbiology

13 NONCLINICAL TOXICOLOGY

- 13.1 Carcinogenesis, Mutagenesis, Impairment of Fertility
- 13.2 Animal Toxicology and/or Pharmacology

14 CLINICAL STUDIES

- 14.1 Description of Clinical Trials
- 14.2 Clinical Trial Results in HIV-1 Treatment-Naïve Subjects
- 14.3 Clinical Trial Results in HIV-1 Virologically-Suppressed Subjects Who Switched to GENVOYA
- 14.4 Clinical Trial Results in HIV-1 Infected Subjects with Renal Impairment
- 14.5 Clinical Trial Results in HIV-1 Treatment-Naïve Adolescent Subjects Aged 12 to Less than 18

16 HOW SUPPLIED/STORAGE AND HANDLING

17 PATIENT COUNSELING INFORMATION

* Sections or subsections omitted from the full prescribing information are not listed.

FULL PRESCRIBING INFORMATION

WARNING: LACTIC ACIDOSIS/SEVERE HEPATOMEGALY WITH STEATOSIS and POST TREATMENT ACUTE EXACERBATION OF HEPATITIS B

Lactic acidosis and severe hepatomegaly with steatosis, including fatal cases, have been reported with the use of nucleoside analogs in combination with other antiretrovirals [see *Warnings and Precautions* (5.1)].

GENVOYA is not approved for the treatment of chronic hepatitis B virus (HBV) infection and the safety and efficacy of GENVOYA have not been established in patients coinfecting with human immunodeficiency virus-1 (HIV-1) and HBV. Severe acute exacerbations of hepatitis B have been reported in patients who are coinfecting with HIV-1 and HBV and have discontinued products containing emtricitabine and/or tenofovir disoproxil fumarate (TDF), and may occur with GENVOYA. Hepatic function should be monitored closely with both clinical and laboratory follow-up for at least several months in patients who are coinfecting with HIV-1 and HBV and discontinue GENVOYA. If appropriate, initiation of anti-hepatitis B therapy may be warranted [see *Warnings and Precautions* (5.2)].

1 INDICATIONS AND USAGE

GENVOYA is indicated as a complete regimen for the treatment of HIV-1 infection in adults and pediatric patients 12 years of age and older who have no antiretroviral treatment history or to replace the current antiretroviral regimen in those who are virologically-suppressed (HIV-1 RNA less than 50 copies per mL) on a stable antiretroviral regimen for at least 6 months with no history of treatment failure and no known substitutions associated with resistance to the individual components of GENVOYA [see *Clinical Studies* (14)].

2 DOSAGE AND ADMINISTRATION

2.1 Testing Prior to Initiation of GENVOYA

Prior to initiation of GENVOYA, patients should be tested for hepatitis B infection [see *Warnings and Precautions* (5.2)].

2.2 Recommended Dosage in Adults and Pediatric Patients 12 Years of Age and Older with Body Weight at Least 35 kg (at Least 77 lbs)

The recommended dosage of GENVOYA is one tablet taken orally once daily with food [see *Clinical Pharmacology* (12.3)].

2.3 Dosage Adjustment in Patients with Renal Impairment

No dosage adjustment of GENVOYA is required in patients with estimated creatinine clearance greater than or equal to 30 mL per minute.

GENVOYA is not recommended in patients with estimated creatinine clearance below 30 mL per minute because data in this population is insufficient [see *Warnings and Precautions* (5.7), *Adverse Reactions* (6.1), *Use in Specific Populations* (8.6), *Clinical Pharmacology* (12.3), and *Clinical Studies* (14.3)].

2.4 Use in Patients with Hepatic Impairment

GENVOYA is not recommended in patients with severe hepatic impairment (Child-Pugh Class C) [see *Use in Specific Populations* (8.7) and *Clinical Pharmacology* (12.3)].

3 DOSAGE FORMS AND STRENGTHS

Each GENVOYA tablet contains 150 mg of elvitegravir, 150 mg of cobicistat, 200 mg of emtricitabine, and 10 mg of tenofovir alafenamide (TAF) (equivalent to 11.2 mg of tenofovir alafenamide fumarate).

The tablets are green, capsule-shaped, film-coated tablets, debossed with “GSI” on one side of the tablet and the number “510” on the other side of the tablet.

4 CONTRAINDICATIONS

Coadministration of GENVOYA is contraindicated with drugs that are highly dependent on CYP3A for clearance and for which elevated plasma concentrations are associated with serious and/or life-threatening events. These drugs and other contraindicated drugs (which may lead to reduced efficacy of GENVOYA and possible resistance) are listed in Table 1 [see *Drug Interactions* (7.5) and *Clinical Pharmacology* (12.3)].

Table 1 Drugs that are Contraindicated with GENVOYA

Drug Class	Drugs within Class that are Contraindicated with GENVOYA	Clinical Comment
Alpha 1-Adrenoreceptor Antagonist	Alfuzosin	Potential for increased alfuzosin concentrations, which can result in hypotension.
Anticonvulsants	Carbamazepine* Phenobarbital Phenytoin	Carbamazepine, phenobarbital, and phenytoin are potent inducers of CYP450 metabolism and may cause significant decrease in the plasma concentration of elvitegravir, cobicistat, and TAF. This may result in loss of therapeutic effect to GENVOYA.
Antimycobacterial	Rifampin	Rifampin is a potent inducer of CYP450 metabolism and may cause significant decrease in the plasma concentration of elvitegravir, cobicistat, and TAF. This may result in loss of therapeutic effect to GENVOYA.
Ergot Derivatives	Dihydroergotamine Ergotamine Methylergonovine	Potential for serious and/or life-threatening events such as acute ergot toxicity characterized by peripheral vasospasm and ischemia of the extremities and other tissues.
GI Motility Agent	Cisapride	Potential for serious and/or life-threatening events such as cardiac arrhythmias.
Herbal Products	St. John's wort (<i>Hypericum perforatum</i>)	Coadministration of products containing St. John's wort and GENVOYA may result in reduced plasma concentrations of elvitegravir, cobicistat, and TAF. This may result in loss of therapeutic effect and development of resistance.
HMG-CoA Reductase Inhibitors	Lovastatin Simvastatin	Potential for serious reactions such as myopathy, including rhabdomyolysis.
Neuroleptic	Pimozide	Potential for serious and/or life-threatening events such as cardiac arrhythmias.
Phosphodiesterase-5 (PDE5) Inhibitor	Sildenafil ^a when dosed as REVATIO for the treatment of pulmonary arterial hypertension	There is increased potential for sildenafil-associated adverse events (which include visual disturbances, hypotension, priapism, and syncope).
Sedative/hypnotics	Triazolam Orally administered midazolam ^b	Triazolam and orally administered midazolam are extensively metabolized by CYP3A4. Coadministration of triazolam or orally administered midazolam with GENVOYA may cause large increases in the concentration of these benzodiazepines. The potential exists for serious and/or life threatening events such as prolonged or increased sedation or respiratory depression.

* Indicates that a drug-drug interaction trial was conducted.

a. See Drug Interactions (7), Table 5 for sildenafil when used for erectile dysfunction.

b. See Drug Interactions (7), Table 5 for parenterally administered midazolam.

5 WARNINGS AND PRECAUTIONS

5.1 Lactic Acidosis/Severe Hepatomegaly with Steatosis

Lactic acidosis and severe hepatomegaly with steatosis, including fatal cases, have been reported with the use of nucleoside analogs in combination with other antiretrovirals. A majority of these cases have been in women. Obesity and prolonged nucleoside exposure may be risk factors. Particular caution should be exercised when administering nucleoside analogs to any patient with known risk factors for liver disease; however, cases have also been reported in patients with no known risk factors. Treatment with GENVOYA should be suspended in any patient who develops clinical or laboratory findings suggestive of lactic acidosis or pronounced hepatotoxicity (which may include hepatomegaly and steatosis even in the absence of marked transaminase elevations) [see *Boxed Warning*].

5.2 Patients Coinfected with HIV-1 and HBV

It is recommended that all patients with HIV-1 be tested for the presence of hepatitis B virus (HBV) before initiating antiretroviral therapy [see *Dosage and Administration* (2.1)]. GENVOYA is not approved for the treatment of chronic HBV infection and the safety and efficacy of GENVOYA have not been established in patients coinfecting with HIV-1 and HBV. Severe acute exacerbations of hepatitis B have been reported in patients who are coinfecting with HIV-1 and HBV and have discontinued products containing emtricitabine and/or TDF, and may occur with GENVOYA. In some patients infected with HBV and treated with emtricitabine, the exacerbations of hepatitis B were associated with liver decompensation and liver failure. Patients coinfecting with HIV-1 and HBV who discontinue GENVOYA should be closely monitored with both clinical and laboratory follow-up for at least several months after stopping treatment. If appropriate, initiation of anti-hepatitis B therapy may be warranted, especially in patients with advanced liver disease or cirrhosis since post-treatment exacerbation of hepatitis may lead to hepatic decompensation and liver failure [see *Boxed Warning*].

5.3 Avoid Use with Other Antiretroviral Products

Coadministration of GENVOYA with other antiretroviral products is not recommended [see *Drug Interactions* (7.3) and *Clinical Pharmacology* (12.3)].

GENVOYA is not recommended for coadministration with drugs that contain any of the following:

- elvitegravir,
- cobicistat,
- emtricitabine,
- tenofovir disoproxil fumarate,
- lamivudine,

- adefovir dipivoxil,
- ritonavir.

5.4 Risk of Adverse Reactions or Loss of Virologic Response Due to Drug Interactions

The concomitant use of GENVOYA and other drugs may result in known or potentially significant drug interactions, some of which may lead to [see *Contraindications (4) and Drug Interactions (7.5)*]:

- Loss of therapeutic effect of GENVOYA and possible development of resistance.
- Possible clinically significant adverse reactions from greater exposures of concomitant drugs.

See Table 5 for steps to prevent or manage these possible and known significant drug interactions, including dosing recommendations. Consider the potential for drug interactions prior to and during GENVOYA therapy; review concomitant medications during GENVOYA therapy; and monitor for the adverse reactions associated with the concomitant drugs.

5.5 Fat Redistribution

Redistribution or accumulation of body fat including central obesity, dorsocervical fat enlargement (buffalo hump), peripheral wasting, facial wasting, breast enlargement, and "cushingoid appearance" have been observed in patients receiving antiretroviral therapy. The mechanism and long-term consequences of these events are currently unknown. A causal relationship has not been established.

5.6 Immune Reconstitution Syndrome

Immune reconstitution syndrome has been reported in patients treated with combination antiretroviral therapy, including emtricitabine, a component of GENVOYA. During the initial phase of combination antiretroviral treatment, patients whose immune system responds may develop an inflammatory response to indolent or residual opportunistic infections [such as *Mycobacterium avium* infection, cytomegalovirus, *Pneumocystis jirovecii* pneumonia (PCP), or tuberculosis], which may necessitate further evaluation and treatment.

Autoimmune disorders (such as Graves' disease, polymyositis, and Guillain-Barré syndrome) have also been reported to occur in the setting of immune reconstitution, however, the time to onset is more variable, and can occur many months after initiation of treatment.

5.7 New Onset or Worsening Renal Impairment

Renal impairment, including cases of acute renal failure and Fanconi syndrome (renal tubular injury with severe hypophosphatemia), has been reported with the use of tenofovir prodrugs in both animal toxicology studies and human trials. In clinical trials of GENVOYA, there have been no cases of Fanconi syndrome or Proximal Renal

Tubulopathy (PRT). In clinical trials of GENVOYA in treatment naïve subjects and in virally suppressed subjects switched to GENVOYA with eGFRs greater than 50 mL per minute, renal serious adverse events or discontinuations due to renal adverse reactions were encountered in less than 1% of participants treated with GENVOYA. In a study of virally suppressed subjects with baseline eGFRs between 30 and 69 mL per minute treated with GENVOYA for a median duration of 43 weeks, GENVOYA was permanently discontinued due to worsening renal function in two of 80 (3%) subjects with a baseline eGFR between 30 and 50 mL per minute [see *Adverse Reactions (6.1)*]. GENVOYA is not recommended in patients with estimated creatinine clearance below 30 mL per minute because data in this population are insufficient.

Patients taking tenofovir prodrugs who have impaired renal function and those taking nephrotoxic agents including non-steroidal anti-inflammatory drugs are at increased risk of developing renal-related adverse reactions.

Estimated creatinine clearance, urine glucose and urine protein should be assessed before initiating GENVOYA therapy and should be monitored during therapy in all patients. Serum phosphorus should be monitored in patients with chronic kidney disease because these patients are at greater risk of developing Fanconi syndrome on tenofovir prodrugs. Discontinue GENVOYA in patients who develop clinically significant decreases in renal function or evidence of Fanconi syndrome.

Cobicistat, a component of GENVOYA, produces elevations of serum creatinine due to inhibition of tubular secretion of creatinine without affecting glomerular filtration [see *Adverse Reactions (6.1)*]. The elevation is typically seen within 2 weeks of starting therapy and is reversible after discontinuation. Patients who experience a confirmed increase in serum creatinine of greater than 0.4 mg per dL from baseline should be closely monitored for renal safety.

5.8 Bone Loss and Mineralization Defects

Bone Mineral Density (BMD):

In animal toxicology studies and human clinical trials, TAF and tenofovir have been associated with decreases in bone mineral density and increases in biochemical markers of bone metabolism suggestive of increased bone turnover. In clinical trials in HIV-1 infected treatment-naïve adults, a significant decline in bone mineral density was observed in 15% of subjects treated with GENVOYA [see *Adverse Reactions (6.1)*]. The long-term clinical significance of these changes has not been established.

Assessment of BMD should be considered for adults and pediatric patients treated with GENVOYA who have a history of pathologic bone fracture or other risk factors for osteoporosis or bone loss. Calcium and vitamin D supplementation may be beneficial for all patients. If bone abnormalities are suspected then appropriate consultation should be obtained.

Mineralization Defects:

Cases of osteomalacia associated with proximal renal tubulopathy, manifested as bone pain or pain in extremities and which may contribute to fractures, have been reported in association with the use of TDF-containing products. Hypophosphatemia and osteomalacia secondary to proximal renal tubulopathy have occurred in patients at risk of renal dysfunction who present with persistent or worsening bone or muscle symptoms while receiving products containing TDF [see *Warnings and Precautions* (5.7)]. While not observed in clinical studies of GENVOYA, the risk of osteomalacia with GENVOYA is not known.

6 ADVERSE REACTIONS

The following adverse drug reactions are discussed in other sections of the labeling:

- Lactic Acidosis/Severe Hepatomegaly with Steatosis [see *Boxed Warning and Warnings and Precautions* (5.1)]
- Severe Acute Exacerbations of Hepatitis B [see *Boxed Warning and Warnings and Precautions* (5.2)]
- Immune Reconstitution Syndrome [see *Warnings and Precautions* (5.6)]
- New Onset or Worsening Renal Impairment [see *Warnings and Precautions* (5.7)]
- Bone Loss and Mineralization Defects [see *Warnings and Precautions* (5.8)]

6.1 Clinical Trials Experience

Because clinical trials are conducted under widely varying conditions, adverse reaction rates observed in the clinical trials of a drug cannot be directly compared to rates in the clinical trials of another drug and may not reflect the rates observed in practice.

Clinical Trials in Treatment Naïve Adults

The primary safety assessment of GENVOYA was based on Week 48 pooled data from 1733 subjects in two randomized, double-blind, active-controlled trials, Study 104 and Study 111, in antiretroviral treatment-naïve HIV-1 infected adult subjects. A total of 866 subjects received one tablet of GENVOYA once daily [see *Clinical Studies* (14.2)].

The most common adverse reaction (all Grades) reported in at least 10% of subjects in the GENVOYA group was nausea. The proportion of subjects who discontinued treatment with GENVOYA or STRIBILD[®] due to adverse events, regardless of severity, was 0.9% and 1.5%, respectively. Table 2 displays the frequency of adverse reactions (all Grades) greater than or equal to 5% in the GENVOYA group.

Table 2 Adverse Reactions^a (All Grades) Reported in ≥ 5% of HIV-1 Infected Treatment Naïve Adults Receiving GENVOYA in Studies 104 and 111 (Week 48 analysis)

	GENVOYA N=866	STRIBILD N=867
GASTROINTESTINAL DISORDERS		
Diarrhea	7%	9%
Nausea	10%	13%
GENERAL DISORDERS AND ADMINISTRATION SITE CONDITIONS		
Fatigue	5%	4%
NERVOUS SYSTEM DISORDERS		
Headache	6%	5%

a. Frequencies of adverse reactions are based on all adverse events attributed to study drugs by the investigator.

The majority of events presented in Table 2 occurred at severity Grade 1.

Clinical Trials in Virologically Suppressed Adults

The safety of GENVOYA in virologically-suppressed adults was based on Week 48 data from 959 subjects in a randomized, open-label, active-controlled trial (Study 109) in which virologically-suppressed subjects were switched from a TDF-containing combination regimen to GENVOYA one tablet taken orally once daily. Overall, the safety profile of GENVOYA in subjects in this study was similar to that of treatment naïve subjects [see *Clinical Studies (14.3)*].

Clinical Trials in Adult Subjects with Renal Impairment

In an open-label trial (Study 112), 248 HIV-1 infected subjects with eGFR of 30 to 69 mL per minute (by Cockcroft-Gault method) were treated with GENVOYA for a median duration of 43 weeks. Of these subjects, 64% had previously been on a stable TDF-containing regimen. Among the 80 subjects with baseline eGFR less than 50 mL per minute receiving GENVOYA, two subjects developed worsening renal impairment and discontinued treatment. One subject with an eGFR over 50 mL per minute developed transient acute renal failure. Otherwise, the safety profile of GENVOYA in subjects in this study was similar to that of subjects with normal renal function [see *Clinical Studies (14.4)*].

Renal Laboratory Tests

Treatment Naïve Adults:

In two 48-week randomized, controlled trials in a total of 1733 treatment naïve adults with a median baseline eGFR of 115 mL per minute, mean serum creatinine increased by 0.1 mg per dL in the GENVOYA and STRIBILD groups from baseline to

Week 48. Median urine protein-to-creatinine ratio (UPCR) was 44 mg per gram at baseline and at Week 48 in the GENVOYA group. Median UPCR was 44 mg per gram at baseline and 55 mg per gram at Week 48 in those receiving STRIBILD.

Virologically Suppressed Adults:

In a study of 1436 virologically-suppressed TDF-treated adults with a mean baseline eGFR of 112 mL per minute who were randomized to continue their treatment regimen or switch to GENVOYA, at Week 48 mean serum creatinine was similar to baseline for both those continuing baseline treatment and those switching to GENVOYA. Median UPCR was 61 mg per gram at baseline and 46 mg per gram at Week 48 in subjects switching to GENVOYA. In subjects remaining on their initial regimen, UPCR was 60 mg per gram at baseline and 63 mg per gram at Week 48.

Adult Subjects with Renal Impairment:

In a 24-week trial in 248 subjects with renal impairment (baseline eGFR 30 to 69 mL per minute) who received GENVOYA, mean serum creatinine was 1.5 mg per dL at both baseline and Week 24. Median UPCR was 161 mg per gram at baseline and 93 mg per gram at Week 24.

Bone Mineral Density Effects

Treatment Naïve Adults:

In the pooled analysis of Studies 104 and 111, bone mineral density (BMD) from baseline to Week 48 was assessed by dual-energy X-ray absorptiometry (DXA) to compare the bone safety of TAF to that of TDF when administered as GENVOYA or STRIBILD, respectively. Mean BMD decreased from baseline to Week 48 -1.30% with GENVOYA compared to -2.86% with STRIBILD at the lumbar spine and -0.66% compared to -2.95% at the total hip. BMD declines of 5% or greater at the lumbar spine were experienced by 10% of GENVOYA subjects and 22% of STRIBILD subjects. BMD declines of 7% or greater at the femoral neck were experienced by 7% of GENVOYA subjects and 19% of STRIBILD subjects. The long-term clinical significance of these BMD changes is not known.

Fractures (excluding fingers and toes) were reported in 7 (0.8%) subjects in the GENVOYA group and 12 (1.4%) subjects in the STRIBILD group through 48 weeks.

Virologically Suppressed Adults:

In Study 109, TDF-treated subjects were randomized to continue their TDF-based regimen or switch to GENVOYA; changes in BMD from baseline to Week 48 were assessed by DXA. Mean BMD increased in subjects who switched to GENVOYA (1.86% lumbar spine, 1.95% total hip) and decreased slightly in subjects who continued their baseline regimen (-0.11% lumbar spine, -0.14% total hip). BMD declines of 5% or greater at the lumbar spine were experienced by 1% of GENVOYA subjects and 6% of subjects who continued their TDF-based regimen. BMD declines

of 7% or greater at the femoral neck were experienced by 1% of GENVOYA subjects and 4% of subjects who continued their TDF-based regimen.

Fractures (excluding fingers and toes) were reported in 10 (1%) subjects who switched to GENVOYA and 2 (0.4%) subjects who continued their TDF-based regimen through 48 weeks.

Laboratory Abnormalities:

The frequency of laboratory abnormalities (Grades 3-4) occurring in at least 2% of subjects receiving GENVOYA in Studies 104 and 111 are presented in Table 3.

Table 3 Laboratory Abnormalities (Grades 3-4) Reported in \geq 2% of Subjects Receiving GENVOYA in Studies 104 and 111 (Week 48 analysis)

Laboratory Parameter Abnormality^a	GENVOYA N=866	STRIBILD N=867
Creatine Kinase ($\geq 10.0 \times$ ULN)	7%	6%
LDL-cholesterol (fasted) (>190 mg/dL)	5%	2%
Total cholesterol (fasted) (>300 mg/dL)	2%	1%

a. Frequencies are based on treatment-emergent laboratory abnormalities.

Serum Lipids:

Subjects receiving GENVOYA experienced greater increases in serum lipids compared to those receiving STRIBILD.

Changes from baseline in total cholesterol, HDL-cholesterol, LDL-cholesterol, triglycerides and total cholesterol to HDL ratio are presented in Table 4.

Table 4 Lipid Values, Mean Change from Baseline, Reported in Subjects Receiving GENVOYA or STRIBILD in Studies 104 and 111^a

	GENVOYA N=866		STRIBILD N=867	
	Baseline	Week 48	Baseline	Week 48
	mg/dL	Change ^b	mg/dL	Change ^b
Total Cholesterol (fasted)	162 [N=757]	+30 [N=757]	166 [N=742]	+13 [N=742]
HDL-cholesterol (fasted)	46 [N=757]	+7 [N=757]	45 [N=742]	+4 [N=742]
LDL-cholesterol (fasted)	104 [N=753]	+15 [N=753]	107 [N=744]	+3 [N=744]
Triglycerides (fasted)	113 [N=757]	+29 [N=757]	119 [N=742]	+10 [N=742]
Total Cholesterol to HDL ratio	3.7 [N=757]	0.2 [N=757]	3.9 [N=742]	0 [N=742]

- a. Excludes subjects who received lipid lowering agents during the treatment period.
- b. The change from baseline is the mean of within-subject changes from baseline for subjects with both baseline and Week 48 values.

Clinical Trials in Pediatric Subjects:

The safety of GENVOYA in HIV-1 infected, treatment naïve pediatric subjects aged 12 to less than 18 years was evaluated through 24 weeks in an open-label clinical trial (Study 106) [see *Clinical Studies (14.5)*]. The safety profile in 23 adolescent subjects who received treatment with GENVOYA was similar to that in adults. One 13 year old female subject developed unexplained uveitis while receiving GENVOYA that resolved and did not require discontinuation of GENVOYA.

Among the 23 pediatric subjects receiving GENVOYA for 24 weeks, mean BMD increased from baseline to Week 24, + 1.7% at the lumbar spine and + 0.8% for the total body less head. Mean changes from baseline BMD Z-scores were -0.10 for lumbar spine and -0.11 for total body less head at Week 24. Two GENVOYA subjects had significant (greater than 4%) lumbar spine BMD loss at Week 24.

7 DRUG INTERACTIONS

7.1 Other Antiretroviral Medications

GENVOYA is a complete regimen for the treatment of HIV-1 infection; therefore, coadministration of GENVOYA with other antiretroviral medications for treatment of HIV-1 infection should be avoided. Complete information regarding potential drug-drug interactions with other antiretroviral medications is not provided [see *Contraindications, Warnings and Precautions (5.3, 5.4)* and *Clinical Pharmacology (12.3)*].

7.2 Potential for GENVOYA to Affect Other Drugs

Cobicistat, a component of GENVOYA, is an inhibitor of CYP3A and CYP2D6 and an inhibitor of the following transporters: p-glycoprotein (P-gp), BCRP, OATP1B1 and OATP1B3. Thus, coadministration of GENVOYA with drugs that are primarily metabolized by CYP3A or CYP2D6, or are substrates of P-gp, BCRP, OATP1B1 or OATP1B3 may result in increased plasma concentrations of such drugs (see Table 5). Elvitegravir is a modest inducer of CYP2C9 and may decrease the plasma concentrations of CYP2C9 substrates. TAF is not an inhibitor of CYP1A2, CYP2B6, CYP2C8, CYP2C9, CYP2C19, CYP2D6, or UGT1A1. TAF is a weak inhibitor of CYP3A *in vitro*.

7.3 Potential for Other Drugs to Affect One or More Components of GENVOYA

Elvitegravir and cobicistat, components of GENVOYA, are metabolized by CYP3A. Cobicistat is also metabolized, to a minor extent, by CYP2D6.

Drugs that induce CYP3A activity are expected to increase the clearance of elvitegravir and cobicistat, resulting in decreased plasma concentration of cobicistat, elvitegravir, and TAF, which may lead to loss of therapeutic effect of GENVOYA and development of resistance (see Table 5).

Coadministration of GENVOYA with other drugs that inhibit CYP3A may decrease the clearance and increase the plasma concentration of cobicistat (see Table 5).

TAF, a component of GENVOYA, is a substrate of P-gp, BCRP, OATP1B1 and OATP1B3. Drugs that inhibit P-gp and/or BCRP, such as cobicistat, may increase the absorption of TAF (see Table 10). However, when TAF is administered as a component of GENVOYA, its availability is increased by cobicistat and a further increase of TAF concentrations is not expected upon coadministration of an additional P-gp and/or BCRP inhibitor. Drugs that induce P-gp activity are expected to decrease the absorption of TAF, resulting in decreased plasma concentration of TAF.

7.4 Drugs Affecting Renal Function

Because emtricitabine and tenofovir are primarily excreted by the kidneys by a combination of glomerular filtration and active tubular secretion, coadministration of GENVOYA with drugs that reduce renal function or compete for active tubular secretion may increase concentrations of emtricitabine, tenofovir, and other renally eliminated drugs and this may increase the risk of adverse reactions. Some examples of drugs that are eliminated by active tubular secretion include, but are not limited to, acyclovir, cidofovir, ganciclovir, valganciclovir, aminoglycosides (e.g., gentamicin), and high-dose or multiple NSAIDs [see *Warnings and Precautions* (5.7)].

7.5 Established and Other Potentially Significant Interactions

Table 5 provides a listing of established or potentially clinically significant drug interactions. The drug interactions described are based on studies conducted with either

GENVOYA, the components of GENVOYA (elvitegravir, cobicistat, emtricitabine, and tenofovir alafenamide) as individual agents and/or in combination, or are predicted drug interactions that may occur with GENVOYA [for magnitude of interaction, see *Clinical Pharmacology* (12.3)]. The table includes potentially significant interactions but is not all inclusive.

**Table 5 Established and Other Potentially Significant^a Drug Interactions:
Alteration in Dose or Regimen May Be Recommended Based on
Drug Interaction Studies or Predicted Interaction**

Concomitant Drug Class: Drug Name	Effect on Concentration ^b	Clinical Comment
Acid Reducing Agents: antacids* e.g., aluminum and magnesium hydroxide	↓ elvitegravir	Separate GENVOYA and antacid administration by at least 2 hours.
Antiarrhythmics: e.g., amiodarone bepridil digoxin* disopyramide flecainide systemic lidocaine mexiletine propafenone quinidine	↑ antiarrhythmics ↑ digoxin	Caution is warranted and therapeutic concentration monitoring, if available, is recommended for antiarrhythmics when coadministered with GENVOYA.
Antibacterials: clarithromycin telithromycin	↑ clarithromycin ↑ telithromycin ↑ cobicistat	<u>Patients with CL_{cr} greater than or equal to 60 mL/minute:</u> No dosage adjustment of clarithromycin is required. <u>Patients with CL_{cr} between 50 mL/minute and 60 mL/minute:</u> The dosage of clarithromycin should be reduced by 50%.
Anticoagulants: warfarin	Effect on warfarin unknown	Monitor the international normalized ratio (INR) upon coadministration with GENVOYA.
Anticonvulsants: ethosuximide oxcarbazepine	↑ ethosuximide ↓ elvitegravir ↓ cobicistat ↓ TAF	Alternative anticonvulsants should be considered when GENVOYA is administered with oxcarbazepine. Clinical monitoring is recommended upon coadministration of ethosuximide with GENVOYA.

Antidepressants: Selective Serotonin Reuptake Inhibitors (SSRIs) e.g., paroxetine Tricyclic Antidepressants (TCAs) e.g., amitriptyline desipramine* imipramine nortriptyline bupropion trazodone	↑ SSRIs (except sertraline) ↑ TCAs ↑ trazodone	Careful dosage titration of the antidepressant and monitoring for antidepressant response are recommended when coadministered with GENVOYA.
Antifungals: itraconazole ketoconazole* voriconazole	↑ elvitegravir ↑ cobicistat ↑ itraconazole ↑ ketoconazole ↑ voriconazole	When administering with GENVOYA, the maximum daily dosage of ketoconazole or itraconazole should not exceed 200 mg per day. An assessment of benefit/risk ratio is recommended to justify use of voriconazole with GENVOYA.
Anti-gout: colchicine	↑ colchicine	GENVOYA is not recommended to be coadministered with colchicine to patients with renal or hepatic impairment. <u>Treatment of gout-flares – coadministration of colchicine in patients receiving GENVOYA:</u> 0.6 mg (1 tablet) x 1 dose, followed by 0.3 mg (half tablet) 1 hour later. Treatment course to be repeated no earlier than 3 days. <u>Prophylaxis of gout-flares – coadministration of colchicine in patients receiving GENVOYA:</u> If the original regimen was 0.6 mg twice a day, the regimen should be adjusted to 0.3 mg once a day. If the original regimen was 0.6 mg once a day, the regimen should be adjusted to 0.3 mg once every other day. <u>Treatment of familial Mediterranean fever – coadministration of colchicine in patients receiving GENVOYA:</u> Maximum daily dosage of 0.6 mg (may be given as 0.3 mg twice a day).
Antimycobacterial: rifabutin* rifapentine	↓ elvitegravir ↓ cobicistat ↓ TAF	Coadministration of GENVOYA with rifabutin or rifapentine is not recommended.

Benzodiazepines: e.g., Parenterally administered midazolam clorazepate diazepam estazolam flurazepam lorazepam	↑ diazepam ↔ lorazepam ↑ midazolam	Coadministration of GENVOYA with diazepam or parenterally administered midazolam should be done in a setting that ensures close clinical monitoring and appropriate medical management in case of respiratory depression and/or prolonged sedation. Dosage reduction for midazolam should be considered, especially if more than a single dose of midazolam is administered. Based on non-CYP-mediated elimination pathways for lorazepam, no effect on plasma concentrations is expected upon coadministration with GENVOYA.
Beta-Blockers: e.g., metoprolol timolol	↑ beta-blockers	Clinical monitoring is recommended and a dosage decrease of the beta blocker may be necessary when these agents are coadministered with GENVOYA.
Calcium Channel Blockers: e.g., amlodipine diltiazem felodipine nicardipine nifedipine verapamil	↑ calcium channel blockers	Caution is warranted and clinical monitoring is recommended upon coadministration of calcium channel blockers with GENVOYA.
Corticosteroid: Systemic: dexamethasone	↓ elvitegravir ↓ cobicistat	An alternative corticosteroid should be considered for coadministration with GENVOYA.
Corticosteroid: Inhaled/Nasal: fluticasone	↑ fluticasone	Alternative corticosteroids should be considered, particularly for long term use.
Endothelin Receptor Antagonists: bosentan	↑ bosentan	<u>Coadministration of bosentan in patients on GENVOYA:</u> In patients who have been receiving GENVOYA for at least 10 days, start bosentan at 62.5 mg once daily or every other day based upon individual tolerability. <u>Coadministration of GENVOYA in patients on bosentan:</u> Discontinue use of bosentan at least 36 hours prior to initiation of GENVOYA. After at least 10 days following the initiation of GENVOYA, resume bosentan at 62.5 mg once daily or every other day based upon individual tolerability.
HMG-CoA Reductase Inhibitors: atorvastatin	↑ atorvastatin	Initiate with the lowest starting dose of atorvastatin and titrate carefully while monitoring for safety.

Hormonal Contraceptives: norgestimate/ethinyl estradiol	↑ norgestimate ↓ ethinyl estradiol	<p>The effects of increases in the concentration of the progestational component norgestimate are not fully known and can include increased risk of insulin resistance, dyslipidemia, acne, and venous thrombosis. The potential risks and benefits associated with coadministration of norgestimate/ethinyl estradiol with GENVOYA should be considered, particularly in women who have risk factors for these events.</p> <p>The effect of GENVOYA on other hormonal contraceptives (e.g., contraceptive patch, contraceptive vaginal ring, or injectable contraceptives) or oral contraceptives containing progestogens other than norgestimate is not known; therefore, alternative (non-hormonal) methods of contraception can be considered.</p>
Immuno-suppressants: e.g., cyclosporine (CsA) sirolimus tacrolimus	↑ immuno-suppressants ↑ elvitegravir (with CsA) ↑ cobicistat (with CsA)	<p>Therapeutic monitoring of the immunosuppressive agents is recommended upon coadministration with GENVOYA.</p> <p>Monitor for adverse events associated with GENVOYA when coadministered with cyclosporine.</p>
Narcotic Analgesics: buprenorphine/ naloxone*	↑ buprenorphine ↑ norbuprenorphine ↓ naloxone	<p>No dosage adjustment of buprenorphine/naloxone is required upon coadministration with GENVOYA. Patients should be closely monitored for sedation and cognitive effects.</p>
Inhaled Beta Agonist: salmeterol	↑ salmeterol	<p>Coadministration of salmeterol and GENVOYA is not recommended. Coadministration of salmeterol with GENVOYA may result in increased risk of cardiovascular adverse events associated with salmeterol, including QT prolongation, palpitations, and sinus tachycardia.</p>
Neuroleptics: e.g., perphenazine risperidone thioridazine	↑ neuroleptics	<p>A decrease in dosage of the neuroleptic may be needed when coadministered with GENVOYA.</p>
Phosphodiesterase-5 (PDE5) Inhibitors: sildenafil tadalafil vardenafil	↑ PDE5 inhibitors	<p>Coadministration with GENVOYA may result in an increase in PDE-5 inhibitor associated adverse reactions, including hypotension, syncope, visual disturbances, and priapism.</p> <p><u>Use of PDE-5 inhibitors for pulmonary arterial hypertension (PAH):</u></p> <p>Use of sildenafil is contraindicated when used for the treatment of pulmonary arterial hypertension (PAH). The following dose adjustments are recommended for the use of tadalafil with GENVOYA:</p> <p><i>Coadministration of tadalafil in patients on GENVOYA:</i></p> <p>In patients receiving GENVOYA for at least 1 week,</p>

		<p>start tadalafil at 20 mg once daily. Increase tadalafil dose to 40 mg once daily based upon individual tolerability.</p> <p><i>Coadministration of GENVOYA in patients on tadalafil:</i></p> <p>Avoid use of tadalafil during the initiation of GENVOYA. Stop tadalafil at least 24 hours prior to starting GENVOYA. After at least one week following initiation of GENVOYA, resume tadalafil at 20 mg once daily. Increase tadalafil dose to 40 mg once daily based upon individual tolerability.</p> <p><u>Use of PDE-5 inhibitors for erectile dysfunction:</u></p> <p>Sildenafil at a single dose not exceeding 25 mg in 48 hours, vardenafil at a single dose not exceeding 2.5 mg in 72 hours, or tadalafil at a single dose not exceeding 10 mg in 72 hours can be used with increased monitoring for PDE-5 inhibitor associated with adverse events.</p>
Sedative/hypnotics: buspirone zolpidem	↑ sedatives/hypnotics	With sedative/hypnotics, dose reduction may be necessary and clinical monitoring is recommended.

* Indicates that a drug-drug interaction trial was conducted.

a. This table is not all inclusive.

b. ↑ = Increase, ↓ = Decrease, ↔ = No Effect

7.6 Drugs without Clinically Significant Interactions with GENVOYA

Based on drug interaction studies conducted with the components of GENVOYA, no clinically significant drug interactions have been either observed or are expected when GENVOYA is combined with the following drugs: entecavir, famciclovir, H₂ receptor antagonists, ledipasvir, lorazepam, methadone, proton pump inhibitors, ribavirin, sertraline, and sofosbuvir.

8 USE IN SPECIFIC POPULATIONS

8.1 Pregnancy

Pregnancy Category B

There are no adequate and well-controlled studies in pregnant women. Because animal reproduction studies are not always predictive of human response, GENVOYA should be used during pregnancy only if the potential benefit justifies the potential risk to the fetus.

Antiretroviral Pregnancy Registry: To monitor fetal outcomes of pregnant women exposed to GENVOYA, an Antiretroviral Pregnancy Registry has been established. Healthcare providers are encouraged to register patients by calling 1-800-258-4263.

Animal Data

Elvitegravir: Studies in animals have shown no evidence of teratogenicity or an effect on reproductive function. In offspring from rat and rabbit dams treated with elvitegravir during pregnancy, there were no toxicologically significant effects on developmental endpoints. The exposures (AUC) at the embryo-fetal No Observed Adverse Effects Levels (NOAELs) in rats and rabbits were, respectively, 23 and 0.2 times higher than the exposure in humans at the recommended daily dose of 150 mg.

Cobicistat: Studies in animals have shown no evidence of teratogenicity or an effect on reproductive function. In offspring from rat and rabbit dams treated with cobicistat during pregnancy, there were no toxicologically significant effects on developmental endpoints. The exposures (AUC) at the embryo-fetal NOAELs in rats and rabbits were, respectively, 1.6 and 3.8 times higher than the exposure in humans at the recommended daily dose of 150 mg.

Emtricitabine: The incidence of fetal variations and malformations was not increased in embryo-fetal toxicity studies performed with emtricitabine in mice at exposures (AUC) approximately 60 times higher and in rabbits at approximately 108 times higher than human exposures at the recommended daily dose.

Tenofovir Alafenamide (TAF): Embryonic fetal development studies have been performed in rats and rabbits revealed no evidence of impaired fertility or harm to the fetus due to TAF. The embryo-fetal NOAELs in rats and rabbits occurred at TAF exposures similar to and 53 times higher than, respectively, the exposure in humans at the recommended daily dose. TAF is rapidly converted to tenofovir, the observed tenofovir exposure in rats and rabbits were 59 and 93 times higher than human tenofovir exposures at the recommended daily doses, respectively.

8.3 Nursing Mothers

The Centers for Disease Control and Prevention recommend that HIV-infected mothers not breastfeed their infants to avoid risking postnatal transmission of HIV. Studies in rats have demonstrated that elvitegravir, cobicistat, and tenofovir are secreted in milk. It is not known whether elvitegravir, cobicistat, or TAF is excreted in human milk.

In humans, samples of breast milk obtained from five HIV-1 infected mothers show that emtricitabine is secreted in human milk. Breastfeeding infants whose mothers are being treated with emtricitabine may be at risk for developing viral resistance to emtricitabine. Other emtricitabine-associated risks in infants breastfed by mothers being treated with emtricitabine are unknown.

Because of both the potential for HIV transmission and the potential for serious adverse reactions in nursing infants, mothers should be instructed not to breastfeed if they are receiving GENVOYA.

8.4 Pediatric Use

The pharmacokinetics, safety, and virologic and immunologic responses were evaluated in 23 treatment-naïve, HIV-1 infected subjects aged 12 to less than 18 years receiving GENVOYA through 24 weeks in an open-label trial (Study 106) [see *Dosage and Administration* (2.2), *Adverse Reactions* (6.1), *Clinical Pharmacology* (12.3), and *Clinical Studies* (14.5)].

Safety and effectiveness of GENVOYA in pediatric patients less than 12 years of age have not been established.

8.5 Geriatric Use

Clinical trials of GENVOYA included 97 subjects (80 receiving GENVOYA) aged 65 years and over. No differences in safety or efficacy have been observed between elderly subjects and those between 12 and less than 65 years of age.

8.6 Renal Impairment

The pharmacokinetics, safety, and virologic and immunologic responses of GENVOYA in HIV-1 infected adult subjects with renal impairment (eGFR of 30 to 69 mL per minute by Cockcroft-Gault method) were evaluated in 248 subjects in an open-label trial, Study 112 [see *Adverse Reactions* (6.1) and *Clinical Studies* (14.4)].

No dosage adjustment of GENVOYA is required in adult patients with estimated creatinine clearance greater than or equal to 30 mL per minute. The safety of GENVOYA has not been established in patients with estimated creatinine clearance that declines below 30 mL per minute [see *Dosage and Administration* (2.3), *Warnings and Precautions* (5.7), and *Clinical Pharmacology* (12.3)].

8.7 Hepatic Impairment

No dosage adjustment of GENVOYA is required in patients with mild (Child-Pugh Class A) or moderate (Child-Pugh Class B) hepatic impairment. No pharmacokinetic or safety data are available regarding the use of GENVOYA in patients with severe hepatic impairment (Child-Pugh Class C). Therefore, GENVOYA is not recommended for use in patients with severe hepatic impairment [see *Dosage and Administration* (2.4) and *Clinical Pharmacology* (12.3)].

10 OVERDOSAGE

No data are available on overdose of GENVOYA in patients. If overdose occurs, the patient must be monitored for evidence of toxicity. Treatment of overdose with GENVOYA consists of general supportive measures including monitoring of vital signs as well as observation of the clinical status of the patient.

Elvitegravir. Limited clinical experience is available at doses higher than the therapeutic dose of elvitegravir. In one study, boosted elvitegravir equivalent to 2 times the

therapeutic dose of 150 mg once daily for 10 days was administered to 42 healthy subjects. No severe adverse reactions were reported. The effects of higher doses are not known. As elvitegravir is highly bound to plasma proteins, it is unlikely that it will be significantly removed by hemodialysis or peritoneal dialysis.

Cobicistat: Limited clinical experience is available at doses higher than the therapeutic dose of cobicistat. In two studies, a single dose of cobicistat 400 mg (2.7 times the dose in GENVOYA) was administered to a total of 60 healthy subjects. No severe adverse reactions were reported. The effects of higher doses are not known. As cobicistat is highly bound to plasma proteins, it is unlikely that it will be significantly removed by hemodialysis or peritoneal dialysis.

Emtricitabine: Limited clinical experience is available at doses higher than the therapeutic dose of emtricitabine. In one clinical pharmacology study, single doses of emtricitabine 1200 mg (6 times the dose in GENVOYA) were administered to 11 subjects. No severe adverse reactions were reported. The effects of higher doses are not known.

Hemodialysis treatment removes approximately 30% of the emtricitabine dose over a 3-hour dialysis period starting within 1.5 hours of emtricitabine dosing (blood flow rate of 400 mL per minute and a dialysate flow rate of 600 mL per minute). It is not known whether emtricitabine can be removed by peritoneal dialysis.

Tenofovir alafenamide (TAF): Limited clinical experience is available at doses higher than the therapeutic dose of TAF. A single dose of 125 mg TAF (12.5 times the dose in GENVOYA) was administered to 48 healthy subjects; no serious adverse reactions were reported. The effects of higher doses are unknown. Tenofovir is efficiently removed by hemodialysis with an extraction coefficient of approximately 54%.

11 DESCRIPTION

GENVOYA is a fixed-dose combination tablet containing elvitegravir, cobicistat, emtricitabine, and tenofovir alafenamide for oral administration.

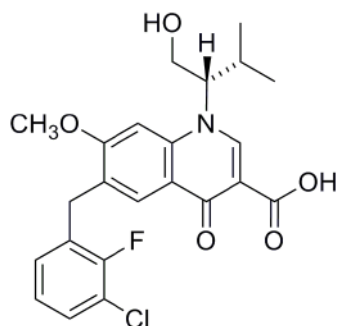
- Elvitegravir is an HIV-1 integrase strand transfer inhibitor.
- Cobicistat is a mechanism-based inhibitor of cytochrome P450 (CYP) enzymes of the CYP3A family.
- Emtricitabine is a synthetic nucleoside analog of cytidine.
- Tenofovir alafenamide is converted *in vivo* to tenofovir, an acyclic nucleoside phosphonate (nucleotide) analog of adenosine 5'-monophosphate.

Each tablet contains 150 mg of elvitegravir, 150 mg of cobicistat, 200 mg of emtricitabine, and 10 mg of tenofovir alafenamide (equivalent to 11.2 mg of tenofovir alafenamide fumarate). The tablets include the following inactive ingredients: croscarmellose sodium, hydroxypropyl cellulose, lactose monohydrate, magnesium stearate, microcrystalline cellulose, silicon dioxide, and sodium lauryl sulfate. The

tablets are film-coated with a coating material containing FD&C Blue No. 2/indigo carmine aluminum lake, iron oxide yellow, polyethylene glycol, polyvinyl alcohol, talc, and titanium dioxide.

Elvitegravir. The chemical name of elvitegravir is 6-(3-chloro-2-fluorobenzyl)-1-[(2S)-1-hydroxy-3-methylbutan-2-yl]-7-methoxy-4-oxo-1,4-dihydroquinoline-3-carboxylic acid.

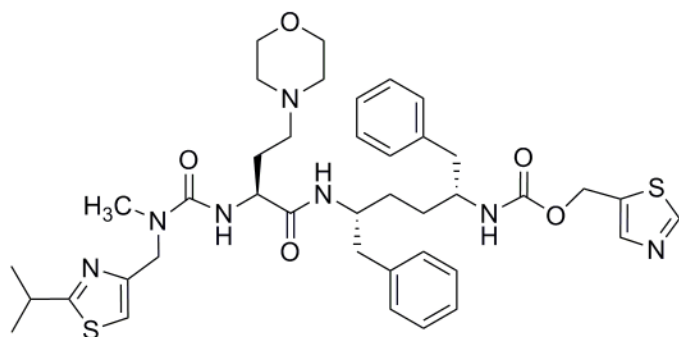
It has a molecular formula of $C_{23}H_{23}ClFNO_5$ and a molecular weight of 447.9. It has the following structural formula:



Elvitegravir is a white to pale yellow powder with a solubility of less than 0.3 micrograms per mL in water at 20 °C.

Cobicistat. The chemical name for cobicistat is 2,7,10,12-tetraazatridecanoic acid, 12-methyl-13-[2-(1-methylethyl)-4-thiazolyl]-9-[2-(4-morpholinyl)ethyl]-8,11-dioxo-3,6-bis(phenylmethyl), 5-thiazolylmethyl ester, (3R,6R,9S).

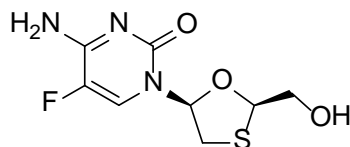
It has a molecular formula of $C_{40}H_{53}N_7O_5S_2$ and a molecular weight of 776.0. It has the following structural formula:



Cobicistat is adsorbed onto silicon dioxide. Cobicistat on silicon dioxide drug substance is a white to pale yellow powder with a solubility of 0.1 mg per mL in water at 20 °C.

Emtricitabine. The chemical name of emtricitabine is 4-amino-5-fluoro-1-(2R-hydroxymethyl-1,3-oxathiolan-5S-yl)-(1H)-pyrimidin-2-one. Emtricitabine is the (-) enantiomer of a thio analog of cytidine, which differs from other cytidine analogs in that it has a fluorine in the 5 position.

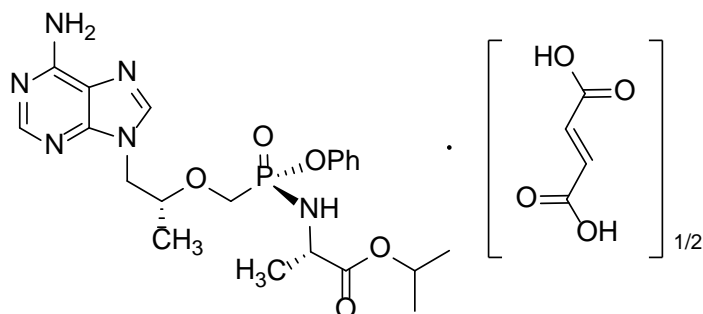
It has a molecular formula of $C_8H_{10}FN_3O_3S$ and a molecular weight of 247.24. It has the following structural formula:



Emtricitabine is a white to off-white powder with a solubility of approximately 112 mg per mL in water at 25 °C.

Tenofovir alafenamide (TAF): The chemical name of tenofovir alafenamide fumarate drug substance is L-alanine, *N*-[[(*S*)-[(1*R*)-2-(6-amino-9*H*-purin-9-yl)-1-methylethoxy]methyl]phenoxyphosphinyl]-, 1-methylethyl ester, (*2E*)-2-butenedioate (2:1).

It has a molecular formula of $C_{23}H_{31}O_7N_6P$ and a molecular weight of 534.5. It has the following structural formula:



Tenofovir alafenamide fumarate is a white to off-white or tan powder with a solubility of 4.7 mg per mL in water at 20 °C.

12 CLINICAL PHARMACOLOGY

12.1 Mechanism of Action

GENVOYA is a fixed-dose combination of antiretroviral drugs elvitegravir (boosted by the CYP3A inhibitor cobicistat), emtricitabine, and tenofovir alafenamide [see *Microbiology* (12.4)].

12.2 Pharmacodynamics

Cardiac Electrophysiology

Thorough QT studies have been conducted for elvitegravir, cobicistat, and TAF. The effect of emtricitabine or the combination regimen GENVOYA on the QT interval is not known.

Elvitegravir: In a thorough QT/QTc study in 126 healthy subjects, elvitegravir (coadministered with 100 mg ritonavir) 125 mg and 250 mg (0.83 and 1.67 times the dose in GENVOYA) did not affect the QT/QTc interval and did not prolong the PR interval.

Cobicistat: In a thorough QT/QTc study in 48 healthy subjects, a single dose of cobicistat 250 mg and 400 mg (1.67 and 2.67 times the dose in GENVOYA) did not affect the QT/QTc interval. Prolongation of the PR interval was noted in subjects receiving cobicistat. The maximum mean (95% upper confidence bound) difference in PR from placebo after baseline-correction was 9.5 (12.1) msec for the 250 mg cobicistat dose and 20.2 (22.8) for the 400 mg cobicistat dose. Because the 150 mg cobicistat dose used in the GENVOYA fixed-dose combination tablet is lower than the lowest dose studied in the thorough QT study, it is unlikely that treatment with GENVOYA will result in clinically relevant PR prolongation.

Tenofovir Alafenamide (TAF): In a thorough QT/QTc study in 48 healthy subjects, TAF at the therapeutic dose or at a supratherapeutic dose approximately 5 times the recommended therapeutic dose did not affect the QT/QTc interval and did not prolong the PR interval.

Effects on Serum Creatinine

The effect of cobicistat on serum creatinine was investigated in a Phase 1 study in subjects with an eGFR of at least 80 mL per minute (N=18) and with an eGFR of 50 to 79 mL per minute (N=12). A statistically significant change of eGFR_{CG} from baseline was observed after 7 days of treatment with cobicistat 150 mg among subjects with an eGFR of at least 80 mL per minute (-9.9 ± 13.1 mL/min) and subjects with an eGFR of 50 to 79 mL per minute (-11.9 ± 7.0 mL per minute). These decreases in eGFR_{CG} were reversible after cobicistat was discontinued. The actual glomerular filtration rate, as determined by the clearance of probe drug iohexol, was not altered from baseline following treatment of cobicistat among subjects with an eGFR of at least 50 mL per minute, indicating cobicistat inhibits tubular secretion of creatinine, reflected as a reduction in eGFR_{CG}, without affecting the actual glomerular filtration rate.

12.3 Pharmacokinetics

The pharmacokinetic properties of the components of GENVOYA are provided in Table 6. The multiple dose pharmacokinetic parameters of elvitegravir, cobicistat, emtricitabine, TAF and its metabolite tenofovir are provided in Table 7.

Table 6 Pharmacokinetic Properties of the Components of GENVOYA

	Elvitegravir	Cobicistat	Emtricitabine	TAF
Absorption				
T _{max} (h)	4	3	3	1
Effect of light meal (relative to fasting) ^a	↑34%	Not clinically significant		
Effect of high fat meal (relative to fasting) ^a	↑87%			
Distribution				
% Bound to human plasma proteins	~99	~98	<4	~80
Source of protein binding data	<i>Ex vivo</i>	<i>In vitro</i>	<i>In vitro</i>	<i>Ex vivo</i>
Blood-to-plasma ratio	0.73	0.5	0.6	1.0
Metabolism				
Metabolism	CYP3A (major) UGT1A1/3 (minor)	CYP3A (major) CYP2D6 (minor)	Not significantly metabolized	Cathepsin A ^b (PBMCs) CES1 (hepatocytes) CYP3A (minimal)
Elimination				
Major route of elimination	Metabolism	Metabolism	Glomerular filtration and active tubular secretion	Metabolism (>80% of oral dose)
t _{1/2} (h) ^c	12.9	3.5	10	0.51
% Of dose excreted in urine ^d	6.7	8.2	70	<1%
% Of dose excreted in feces ^d	94.8	86.2	13.7	31.7

PBMcs = peripheral blood mononuclear cells; CES1 = carboxylesterase 1.

- Values refer to mean systemic exposure. Elvitegravir light meal=~373 kcal, 20% fat; GENVOYA light meal=~400 kcal, 20% fat; elvitegravir and GENVOYA high fat meal=~800 kcal, 50% fat. Based on the effect of food on elvitegravir, GENVOYA should be taken with food.
- In vivo*, TAF is hydrolyzed within cells to form tenofovir (major metabolite), which is phosphorylated to the active metabolite, tenofovir diphosphate. *In vitro* studies have shown that TAF is metabolized to tenofovir by cathepsin A in PBMcs and macrophages; and by CES1 in hepatocytes. Upon coadministration with the moderate CYP3A inducer probe efavirenz, TAF exposure was unaffected.
- t_{1/2} values refer to median terminal plasma half-life. Note that the pharmacologically active metabolite, tenofovir diphosphate, has a half-life of 150-180 hours within PBMcs.
- Dosing in mass balance studies: elvitegravir (single dose administration of [¹⁴C] elvitegravir coadministered with 100 mg ritonavir); cobicistat (single dose administration of [¹⁴C] cobicistat after multiple dosing of cobicistat for six days); emtricitabine (single dose administration of [¹⁴C] emtricitabine after multiple dosing of emtricitabine for ten days); TAF (single dose administration of [¹⁴C] TAF).

Table 7 Multiple Dose Pharmacokinetic Parameters of Elvitegravir, Cobicistat, Emtricitabine, Tenofovir Alafenamide (TAF) and its Metabolite Tenofovir Following Oral Administration of GENVOYA with Food in HIV-Infected Adults

Parameter Mean (CV%)	Elvitegravir ^a	Cobicistat ^a	Emtricitabine ^a	TAF ^b	Tenofovir ^{c,d}
C _{max} (microgram per mL)	2.1 (33.7)	1.5 (28.4)	2.1 (20.2)	0.16 (51.1)	0.02 (26.1)
AUC _{tau} (microgram•hour per mL)	22.8 (34.7)	9.5 (33.9)	11.7 (16.6)	0.21 (71.8)	0.29 (27.4)
C _{trough} (microgram per mL)	0.29 (61.7)	0.02 (85.2)	0.10 (46.7)	NA	0.01 (28.5)

CV = Coefficient of Variation; NA = Not Applicable

a. From Intensive PK analysis in Study 102, N=19

b. From Population PK analysis in Studies 104 and 111, N=539

c. From Population PK analysis in Studies 104 and 111, N=841

d. In Studies 104 and 111, a 10 mg oral dose of TAF in GENVOYA resulted in greater than 90% lower concentrations of tenofovir in plasma as compared to a 300 mg oral dose of TDF in STRIBILD.

Special Populations

Patients with Renal Impairment

The pharmacokinetics of GENVOYA in HIV-1 infected subjects with renal impairment (eGFR of 30 to 69 mL per minute by Cockcroft-Gault method) were evaluated in a subset of virologically suppressed subjects in an open-label trial, Study 112 (Table 8).

Table 8 Pharmacokinetics of GENVOYA in HIV-Infected Adults with Renal Impairment as Compared to Subjects with Normal Renal Function

	AUC _{tau} (microgram•hour per mL)		
	Mean (CV%)		
Creatinine Clearance (mL per minute)	≥90 (N=18)^a	60–89 (N=11)^b	30–59 (N=18)^c
Elvitegravir	22.6 (35.8)	24.2 (35.0)	29.0 (29.6)
Cobicistat	9.4 (35.0)	10.0 (47.5)	9.9 (45.0)
Emtricitabine	11.4 (11.9)	17.6 (18.2)	23.0 (23.6)
Tenofovir Alafenamide*	0.23 (47.2)	0.24 (45.6)	0.26 (58.8)
Tenofovir	0.32 (14.9)	0.46 (31.5)	0.61 (28.4)

*AUC_{last}

a. From a phase 2 study in HIV-infected adults with normal renal function

b. These subjects from Study 112 had an eGFR ranging from 60 to 69 mL per minute.

c. Study 112

Patients with Hepatic Impairment

Elvitegravir and Cobicistat: A study of the pharmacokinetics of cobicistat-boosted elvitegravir was performed in healthy subjects and subjects with moderate hepatic impairment. No clinically relevant differences in elvitegravir or cobicistat pharmacokinetics were observed between subjects with moderate hepatic impairment (Child-Pugh Class B) and healthy subjects [see *Use in Specific Populations* (8.7)].

Emtricitabine: The pharmacokinetics of emtricitabine has not been studied in subjects with hepatic impairment; however, emtricitabine is not significantly metabolized by liver enzymes, so the impact of liver impairment should be limited.

Tenofovir Alafenamide (TAF): Clinically relevant changes in tenofovir pharmacokinetics in subjects with hepatic impairment were not observed in subjects with mild to moderate hepatic impairment [see *Use in Specific Populations* (8.7)].

Hepatitis B and/or Hepatitis C Virus Co-infection

Elvitegravir: Limited data from population pharmacokinetic analysis (N=24) indicated that hepatitis B and/or C virus infection had no clinically relevant effect on the exposure of cobicistat-boosted elvitegravir.

Cobicistat: There were insufficient pharmacokinetic data in the clinical trials to determine the effect of hepatitis B and/or C virus infection on the pharmacokinetics of cobicistat.

Emtricitabine and Tenofovir Alafenamide (TAF): Pharmacokinetics of emtricitabine and TAF have not been fully evaluated in subjects coinfecting with hepatitis B and/or C virus.

Race

Based on population pharmacokinetic analyses, no dosage adjustment is recommended based on race.

Gender

Based on population pharmacokinetic analyses, no dosage adjustment is recommended based on gender.

Pediatric Patients

Exposures of TAF achieved in 24 pediatric subjects aged 12 to less than 18 years who received GENVOYA in Study 106 were decreased (23% for AUC) compared to exposures achieved in treatment-naïve adults following administration of GENVOYA, but were overall deemed acceptable based on exposure-response relationships; the other components of GENVOYA had similar exposures in adolescents compared to treatment-naïve adults [*see Use in Specific Populations (8.4)*].

Geriatric Patients

Pharmacokinetics of elvitegravir, cobicistat, emtricitabine and tenofovir have not been fully evaluated in the elderly (65 years of age and older). Population pharmacokinetics analysis of HIV-infected subjects in Phase 2 and Phase 3 trials of GENVOYA showed that age did not have a clinically relevant effect on exposures of TAF up to 75 years of age [*see Use in Specific Populations (8.5)*].

Drug Interaction Studies

[*see also Contraindications (4) and Drug Interactions (7)*]

The drug-drug interaction studies described in Tables 9-11 were conducted with GENVOYA, elvitegravir (coadministered with cobicistat or ritonavir), cobicistat administered alone, or TAF administered alone.

As GENVOYA should not be administered with other antiretroviral medications, information regarding drug-drug interactions with other antiretrovirals agents is not provided [*see Warnings and Precautions (5.3)*].

The effects of coadministered drugs on the exposure of elvitegravir are shown in Table 9. The effects of coadministered drugs on the exposure of TAF are shown in Table 10. The effects of GENVOYA or its components on the exposure of coadministered drugs are shown in Table 11. For information regarding clinical recommendations, see Drug Interactions (7).

Table 9 Drug Interactions: Changes in Pharmacokinetic Parameters for Elvitegravir in the Presence of the Coadministered Drug^a

Coadministered Drug	Dose of Coadministered Drug (mg)	Elvitegravir Dose (mg)	Cobicistat or Ritonavir Booster Dose (mg)	N	Mean Ratio of Elvitegravir Pharmacokinetic Parameters (90% CI); No effect = 1.00		
					C _{max}	AUC	C _{min}
Antacids	20 mL single dose given 4 hours before elvitegravir	50 single dose	Ritonavir 100 single dose	8	0.95 (0.84,1.07)	0.96 (0.88,1.04)	1.04 (0.93,1.17)
	20 mL single dose given 4 hours after elvitegravir			10	0.98 (0.88,1.10)	0.98 (0.91,1.06)	1.00 (0.90,1.11)
	20 mL single dose given 2 hours before elvitegravir			11	0.82 (0.74,0.91)	0.85 (0.79,0.91)	0.90 (0.82,0.99)
	20 mL single dose given 2 hours after elvitegravir			10	0.79 (0.71,0.88)	0.80 (0.75,0.86)	0.80 (0.73,0.89)
Carbamazepine	200 twice daily	150 once daily	Cobicistat 150 once daily	12	0.55 (0.49,0.61)	0.31 (0.28,0.33)	0.03 (0.02,0.40)
Famotidine	40 once daily given 12 hours after elvitegravir	150 once daily	Cobicistat 150 once daily	10	1.02 (0.89,1.17)	1.03 (0.95,1.13)	1.18 (1.05,1.32)
	40 once daily given simultaneously with elvitegravir			16	1.00 (0.92,1.10)	1.03 (0.98,1.08)	1.07 (0.98,1.17)
Ketoconazole	200 twice daily	150 once daily	Ritonavir 100 once daily	18	1.17 (1.04,1.33)	1.48 (1.36,1.62)	1.67 (1.48,1.88)
Ledipasvir/Sofosbuvir	90/400 once daily	150 once daily	Cobicistat 150 once daily ^b	29	0.88 (0.82,0.95)	1.02 (0.95,1.09)	1.36 (1.23,1.49)
Omeprazole	40 once daily given 2 hours before elvitegravir	50 once daily	Ritonavir 100 once daily	9	0.93 (0.83,1.04)	0.99 (0.91,1.07)	0.94 (0.85,1.04)
	20 once daily given 2 hours before elvitegravir	150 once daily	Cobicistat 150 once daily	11	1.16 (1.04,1.30)	1.10 (1.02,1.19)	1.13 (0.96,1.34)
	20 once daily given 12 hours			11	1.03 (0.92,1.15)	1.05 (0.93,1.18)	1.10 (0.92,1.32)

Coadministered Drug	Dose of Coadministered Drug (mg) after elvitegravir	Elvitegravir Dose (mg)	Cobicistat or Ritonavir Booster Dose (mg)	N	Mean Ratio of Elvitegravir Pharmacokinetic Parameters (90% CI); No effect = 1.00		
					C _{max}	AUC	C _{min}
Rifabutin	150 once every other day	150 once daily	Cobicistat 150 once daily	12	0.91 (0.84,0.99)	0.79 (0.74,0.85)	0.33 (0.27,0.40)
Rosuvastatin	10 single dose	150 once daily	Cobicistat 150 once daily	10	0.94 (0.83,1.07)	1.02 (0.91,1.14)	0.98 (0.83,1.16)
Sertraline	50 single dose	150 once daily ^c	Cobicistat 150 once daily ^c	19	0.88 (0.82,0.93)	0.94 (0.89,0.98)	0.99 (0.93,1.05)

- a. All interaction studies conducted in healthy volunteers.
- b. Mean ratio of cobicistat PK parameters (90% CI) was 1.25 (1.18,1.32) for C_{max}, 1.59 (1.49,1.70) for AUC, and 4.25 (3.47,5.22) for C_{min}.
- c. Study conducted with GENVOYA.

Table 10 Drug Interactions: Changes in Pharmacokinetic Parameters for Tenofovir Alafenamide (TAF) in the Presence of the Coadministered Drug^a

Coadministered Drug	Dose of Coadministered Drug (mg)	TAF (mg)	N	Mean Ratio of TAF Pharmacokinetic Parameters (90% CI); No effect = 1.00		
				C _{max}	AUC	C _{min}
Cobicistat	150 once daily	8 once daily	12	2.83 (2.20,3.65)	2.65 (2.29,3.07)	NC
Sertraline	50 single dose	10 once daily ^b	19	1.00 (0.86,1.16)	0.96 (0.89,1.03)	NC

NC = Not Calculated

- a. All interaction studies conducted in healthy volunteers.
- b. Study conducted with GENVOYA.

Table 11 Drug Interactions: Changes in Pharmacokinetic Parameters for Coadministered Drug in the Presence of GENVOYA or the Individual Components^a

Coadministered Drug	Dose of Coadministered Drug (mg)	Elvitegravir Dose (mg)	Cobicistat Booster Dose (mg)	N	Mean Ratio of Coadministered Drug Pharmacokinetic Parameters (90% CI); No effect = 1.00		
					C _{max}	AUC	C _{min}
Buprenorphine	16 - 24 once daily	150 once daily	150 once daily	17	1.12 (0.98 to 1.27)	1.35 (1.18 to 1.55)	1.66 (1.43 to 1.93)
Norbuprenorphine					1.24 (1.03 to 1.49)	1.42 (1.22 to 1.67)	1.57 (1.31 to 1.88)
Carbamazepine	200 twice daily	150 once daily	150 once daily	12	1.40 (1.32,1.49)	1.43 (1.36,1.52)	1.51 (1.41,1.62)
Carbamazepine-10,11-epoxide					0.73 (0.70,0.78)	0.65 (0.63,0.66)	0.59 (0.57,0.61)
Desipramine	50 single dose	N/A	150 once daily	8	1.24 (1.08,1.44)	1.65 (1.36,2.02)	NC
Digoxin	0.5 single dose	N/A	150 once daily	22	1.41 (1.29,1.55)	1.08 (1.00,1.17)	NC
Ledipasvir	90 once daily	150 once daily	150 once daily	29	1.63 (1.51,1.75)	1.78 (1.64,1.94)	1.91 (1.76,2.08)
Sofosbuvir	400 once daily				1.33 (1.14,1.56)	1.36 (1.21,1.52)	N/A
GS-331007 ^b					1.33 (1.22,1.44)	1.44 (1.41,1.48)	1.53 (1.47,1.59)
Naloxone	4 - 6 once daily	150 once daily	150 once daily	17	0.72 (0.61,0.85)	0.72 (0.59,0.87)	N/A
Norgestimate/ ethinyl estradiol	0.180/0.215/ 0.250 norgestimate once daily	150 once daily ^c	150 once daily ^c	13	2.08 (2.00,2.17)	2.26 (2.15,2.37)	2.67 (2.43,2.92)
	0.025 ethinyl estradiol once daily				0.94 (0.86,1.04)	0.75 (0.69,0.81)	0.56 (0.52,0.61)
R-Methadone	80-120 daily	150 once daily	150 once daily	11	1.01 (0.91,1.13)	1.07 (0.96,1.19)	1.10 (0.95,1.28)
S-Methadone					0.96 (0.87,1.06)	1.00 (0.89,1.12)	1.02 (0.89,1.17)

Sertraline	50 single dose	150 once daily ^d	150 once daily ^d	19	1.14 (0.94,1.38)	0.93 (0.77,1.13)	N/A
Rifabutin	150 once every other day	150 once daily	150 once daily	12	1.09 (0.98,1.20) ^e	0.92 (0.83,1.03) ^e	0.94 (0.85,1.04) ^e
25-O-desacetyl-rifabutin				12	4.84 (4.09,5.74) ^e	6.25 (5.08,7.69) ^e	4.94 (4.04,6.04) ^e
Rosuvastatin	10 single dose	150 once daily	150 once daily	10	1.89 (1.48,2.42)	1.38 (1.14,1.67)	NC

N/A = Not Applicable; NC = Not Calculated

- All interaction studies conducted in healthy volunteers.
- The predominant circulating metabolite of sofosbuvir.
- Study conducted with STRIBILD.
- Study conducted with GENVOYA.
- Comparison based on rifabutin 300 mg once daily.

12.4 Microbiology

Mechanism of Action

Elvitegravir. Elvitegravir inhibits the strand transfer activity of HIV-1 integrase (integrase strand transfer inhibitor; INSTI), an HIV-1 encoded enzyme that is required for viral replication. Inhibition of integrase prevents the integration of HIV-1 DNA into host genomic DNA, blocking the formation of the HIV-1 provirus and propagation of the viral infection. Elvitegravir does not inhibit human topoisomerases I or II.

Cobicistat. Cobicistat is a selective, mechanism-based inhibitor of cytochromes P450 of the CYP3A subfamily. Inhibition of CYP3A-mediated metabolism by cobicistat enhances the systemic exposure of CYP3A substrates, such as elvitegravir, where bioavailability is limited and half-life is shortened by CYP3A-dependent metabolism.

Emtricitabine. Emtricitabine, a synthetic nucleoside analog of cytidine, is phosphorylated by cellular enzymes to form emtricitabine 5'-triphosphate. Emtricitabine 5'-triphosphate inhibits the activity of the HIV-1 reverse transcriptase by competing with the natural substrate deoxycytidine 5'-triphosphate and by being incorporated into nascent viral DNA which results in chain termination. Emtricitabine 5'-triphosphate is a weak inhibitor of mammalian DNA polymerases α , β , ϵ , and mitochondrial DNA polymerase γ .

Tenofovir Alafenamide (TAF): TAF is a phosphonoamidate prodrug of tenofovir (2'-deoxyadenosine monophosphate analog). Plasma exposure to TAF allows for permeation into cells and then TAF is intracellularly converted to tenofovir through hydrolysis by cathepsin A. Tenofovir is subsequently phosphorylated by cellular kinases to the active metabolite tenofovir diphosphate. Tenofovir diphosphate inhibits HIV replication through incorporation into viral DNA by the HIV reverse transcriptase, which results in DNA chain-termination.

Tenofovir has activity that is specific to human immunodeficiency virus and hepatitis B virus. Cell culture studies have shown that both emtricitabine and tenofovir can be fully

phosphorylated when combined in cells. Tenofovir diphosphate is a weak inhibitor of mammalian DNA polymerases that include mitochondrial DNA polymerase γ and there is no evidence of toxicity to mitochondria in cell culture.

Antiviral Activity in Cell Culture

Elvitegravir, Cobicistat, Emtricitabine, and Tenofovir Alafenamide (TAF): The combination of elvitegravir, emtricitabine, and TAF was not antagonistic in cell culture combination antiviral activity assays and was not affected by the addition of cobicistat. In addition, elvitegravir, cobicistat, emtricitabine, and TAF were not antagonistic with a panel of representatives from the major classes of approved anti-HIV-1 agents (INSTIs, NNRTIs, NRTIs, and PIs).

Elvitegravir: The antiviral activity of elvitegravir against laboratory and clinical isolates of HIV-1 was assessed in T lymphoblastoid cell lines, monocyte/macrophage cells, and primary peripheral blood lymphocytes. The 50% effective concentrations (EC_{50}) ranged from 0.02 to 1.7 nM. Elvitegravir displayed antiviral activity in cell culture against HIV-1 clades A, B, C, D, E, F, G, and O (EC_{50} values ranged from 0.1 to 1.3 nM) and activity against HIV-2 (EC_{50} value of 0.53 nM). Elvitegravir did not show inhibition of replication of HBV or HCV in cell culture.

Cobicistat: Cobicistat has no detectable antiviral activity in cell culture against HIV-1, HBV, or HCV and does not antagonize the antiviral activity of elvitegravir, emtricitabine, or tenofovir.

Emtricitabine: The antiviral activity of emtricitabine against laboratory and clinical isolates of HIV-1 was assessed in T lymphoblastoid cell lines, the MAGI-CCR5 cell line, and primary peripheral blood mononuclear cells. The EC_{50} values for emtricitabine were in the range of 0.0013–0.64 microM. Emtricitabine displayed antiviral activity in cell culture against HIV-1 clades A, B, C, D, E, F, and G (EC_{50} values ranged from 0.007–0.075 microM) and showed strain specific activity against HIV-2 (EC_{50} values ranged from 0.007–1.5 microM).

Tenofovir Alafenamide (TAF): The antiviral activity of TAF against laboratory and clinical isolates of HIV-1 subtype B was assessed in lymphoblastoid cell lines, PBMCs, primary monocyte/macrophage cells and CD4-T lymphocytes. The EC_{50} values for TAF ranged from 2.0 to 14.7 nM.

TAF displayed antiviral activity in cell culture against all HIV-1 groups (M, N, O), including sub-types A, B, C, D, E, F, and G (EC_{50} values ranged from 0.10 to 12.0 nM) and strain specific activity against HIV-2 (EC_{50} values ranged from 0.91 to 2.63 nM).

Resistance

In Cell Culture

Elvitegravir: HIV-1 isolates with reduced susceptibility to elvitegravir have been selected in cell culture. Reduced susceptibility to elvitegravir was associated with the primary integrase substitutions T66A/I, E92G/Q, S147G, and Q148R.

Additional integrase substitutions observed in cell culture selection included D10E, S17N, H51Y, F121Y, S153F/Y, E157Q, D232N, R263K, and V281M.

Emtricitabine: HIV-1 isolates with reduced susceptibility to emtricitabine have been selected in cell culture. Reduced susceptibility to emtricitabine was associated with M184V or I substitutions in HIV-1 RT.

Tenofovir Alafenamide (TAF): HIV-1 isolates with reduced susceptibility to TAF have been selected in cell culture. HIV-1 isolates selected by TAF expressed a K65R substitution in HIV-1 RT, sometimes in the presence of S68N or L429I substitutions; in addition, a K70E substitution in HIV-1 RT has been observed. HIV-1 isolates with the K65R substitution have reduced susceptibility to abacavir, emtricitabine, lamivudine, and tenofovir.

In Clinical Trials

In Treatment-Naïve Subjects:

In a pooled analysis of antiretroviral-naïve subjects receiving GENVOYA in Studies 104 and 111, genotyping was performed on plasma HIV-1 isolates from all subjects with HIV-1 RNA greater than 400 copies per mL at confirmed virologic failure, at Week 48, or at time of early study drug discontinuation. As of Week 48, the development of genotypic resistance to elvitegravir, emtricitabine, or TAF was observed in 7 of 14 subjects with evaluable resistance data from paired baseline and GENVOYA treatment-failure isolates (7 of 866 subjects [0.8%]) compared with 6 of 17 treatment-failure isolates from subjects with evaluable resistance data in the STRIBILD treatment group (6 of 867 subjects [0.7%]). Of the 7 subjects with resistance development in the GENVOYA group, the resistance-associated substitutions that emerged were M184V/I (N=7) and K65R (N=1) in reverse transcriptase and T66T/A/I/V (N=2), E92Q (N=2), E138K (N=1), Q148Q/R (N=1) and N155H (N=1) in integrase. Three subjects had virus with emergent R, H, or E at the polymorphic Q207 residue in reverse transcriptase. Of the 6 subjects with resistance development in the STRIBILD group, the resistance-associated substitutions that emerged were M184V/I (N=5) and K65R (N=2) in reverse transcriptase and E92E/Q (N=2), E138K (N=3) and Q148R (N=2) in integrase. In both treatment groups, most subjects who developed substitutions associated with resistance to elvitegravir also developed emtricitabine resistance-associated substitutions. The genotypic resistance results were confirmed by phenotypic analyses.

In Virologically Suppressed Subjects:

One subject was identified with emergent resistance to GENVOYA (M184M/I) out of 4 virologic failure subjects in a clinical study of virologically-suppressed subjects who switched from a regimen containing emtricitabine/TDF and a third agent to GENVOYA (Study 109, N=799).

Cross-Resistance

No cross-resistance has been demonstrated for elvitegravir-resistant HIV-1 isolates and emtricitabine or tenofovir, or for emtricitabine- or tenofovir-resistant isolates and elvitegravir.

Elvitegravir: Cross-resistance has been observed among INSTIs. Elvitegravir-resistant viruses showed varying degrees of cross-resistance in cell culture to raltegravir depending on the type and number of amino acid substitutions in HIV-1 integrase. Of the primary elvitegravir resistance-associated substitutions tested (T66A/I/K, E92G/Q, T97A, S147G, Q148H/K/R, and N155H), all but three (T66I, E92G, and S147G) conferred greater than 1.5-fold reduced susceptibility to raltegravir (above the biological cutoff for raltegravir) when introduced individually into a wild-type virus by site-directed mutagenesis. Of the primary raltegravir resistance-associated substitutions (Y143C/H/R, Q148H/K/R, and N155H), all but Y143C/H conferred greater than 2.5-fold reductions in susceptibility to elvitegravir (above the biological cutoff for elvitegravir). Some viruses expressing elvitegravir or raltegravir resistance amino acid substitutions maintain susceptibility to dolutegravir.

Emtricitabine: Cross-resistance has been observed among NRTIs. Emtricitabine-resistant isolates harboring an M184V/I substitution in HIV-1 RT were cross-resistant to lamivudine. HIV-1 isolates containing the K65R RT substitution, selected *in vivo* by abacavir, didanosine, and tenofovir, demonstrated reduced susceptibility to inhibition by emtricitabine.

Tenofovir Alafenamide (TAF): Tenofovir resistance substitutions, K65R and K70E, result in reduced susceptibility to abacavir, didanosine, emtricitabine, lamivudine, and tenofovir.

HIV-1 with multiple TAMs (M41L, D67N, K70R, L210W, T215F/Y, K219Q/E/N/R), or multinucleoside resistant HIV-1 with a T69S double insertion mutation or with a Q151M mutation complex including K65R, showed reduced susceptibility to TAF in cell culture.

13 NONCLINICAL TOXICOLOGY

13.1 Carcinogenesis, Mutagenesis, Impairment of Fertility

Elvitegravir

Long-term carcinogenicity studies of elvitegravir were carried out in mice (104 weeks) and in rats for up to 88 weeks (males) and 90 weeks (females). No drug-related increases in tumor incidence were found in mice at doses up to 2000 mg per kg per day alone or in combination with 25 mg per kg per day RTV at exposures 3- and 14-fold, respectively, the human systemic exposure at the recommended daily dose of 150 mg. No drug-related increases in tumor incidence were found in rats at doses up to 2000 mg per kg per day at exposures 12- to 27-fold, respectively in male and female, the human systemic exposure.

Elvitegravir was not genotoxic in the reverse mutation bacterial test (Ames test) and the rat micronucleus assay. In an *in vitro* chromosomal aberration test, elvitegravir was negative with metabolic activation; however, an equivocal response was observed without activation.

Elvitegravir did not affect fertility in male and female rats at approximately 16- and 30-fold higher exposures (AUC), respectively, than in humans at the therapeutic 150 mg daily dose.

Fertility was normal in the offspring of rats exposed daily from before birth (*in utero*) through sexual maturity at daily exposures (AUC) of approximately 18-fold higher than human exposures at the recommended 150 mg daily dose.

Cobicistat

In a long-term carcinogenicity study in mice, no drug-related increases in tumor incidence were observed at doses up to 50 and 100 mg/kg/day (males and females, respectively). Cobicistat exposures at these doses were approximately 7 (male) and 16 (females) times, respectively, the human systemic exposure at the therapeutic daily dose. In a long-term carcinogenicity study of cobicistat in rats, an increased incidence of follicular cell adenomas and/or carcinomas in the thyroid gland was observed at doses of 25 and 50 mg/kg/day in males, and at 30 mg/kg/day in females. The follicular cell findings are considered to be rat-specific, secondary to hepatic microsomal enzyme induction and thyroid hormone imbalance, and are not relevant for humans. At the highest doses tested in the rat carcinogenicity study, systemic exposures were approximately 2 times the human systemic exposure at the therapeutic daily dose.

Cobicistat was not genotoxic in the reverse mutation bacterial test (Ames test), mouse lymphoma or rat micronucleus assays.

Cobicistat did not affect fertility in male or female rats at daily exposures (AUC) approximately 4-fold higher than human exposures at the recommended 150 mg daily dose.

Fertility was normal in the offspring of rats exposed daily from before birth (*in utero*) through sexual maturity at daily exposures (AUC) of approximately 1.2-fold higher than human exposures at the recommended 150 mg daily dose.

Emtricitabine

In long-term carcinogenicity studies of emtricitabine, no drug-related increases in tumor incidence were found in mice at doses up to 750 mg per kg per day (23 times the human systemic exposure at the therapeutic dose of 200 mg per day) or in rats at doses up to 600 mg per kg per day (28 times the human systemic exposure at the therapeutic dose).

Emtricitabine was not genotoxic in the reverse mutation bacterial test (Ames test), mouse lymphoma or mouse micronucleus assays.

Emtricitabine did not affect fertility in male rats at approximately 140-fold or in male and female mice at approximately 60-fold higher exposures (AUC) than in humans given the recommended 200 mg daily dose. Fertility was normal in the offspring of mice exposed daily from before birth (*in utero*) through sexual maturity at daily exposures (AUC) of approximately 60-fold higher than human exposures at the recommended 200 mg daily dose.

Tenofovir Alafenamide (TAF)

Since TAF is rapidly converted to tenofovir and a lower tenofovir exposure in rats and mice is observed after TAF administration compared to TDF administration, carcinogenicity studies were conducted only with TDF. Long-term oral carcinogenicity studies of TDF in mice and rats were carried out at exposures up to approximately 10 times (mice) and 4 times (rats) those observed in humans at the 300 mg therapeutic dose of TDF for HIV-1 infection. The tenofovir exposure in these studies was approximately 167 times (mice) and 5 times (rat) those observed in humans after administration of GENVOYA treatment. At the high dose in female mice, liver adenomas were increased at tenofovir exposures 10 times (300 mg TDF) and 167 times (10 mg TAF in GENVOYA) that in humans. In rats, the study was negative for carcinogenic findings.

TAF was not genotoxic in the reverse mutation bacterial test (Ames test), mouse lymphoma or rat micronucleus assays.

There were no effects on fertility, mating performance or early embryonic development when TAF was administered to male rats at a dose equivalent to 155 times the human dose based on body surface area comparisons for 28 days prior to mating and to female rats for 14 days prior to mating through Day 7 of gestation.

13.2 Animal Toxicology and/or Pharmacology

Minimal to slight infiltration of mononuclear cells in the posterior uvea was observed in dogs with similar severity after three and nine month administration of TAF; reversibility was seen after a three month recovery period. At the NOAEL for eye toxicity, the systemic exposure in dogs was 5 (TAF) and 15 (tenofovir) times the exposure seen in humans at the recommended daily GENVOYA dosage.

14 CLINICAL STUDIES

14.1 Description of Clinical Trials

The efficacy and safety of GENVOYA were evaluated in the studies summarized in Table 12.

Table 12 Trials Conducted with GENVOYA in Subjects with HIV-1 Infection

Trial	Population	Study Arms (N)	Timepoint (Week)
Study 104 ^a Study 111 ^a	Treatment-naïve adults	GENVOYA (866) STRIBILD (867)	48
Study 109 ^b	Virologically-suppressed ^d adults	GENVOYA (799) ATRIPLA [®] or TRUVADA [®] +atazanavir+cobicistat or ritonavir or STRIBILD (397)	48
Study 112 ^c	Virologically-suppressed ^d adults with renal impairment ^e	GENVOYA (242)	24
Study 106 ^c	Treatment-naïve adolescents between the ages of 12 to less than 18 years	GENVOYA (23)	24

- a. Randomized, double blind, active controlled trial.
b. Randomized, open label, active controlled trial.
c. Open label trial.
d. HIV-1 RNA less than 50 copies per mL.
e. eGFR of 30 to 69 mL per minute by Cockcroft-Gault method.

14.2 Clinical Trial Results in HIV-1 Treatment-Naïve Subjects

In both Study 104 and Study 111, subjects were randomized in a 1:1 ratio to receive either GENVOYA (N=866) once daily or STRIBILD (elvitegravir 150 mg, cobicistat 150 mg, emtricitabine 200 mg, TDF 300 mg) (N=867) once daily. The mean age was 36 years (range 18-76), 85% were male, 57% were White, 25% were Black, and 10% were Asian. Nineteen percent of subjects identified as Hispanic/Latino. The mean baseline plasma HIV-1 RNA was 4.5 log₁₀ copies per mL (range 1.3–7.0) and 23% of subjects had baseline viral loads greater than 100,000 copies per mL. The mean baseline CD4+ cell count was 427 cells per mm³ (range 0-1360) and 13% had CD4+ cell counts less than 200 cells per mm³.

Pooled treatment outcomes of Studies 104 and 111 through 48 weeks are presented in Table 13.

Table 13 Pooled Virologic Outcomes of Randomized Treatment in Studies 104 and 111 at Week 48^a in Treatment-Naïve Subjects

	GENVOYA (N=866)	STRIBILD (N=867)
HIV-1 RNA < 50 copies/mL	92%	90%
Treatment Difference	2.0% (95% CI: -0.7% to 4.7%)	
HIV-1 RNA ≥ 50 copies/mL^b	4%	4%
No Virologic Data at Week 48 Window	4%	6%
Discontinued Study Drug Due to AE or Death ^c	1%	2%
Discontinued Study Drug Due to Other Reasons and Last Available HIV-1 RNA < 50 copies/mL ^d	2%	4%
Missing Data During Window but on Study Drug	1%	<1%

- Week 48 window was between Day 294 and 377 (inclusive).
- Included subjects who had ≥ 50 copies/mL in the Week 48 window; subjects who discontinued early due to lack or loss of efficacy; subjects who discontinued for reasons other than an adverse event (AE), death or lack or loss of efficacy and at the time of discontinuation had a viral value of ≥ 50 copies/mL.
- Includes subjects who discontinued due to AE or death at any time point from Day 1 through the time window if this resulted in no virologic data on treatment during the specified window.
- Includes subjects who discontinued for reasons other than an AE, death or lack or loss of efficacy; e.g., withdrew consent, loss to follow-up, etc.

Treatment outcomes were similar across subgroups by age, sex, race, baseline viral load, and baseline CD4+ cell count.

In Studies 104 and 111, the mean increase from baseline in CD4+ cell count at Week 48 was 230 cells per mm³ in GENVOYA-treated subjects and 211 cells per mm³ in STRIBILD-treated subjects.

14.3 Clinical Trial Results in HIV-1 Virologically-Suppressed Subjects Who Switched to GENVOYA

In Study 109, the efficacy and safety of switching from either ATRIPLA, TRUVADA plus atazanavir (given with either cobicistat or ritonavir), or STRIBILD to GENVOYA once daily were evaluated in a randomized, open-label trial of virologically-suppressed (HIV-1 RNA less than 50 copies per mL) HIV-1 infected adults (1196 of 1436 enrolled and treated were evaluable for efficacy). Subjects must have been suppressed (HIV-1 RNA less than 50 copies per mL) on their baseline regimen for at least 6 months and had no known resistance-associated substitutions to any of the components of GENVOYA prior to study entry. Subjects were randomized in a 2:1 ratio to either switch to GENVOYA at baseline (N=799), or stay on their baseline antiretroviral regimen (N=397). Subjects had a mean age of 41 years (range 21-72), 90% were male, 67% were White, and 21%

were Black. The mean baseline CD4+ cell count was 705 cells per mm³ (range 79-1951).

Subjects were stratified by prior treatment regimen. At screening, 42% of subjects were receiving TRUVADA plus atazanavir (given with either cobicistat or ritonavir), 32% were receiving STRIBILD, and 26% were receiving ATRIPLA.

Treatment outcomes of Study 109 through 48 weeks are presented in Table 14.

Table 14 Virologic Outcomes of Study 109 at Week 48^a in Virologically-Suppressed Subjects who Switched to GENVOYA

	GENVOYA (N=799)	ATRIPLA or TRUVADA+atazanavir+ cobicistat or ritonavir or STRIBILD (N=397)
HIV-1 RNA < 50 copies/mL	96%	93%
HIV-1 RNA ≥ 50 copies/mL^b	1%	1%
No Virologic Data at Week 48 Window	3%	6%
Discontinued Study Drug Due to AE or Death ^c	1%	1%
Discontinued Study Drug Due to Other Reasons and Last Available HIV-1 RNA < 50 copies/mL ^d	1%	4%
Missing Data During Window but on Study Drug	2%	1%

- Week 48 window was between Day 294 and 377 (inclusive).
- Included subjects who had ≥ 50 copies/mL in the Week 48 window; subjects who discontinued early due to lack or loss of efficacy; subjects who discontinued for reasons other than an adverse event (AE), death or lack or loss of efficacy and at the time of discontinuation had a viral value of ≥ 50 copies/mL.
- Includes subjects who discontinued due to AE or death at any time point from Day 1 through the time window if this resulted in no virologic data on treatment during the specified window.
- Includes subjects who discontinued for reasons other than an AE, death or lack or loss of efficacy; e.g., withdrew consent, loss to follow-up, etc.

Treatment outcomes were similar across subgroups receiving ATRIPLA, TRUVADA plus atazanavir (given with either cobicistat or ritonavir), or STRIBILD prior to randomization. In Study 109, the mean increase from baseline in CD4+ cell count at Week 48 was 33 cells per mm³ in GENVOYA-treated subjects and 27 cells per mm³ in subjects who stayed on their baseline regimen.

14.4 Clinical Trial Results in HIV-1 Infected Subjects with Renal Impairment

In Study 112, the efficacy and safety of GENVOYA once daily were evaluated in an open-label clinical trial of 248 HIV-1 infected subjects with renal impairment (eGFR of 30 to 69 mL per minute by Cockcroft-Gault method). Of the 248 enrolled, 6 were treatment naïve and 242 were virologically suppressed (HIV-1 RNA less than 50 copies

per mL) for at least 6 months before switching to GENVOYA [see *Use in Specific Populations* (8.6) and *Clinical Pharmacology* (12.3)].

The mean age was 58 years (range 24-82), with 63 subjects (26%) who were 65 years of age or older. Seventy-nine percent were male, 63% were White, 18% were Black, and 14% were Asian. Thirteen percent of subjects identified as Hispanic/Latino. The mean baseline CD4+ cell count was 664 cells per mm³ (range 126-1813). At Week 24, 95% (230/242 virologically suppressed subjects) maintained HIV-1 RNA less than 50 copies per mL after switching to GENVOYA. Three subjects had virologic failure at Week 24.

14.5 Clinical Trial Results in HIV-1 Treatment-Naïve Adolescent Subjects Aged 12 to Less than 18

In Study 106, the efficacy, safety, and pharmacokinetics of GENVOYA were evaluated in an open-label trial in HIV-1-infected treatment-naïve adolescents aged 12 to less than 18 years. Twenty-three subjects treated with GENVOYA once daily for 24 weeks had a mean age of 14 years; 52% were male, 17% were Asian, and 83% were black. At baseline, mean plasma HIV-1 RNA was 4.8 log₁₀ copies per mL (35% had baseline plasma HIV-1 RNA greater than 100,000 copies per mL), median CD4+ cell count was 456 cells per mm³ (range: 104 to 748), and median CD4+ percentage was 23% (range: 7% to 41%).

At 24 weeks, the virologic response rate to GENVOYA in treatment naïve HIV-1 infected adolescents was similar to response rates in trials of treatment naïve HIV-1 infected adults; 91% achieved HIV-1 RNA less than 50 copies per mL. The mean increase from baseline in CD4+ cell count at Week 24 was 212 cells per mm³. Two subjects had virologic failure at Week 24; neither subject had evidence of resistance to GENVOYA.

16 HOW SUPPLIED/STORAGE AND HANDLING

GENVOYA tablets are green, capsule-shaped, film-coated tablets, debossed with “GSI” on one side of the tablet and the number “510” on the other side. Each bottle contains 30 tablets (NDC 61958-1901-1), a silica gel desiccant, polyester coil, and is closed with a child-resistant closure.

Store below 30 °C (86 °F).

- Keep container tightly closed.
- Dispense only in original container.
- Do not use if seal over bottle opening is broken or missing.

17 PATIENT COUNSELING INFORMATION

Advise the patient to read the FDA-approved patient labeling (Patient Information).

Drug Interactions

GENVOYA may interact with many drugs; therefore, advise patients to report to their healthcare provider the use of any other prescription or non-prescription medication or herbal products including St. John's wort [see *Contraindications (4)*].

Coadministration of GENVOYA with other antiretroviral products is not recommended [see *Warnings and Precautions (5.3)* and *Drug Interactions (7)*].

Lactic Acidosis

Lactic acidosis and severe hepatomegaly with steatosis, including fatal cases, have been reported with use of drugs similar to GENVOYA. Advise patients that treatment with GENVOYA should be suspended if they develop clinical symptoms suggestive of lactic acidosis or pronounced hepatotoxicity (including nausea, vomiting, unusual or unexpected stomach discomfort, and weakness) [see *Boxed Warning and Warnings and Precautions (5.1)*].

Testing Prior to Initiation of GENVOYA and HBV Co-Infection

Instruct patients that hepatitis B testing is recommended prior to initiating antiretroviral therapy. Severe acute exacerbations of hepatitis B have been reported in patients who are coinfecting with HBV and HIV-1 and have discontinued products containing emtricitabine and/or TDF, and may occur with GENVOYA [see *Boxed Warning, Dosage and Administration (2.1)* and *Warnings and Precautions (5.2)*]. Advise the patient to not discontinue GENVOYA without first informing his or her healthcare provider.

Fat Redistribution

Inform patients that redistribution or accumulation of body fat may occur in patients receiving antiretroviral therapy and that the cause and long-term health effects of these conditions are not known [see *Warnings and Precautions (5.5)*].

Immune Reconstitution Syndrome:

Advise patients to inform their healthcare provider immediately of any symptoms of infection, as in some patients with advanced HIV infection (AIDS), signs and symptoms of inflammation from previous infections may occur soon after anti-HIV treatment is started [see *Warnings and Precautions (5.6)*].

Renal Impairment

Advise patients to avoid taking GENVOYA with concurrent or recent use of nephrotoxic agents. Renal impairment including cases of acute renal failure has been reported in association with the use of tenofovir prodrugs [see *Warnings and Precautions (5.7)*].

Decrease in Bone Mineral Density

Advise patients that decreases in bone mineral density have been observed with the use of GENVOYA. Assessment of bone mineral density (BMD) should be

considered in patients who have a history of pathologic bone fracture or other risk factors for osteoporosis or bone loss [see *Warnings and Precautions* (5.8)].

Missed Dosage

Inform patients that it is important to take GENVOYA on a regular dosing schedule with food and to avoid missing doses.

Pregnancy Registry

Inform patients that there is an antiretroviral pregnancy registry to monitor fetal outcomes of pregnant women exposed to GENVOYA [see *Use in Specific Populations* (8.1)].

Lactation

Inform patients that at least one of the drugs contained in GENVOYA can be passed to the baby in breast milk. It is not known whether this could harm the baby. Also, mothers with HIV-1 should not breastfeed because HIV-1 can be passed to the baby in breast milk [see *Use in Specific Populations* (8.3)].

Manufactured and distributed by: Gilead Sciences, Inc. Foster City, CA 94404

Patient Information

GENVOYA[®] (jen-VOY-uh)
(elvitegravir, cobicistat, emtricitabine,
and tenofovir alafenamide)
tablets

Important: Ask your healthcare provider or pharmacist about medicines that should not be taken with GENVOYA. For more information, see the section “What should I tell my healthcare provider before taking GENVOYA?”

Read this Patient Information before you start taking GENVOYA and each time you get a refill. There may be new information. This information does not take the place of talking with your healthcare provider about your medical condition or treatment.

What is the most important information I should know about GENVOYA?

GENVOYA can cause serious side effects, including:

- 1. Build-up of lactic acid in your blood (lactic acidosis).** Lactic acidosis may happen in some people who take GENVOYA. Lactic acidosis is a serious medical emergency that can lead to death.

Lactic acidosis can be hard to identify early, because the symptoms could seem like symptoms of other health problems. Call your healthcare provider right away if you get any of the following symptoms which could be signs of lactic acidosis:
 - feel very weak or tired
 - have unusual (not normal) muscle pain
 - have trouble breathing
 - have stomach pain with
 - nausea
 - vomiting
 - feel cold, especially in your arms and legs
 - feel dizzy or lightheaded
 - have a fast or irregular heartbeat
- 2. Severe liver problems.** Severe liver problems may happen in people who take GENVOYA. In some cases, these liver problems can lead to death. Your liver may become large (hepatomegaly) and you may develop fat in your liver (steatosis).

Call your healthcare provider right away if you get any of the following symptoms of liver problems:
 - your skin or the white part of your eyes turns yellow (jaundice)
 - dark “tea-colored” urine
 - light-colored bowel movements (stools)
 - loss of appetite for several days or longer
 - nausea
 - stomach pain**You may be more likely to get lactic acidosis or severe liver problems if you are female, very overweight (obese), or have been taking GENVOYA for a long time.**
- 3. Worsening of Hepatitis B infection.** GENVOYA is not for use to treat chronic hepatitis B virus (HBV) infection. If you have hepatitis B virus (HBV) infection and take GENVOYA, your HBV may get worse (flare-up) if you stop taking GENVOYA. A “flare-up” is when your HBV infection suddenly returns in a worse way than before.
 - Do not run out of GENVOYA. Refill your prescription or talk to your healthcare provider before your GENVOYA is all gone.
 - Do not stop taking GENVOYA without first talking to your healthcare provider.
 - If you stop taking GENVOYA, your healthcare provider will need to check your health often and do blood tests regularly for several months to check your HBV infection. Tell your healthcare provider about any new or unusual symptoms you may have after you stop taking GENVOYA.

For more information about side effects, see the section “What are the possible side effects of GENVOYA?”

What is GENVOYA?

GENVOYA is a prescription medicine that is used without other antiretroviral medicines to treat Human Immunodeficiency Virus-1 (HIV-1) in people 12 years of age and older:

- who have not received anti-HIV-1 medicines in the past, **or**
- to replace their current anti-HIV-1 medicines:
 - in people who have been on the same anti-HIV-1 medicine regimen for at least 6 months, **and**
 - who have an amount of HIV-1 in their blood (this is called ‘viral load’) that is less than 50 copies/mL, **and**
 - have never failed past HIV-1 treatment.

HIV-1 is the virus that causes AIDS (Acquired Immune Deficiency Syndrome).

GENVOYA contains the prescription medicines elvitegravir (VITEKTA[®]), cobicistat (TYBOST[®]), emtricitabine (EMTRIVA[®]) and tenofovir alafenamide.

It is not known if GENVOYA is safe and effective in children under 12 years of age.

When used to treat HIV-1 infection, GENVOYA may:

- Reduce the amount of HIV-1 in your blood. This is called “viral load”.
- Increase the number of CD4+ (T) cells in your blood that help fight off other infections.

Reducing the amount of HIV-1 and increasing the CD4+ (T) cells in your blood may help improve your immune system. This may reduce your risk of death or getting infections that can happen when your immune system is weak (opportunistic infections).

GENVOYA does not cure HIV-1 infections or AIDS. You must stay on continuous HIV-1 therapy to control HIV-1 infection and decrease HIV-related illnesses.

Avoid doing things that can spread HIV-1 infection to others.

- Do not share or re-use needles or other injection equipment.
- Do not share personal items that can have blood or body fluids on them, like toothbrushes and razor blades.
- Do not have any kind of sex without protection. Always practice safer sex by using a latex or polyurethane condom to lower the chance of sexual contact with semen, vaginal secretions, or blood.

Ask your healthcare provider if you have any questions about how to prevent passing HIV-1 to other people.

Who should not take GENVOYA?

Do not take GENVOYA if you also take a medicine that contains:

- alfuzosin hydrochloride (UROXATRAL[®])
- carbamazepine (CARBATROL[®], EPITOL[®], EQUETRO[®], TEGRETOL[®], TEGRETOL-XR[®], TERIL[®])
- cisapride (PROPULSID[®], PROPULSID QUICKSOLV[®])
- ergot-containing medicines, including:
 - dihydroergotamine mesylate (D.H.E. 45[®], MIGRANAL[®])
 - ergotamine tartrate (CAFERGOT[®], MIGERGOT[®], ERGOSTAT[®], MEDIHALER ERGOTAMINE[®], WIGRAINE[®], WIGRETTES[®])
 - methylergonovine maleate (ERGOTRATE[®], METHERGINE[®])
- lovastatin (ADVICOR[®], ALTOPREV[®], MEVACOR[®])
- midazolam, when taken by mouth
- phenobarbital (LUMINAL[®])
- phenytoin (DILANTIN[®], PHENYTEK[®])
- pimozide (ORAP[®])
- rifampin (RIFADIN[®], RIFAMATE[®], RIFATER[®], RIMACTANE[®])
- sildenafil (REVATIO[®]), when used for treating the lung problem, pulmonary arterial hypertension (PAH)
- simvastatin (SIMCOR[®], VYTORIN[®], ZOCOR[®])
- triazolam (HALCION[®])
- St. John’s wort (*Hypericum perforatum*) or a product that contains St. John’s wort

What should I tell my healthcare provider before taking GENVOYA?

Before taking GENVOYA, tell your healthcare provider if you:

- have liver problems, including hepatitis B infection
- have kidney problems
- have bone problems
- have any other medical conditions
- are pregnant or plan to become pregnant. It is not known if GENVOYA can harm your unborn baby. Tell your healthcare provider if you become pregnant while taking GENVOYA.

Pregnancy Registry: There is a pregnancy registry for women who take antiviral medicines during pregnancy. The purpose of this registry is to collect information about the health of you and your baby. Talk with your healthcare provider about how you can take part in this registry.

- are breastfeeding or plan to breastfeed. Do not breastfeed if you take GENVOYA.
 - You should not breastfeed if you have HIV-1 because of the risk of passing HIV-1 to your baby.
 - At least one of the medicines in GENVOYA can pass to your baby in your breast milk. It is not known if the other medicines in GENVOYA can pass into your breast milk.

Talk with your healthcare provider about the best way to feed your baby.

Tell your healthcare provider about all the medicines you take, including prescription and over-the-counter medicines, vitamins, and herbal supplements.

Some medicines may interact with GENVOYA. Keep a list of your medicines and show it to your healthcare provider and pharmacist when you get a new medicine.

- You can ask your healthcare provider or pharmacist for a list of medicines that interact with GENVOYA.
- **Do not start a new medicine without telling your healthcare provider.** Your healthcare provider can tell you if it is safe to take GENVOYA with other medicines.

How should I take GENVOYA?

- Take GENVOYA exactly as your healthcare provider tells you to take it. GENVOYA is taken by itself (not with other HIV-1 medicines) to treat HIV-1 infection.
- GENVOYA is usually taken 1 time each day.
- Take GENVOYA with food.
- Do not change your dose or stop taking GENVOYA without first talking with your healthcare provider. Stay under a healthcare provider's care when taking GENVOYA.
- If you need to take a medicine for indigestion (antacid) that contains aluminum and magnesium hydroxide or calcium carbonate during treatment with GENVOYA, take it at least 2 hours before or after you take GENVOYA.
- Do not miss a dose of GENVOYA.
- If you take too much GENVOYA, call your healthcare provider or go to the nearest hospital emergency room right away.
- When your GENVOYA supply starts to run low, get more from your healthcare provider or pharmacy. This is very important because the amount of virus in your blood may increase if the medicine is stopped for even a short time. The virus may develop resistance to GENVOYA and become harder to treat.

What are the possible side effects of GENVOYA?

GENVOYA may cause serious side effects, including:

- **See “What is the most important information I should know about GENVOYA?”**
- **Changes in body fat can happen in people who take HIV-1 medicine.** These changes may include increased amount of fat in the upper back and neck (“buffalo hump”), breast, and around the middle of your body (trunk). Loss of fat from the legs, arms and face may also happen. The exact cause and long-term health effects of these conditions are not known.
- **Changes in your immune system (Immune Reconstitution Syndrome)** can happen when you start taking HIV-1 medicines. Your immune system may get stronger and begin to fight infections that have been hidden in your body for a long time. Tell your healthcare provider right away if you start having any new symptoms after starting your HIV-1 medicine.

- **New or worse kidney problems, including kidney failure.** Your healthcare provider should do blood and urine tests to check your kidneys before you start and while you are taking GENVOYA. Your healthcare provider may tell you to stop taking GENVOYA if you develop new or worse kidney problems.
- **Bone problems** can happen in some people who take GENVOYA. Bone problems may include bone pain, softening or thinning (which may lead to fractures). Your healthcare provider may need to do tests to check your bones.

The most common side effect of GENVOYA is nausea.

Tell your healthcare provider if you have any side effect that bothers you or that does not go away.

These are not all the possible side effects of GENVOYA. For more information, ask your healthcare provider or pharmacist.

Call your doctor for medical advice about side effects. You may report side effects to FDA at 1-800-FDA-1088.

How should I store GENVOYA?

- Store GENVOYA below 86 °F (30 °C).
- Keep GENVOYA in its original container.
- Keep the container tightly closed.
- Do not use GENVOYA if the seal over the bottle opening is broken or missing.

Keep GENVOYA and all medicines out of reach of children.

General information about the safe and effective use of GENVOYA.

Medicines are sometimes prescribed for purposes other than those listed in a Patient Information leaflet. Do not use GENVOYA for a condition for which it was not prescribed. Do not give GENVOYA to other people, even if they have the same symptoms you have. It may harm them.

This leaflet summarizes the most important information about GENVOYA. If you would like more information, talk with your healthcare provider. You can ask your healthcare provider or pharmacist for information about GENVOYA that is written for health professionals.

For more information, call 1-800-445-3235 or go to www.GENVOYA.com.

What are the ingredients in GENVOYA?

Active ingredients: elvitegravir, cobicistat, emtricitabine, and tenofovir alafenamide

Inactive ingredients: croscarmellose sodium, hydroxypropyl cellulose, lactose monohydrate, magnesium stearate, microcrystalline cellulose, silicon dioxide, and sodium lauryl sulfate. The tablets are film-coated with a coating material containing FD&C Blue No. 2/indigo carmine aluminum lake, iron oxide yellow, polyethylene glycol, polyvinyl alcohol, talc, and titanium dioxide.

Manufactured and distributed by: Gilead Sciences, Inc. Foster City, CA 94404

GENVOYA, EMTRIVA, STRIBILD, TRUVADA, TYBOST, and VITEKTA are trademarks of Gilead Sciences, Inc., or its related companies. ATRIPLA is a trademark of Bristol-Myers Squibb & Gilead Sciences, LLC. All other trademarks referenced herein are the property of their respective owners.

© 2015 Gilead Sciences, Inc. All rights reserved.
207561-GS-000

This Patient Information has been approved by the U.S. Food and Drug Administration.

Issued: 11/2015

Genvoya® Tablets
Each tablet contains 150 mg of elvitegravir, 150 mg of cobicistat, 200 mg of emtricitabine, and 10 mg of tenofovir alafenamide (equivalent to 11.2 mg of tenofovir alafenamide fumarate).
Store below 30 °C (86 °F) (see insert).
Keep container tightly closed. Dispense only in original container.
See package insert for dosage and administration.

KEEP OUT OF THE REACH OF CHILDREN

Manufactured for:
Gilead Sciences, Inc.
Foster City, CA 94404
Made in Canada

NDC 61958-1901-1 **30 tablets**

Genvoya®
(elvitegravir, cobicistat, emtricitabine, and tenofovir alafenamide) Tablets
150 mg/150 mg/200 mg/10 mg

GILEAD
© 2015 Gilead Sciences, Inc.

Lot: Exp: XXXXX

ALERT: Find out about medicines that should NOT be taken with Genvoya®

R_x only

This is a representation of an electronic record that was signed electronically and this page is the manifestation of the electronic signature.

/s/

JOHN J FARLEY
11/05/2015