

BenzaClin™ Topical Gel

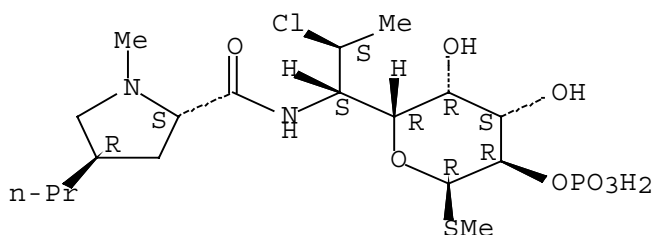
(clindamycin - benzoyl peroxide gel)

**Topical Gel: clindamycin (1%) as clindamycin phosphate, benzoyl peroxide (5%)
For Dermatological Use Only - Not for Ophthalmic Use
*Reconstitute Before Dispensing***

DESCRIPTION

BenzaClin™ Topical Gel contains clindamycin phosphate, (7(S)-chloro-7-deoxylincomycin-2-phosphate). Clindamycin phosphate is a water soluble ester of the semi-synthetic antibiotic produced by a 7(S)-chloro-substitution of the 7(R)-hydroxyl group of the parent antibiotic lincomycin.

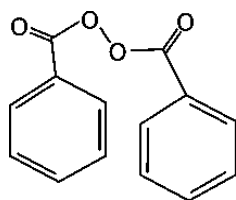
Chemically, clindamycin phosphate is (C₁₈H₃₄ClN₂O₈PS). The structural formula for clindamycin is represented below:



Clindamycin phosphate has molecular weight of 504.97 and its chemical name is Methyl 7-chloro-6,7,8-trideoxy-6-(1-methyl-trans-4-propyl-L-2-pyrrolidinecarboxamido)-1-thio-L-threo- α -D-galacto-octopyranoside 2-(dihydrogen phosphate).

BenzaClin Topical Gel also contains benzoyl peroxide, for topical use.

Chemically, benzoyl peroxide is (C₁₄H₁₀O₄). It has the following structural formula:



Benzoyl peroxide has a molecular weight of 242.23.

Each gram of **BenzaClin Topical Gel** contains, as dispensed, 10 mg (1%) clindamycin as phosphate and 50 mg (5%) benzoyl peroxide in a base of carbomer, sodium hydroxide, dioctyl sodium sulfosuccinate, and purified water.

CLINICAL PHARMACOLOGY

An *in vitro* percutaneous penetration study comparing **BenzaClin Topical Gel** and topical 1% clindamycin gel alone, demonstrated there was no statistical difference in penetration between the two drugs. Mean systemic bioavailability of topical clindamycin in **BenzaClin Topical Gel** is suggested to be less than 1%.

Benzoyl peroxide has been shown to be absorbed by the skin where it is converted to benzoic acid. Less than 2% of the dose enters systemic circulation as benzoic acid. It is suggested that the lipophilic nature of benzoyl peroxide acts to concentrate the compound into the lipid-rich sebaceous follicle.

Microbiology:

The clindamycin and benzoyl peroxide components individually have been shown to have *in vitro* activity against *Propionibacterium acnes* an organism which has been associated with acne vulgaris; however, the clinical significance of this activity against *P. acnes* was not examined in clinical trials with this product.

CLINICAL STUDIES

In two adequate and well controlled clinical studies of 758 patients, 214 used BenzaClin, 210 used benzoyl peroxide, 168 used clindamycin, and 166 used vehicle. BenzaClin applied twice daily for 10 weeks was significantly more effective than vehicle in the treatment of moderate to moderately severe facial acne vulgaris. Patients were evaluated and acne lesions counted at each clinical visit; weeks 2, 4, 6, 8 and 10. The primary efficacy measures were the lesion counts and the investigator's global assessment evaluated at week 10. Patients were instructed to wash the face with a mild soap, using only the hands. Fifteen minutes after the face was thoroughly dry, application was made to the entire face. Non-medicated make-up could be applied at one hour after the BenzaClin application. If a moisturizer was required, the patients were provided a moisturizer to be used as needed. Patients were instructed to avoid sun exposure. Percent reductions in lesion counts after treatment for 10 weeks in these two studies are shown below:

Study 1			
BenzaClin n=120	Benzoyl peroxide n=120	Clindamycin n=120	Vehicle n=120
Mean percent reduction in inflammatory lesion counts			
46%	32%	16%	+ 3%
Mean percent reduction in non-inflammatory lesion counts			
22%	22%	9%	+1%
Mean percent reduction in total lesion counts			
36%	28%	15%	0.2%

Study 2			
BenzaClin n=95	Benzoyl peroxide n=95	Clindamycin n=49	Vehicle n=48
Mean percent reduction in inflammatory lesion counts			
63%	53%	45%	42%
Mean percent reduction in non-inflammatory lesion counts			
54%	50%	39%	36%
Mean percent reduction in total lesion counts			
58%	52%	42%	39%

The BenzaClin group showed greater overall improvement than the benzoyl peroxide, clindamycin and vehicle groups as rated by the investigator.

INDICATIONS AND USAGE

BenzaClin Topical Gel is indicated for the topical treatment of acne vulgaris.

CONTRAINDICATIONS

BenzaClin Topical Gel is contraindicated in those individuals who have shown hypersensitivity to any of its components or to lincomycin. It is also contraindicated in those having a history of regional enteritis, ulcerative colitis, or antibiotic-associated colitis.

WARNINGS

ORALLY AND PARENTERALLY ADMINISTERED CLINDAMYCIN HAS BEEN ASSOCIATED WITH SEVERE COLITIS WHICH MAY RESULT IN PATIENT DEATH. USE OF THE TOPICAL FORMULATION OF CLINDAMYCIN RESULTS IN ABSORPTION OF THE ANTIBIOTIC FROM THE SKIN SURFACE. DIARRHEA, BLOODY DIARRHEA, AND COLITIS (INCLUDING PSEUDOMEMBRANOUS

COLITIS) HAVE BEEN REPORTED WITH THE USE OF TOPICAL AND SYSTEMIC CLINDAMYCIN. STUDIES INDICATE A TOXIN(S) PRODUCED BY CLOSTRIDIA IS ONE PRIMARY CAUSE OF ANTIBIOTIC- ASSOCIATED COLITIS. THE COLITIS IS USUALLY CHARACTERIZED BY SEVERE PERSISTENT DIARRHEA AND SEVERE ABDOMINAL CRAMPS AND MAY BE ASSOCIATED WITH THE PASSAGE OF BLOOD AND MUCUS. ENDOSCOPIC EXAMINATION MAY REVEAL PSEUDOMEMBRANOUS COLITIS. STOOL CULTURE FOR *Clostridium Difficile* AND STOOL ASSAY FOR *C. difficile* TOXIN MAY BE HELPFUL DIAGNOSTICALLY. WHEN SIGNIFICANT DIARRHEA OCCURS, THE DRUG SHOULD BE DISCONTINUED. LARGE BOWEL ENDOSCOPY SHOULD BE CONSIDERED TO ESTABLISH A DEFINITIVE DIAGNOSIS IN CASES OF SEVERE DIARRHEA. ANTIPERISTALTIC AGENTS SUCH AS OPIATES AND DIPHENOXYLATE WITH ATROPINE MAY PROLONG AND/OR WORSEN THE CONDITION. DIARRHEA, COLITIS, AND PSEUDOMEMBRANOUS COLITIS HAVE BEEN OBSERVED TO BEGIN UP TO SEVERAL WEEKS FOLLOWING CESSATION OF ORAL AND PARENTERAL THERAPY WITH CLINDAMYCIN.

Mild cases of pseudomembranous colitis usually respond to drug discontinuation alone. In moderate to severe cases, consideration should be given to management with fluids and electrolytes, protein supplementation and treatment with an antibacterial drug clinically effective against *C. difficile* colitis.

PRECAUTIONS

General: For dermatological use only; not for ophthalmic use. Concomitant topical acne therapy should be used with caution because a possible cumulative irritancy effect may occur, especially with the use of peeling, desquamating, or abrasive agents.

The use of antibiotic agents may be associated with the overgrowth of nonsusceptible organisms including fungi. If this occurs, discontinue use of this medication and take appropriate measures.

Avoid contact with eyes and mucous membranes.

Clindamycin and erythromycin containing products should not be used in combination. *In vitro* studies have shown antagonism between these two antimicrobials. The clinical significance of this *in vitro* antagonism is not known.

Information for Patients: Patients using **BenzaClin Topical Gel** should receive the following information and instructions:

1. **BenzaClin Topical Gel** is to be used as directed by the physician. It is for external use only. Avoid contact with eyes, and inside the nose, mouth, and all mucous membranes, as this product may be irritating.
2. This medication should not be used for any disorder other than that for which it was prescribed.

3. Patients should not use any other topical acne preparation unless otherwise directed by physician.
4. Patients should report any signs of local adverse reactions to their physician.
5. **BenzaClin Topical Gel** may bleach hair or colored fabric.
6. **BenzaClin Topical Gel** can be stored at room temperature up to 25°C (77°F) for 2 months. Do not freeze. Discard any unused product after 2 months.
7. Before applying **BenzaClin Topical Gel** to affected areas wash the skin gently, then rinse with warm water and pat dry.

Carcinogenesis, Mutagenesis, Impairment of Fertility: Benzoyl peroxide has been shown to be a tumor promoter and progression agent in a number of animal studies. The clinical significance of this is unknown.

Benzoyl peroxide in acetone at doses of 5 and 10 mg administered twice per week induced skin tumors in transgenic Tg.AC mice in a study using 20 weeks of topical treatment.

Genotoxicity studies were not conducted with BenzaClin Topical Gel. Clindamycin phosphate was not genotoxic in *Salmonella typhimurium* or in a rat micronucleus test. Clindamycin phosphate sulfoxide, an oxidative degradation product of clindamycin phosphate and benzoyl peroxide, was not clastogenic in a mouse micronucleus test. Benzoyl peroxide has been found to cause DNA strand breaks in a variety of mammalian cell types, to be mutagenic in *S. typhimurium* tests by some but not all investigators, and to cause sister chromatid exchanges in Chinese hamster ovary cells. Studies have not been performed with **BenzaClin Topical Gel** or benzoyl peroxide to evaluate the effect on fertility. Fertility studies in rats treated orally with up to 300 mg/kg/day of clindamycin (approximately 120 times the amount of clindamycin in the highest recommended adult human dose of 2.5 g BenzaClin Topical Gel, based on mg/m²) revealed no effects on fertility or mating ability.

Pregnancy: Teratogenic Effects: Pregnancy Category C:

Animal reproductive/developmental toxicity studies have not been conducted with BenzaClin Topical Gel or benzoyl peroxide. Developmental toxicity studies performed in rats and mice using oral doses of clindamycin up to 600 mg/kg/day (240 and 120 times amount of clindamycin in the highest recommended adult human dose based on mg/m², respectively) or subcutaneous doses of clindamycin up to 250 mg/kg/day (100 and 50 times the amount of clindamycin in the highest recommended adult human dose based on mg/m², respectively) revealed no evidence of teratogenicity.

There are no well-controlled trials in pregnant women treated with **BenzaClin Topical Gel**. It also is not known whether **BenzaClin Topical Gel** can cause fetal harm when administered to a pregnant woman.

Nursing Women: It is not known whether **BenzaClin Topical Gel** is excreted in human milk after topical application. However, orally and parenterally administered clindamycin has been reported to appear in breast milk. Because of the potential for serious adverse reactions in nursing infants, a decision should be made whether to discontinue nursing or to discontinue the drug, taking into account the importance of the drug to the mother.

Pediatric Use: Safety and effectiveness of this product in pediatric patients below the age of 12 have not been established.

ADVERSE REACTIONS

During clinical trials, the most frequently reported adverse event in the BenzaClin treatment group was dry skin (12%). The Table below lists local adverse events reported by at least 1% of patients in the BenzaClin and vehicle groups.

Local Adverse Events - all causalities in $\geq 1\%$ of patients		
	BenzaClin n = 420	Vehicle n = 168
Application site reaction	13 (3%)	1 (<1%)
Dry skin	50 (12%)	10 (6%)
Pruritus	8 (2%)	1 (<1%)
Peeling	9 (2%)	-
Erythema	6 (1%)	1 (<1%)
Sunburn	5 (1%)	-

The actual incidence of dry skin might have been greater were it not for the use of a moisturizer in these studies.

DOSAGE AND ADMINISTRATION

BenzaClin Topical Gel should be applied twice daily, morning and evening, or as directed by a physician, to affected areas after the skin is gently washed, rinsed with warm water and patted dry.

HOW SUPPLIED AND COMPOUNDING INSTRUCTIONS

Size (Net Weight)	NDC 0066-	Benzoyl Peroxide Gel	Active Clindamycin Powder (In plastic vial)	Purified Water To Be Added to each vial
25 grams	0494-25	19.7g	0.3g (1 vial)*	5 mL
50 grams	0494-50	41.4g	0.6 g (2 vials)*	5 mL

*Each vial contains 0.3g Clindamycin Phosphate

Prior to dispensing, tap each vial until powder flows freely. Add 5 mL of purified water to each vial (to the mark) and immediately shake to completely dissolve clindamycin. If needed, add additional purified water to bring level up to the mark. Add the solution in each vial to the gel and stir until homogenous in appearance (1 to 1½ minutes). **BenzaClin Topical Gel** (as reconstituted) can be stored at room temperature up to 25°C (77°F) for 2 months. Place a 2-month expiration date on the label immediately following mixing.

Store at room temperature up to 25°C (77°F) {See USP}.

Do not freeze. Keep tightly closed. Keep out of the reach of children.

US Patents 5,446,028; 5,767,098; 6,013,637

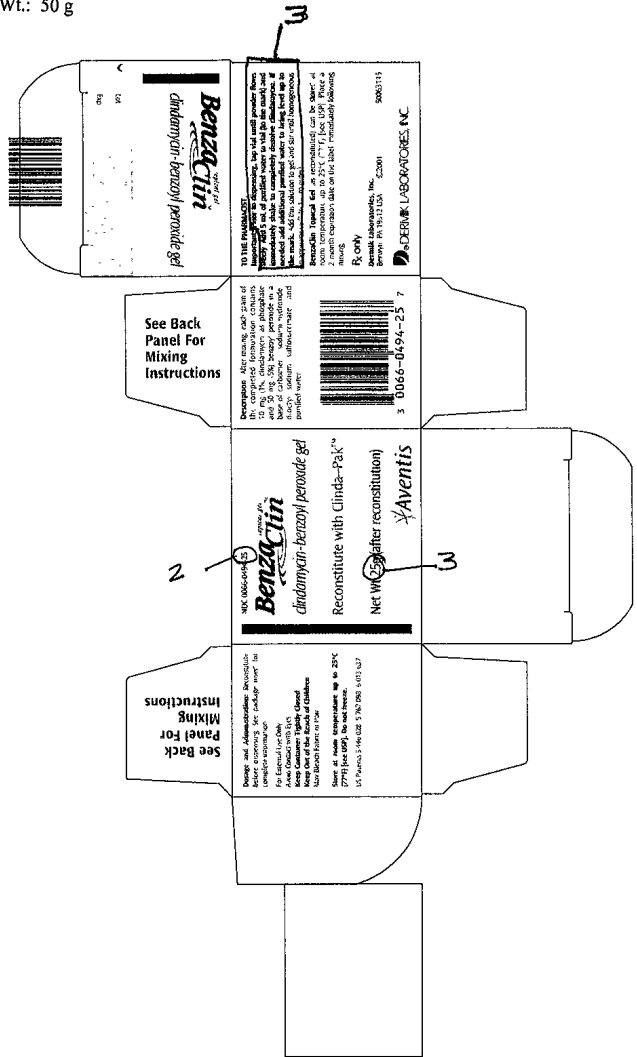
Prescribing Information as of February 2002.

Rx Only

DERMIK LABORATORIES, INC.

Berwyn, PA 19312 USA

1. Prior to dispensing, tap the two vials until powder flows freely. Add 5 mL of purified water to each vial (to the mark) and immediately shake to completely dissolve clindamycin. If needed, add additional purified water to bring level up to the mark. Add the solution from each vial to the gel and stir until homogenous in appearance (1 to 1½ minutes).
2. NDC No. 0066-0494-50
3. Net Wt.: 50 g



Actual
Size

Clinda-Pak™
clindamycin phosphate

Prior to dispensing, tap vial until powder flows freely. Add 5 mL of purified water to vial to the mark and immediately shake to completely dissolve clindamycin. If needed, add additional purified water to bring level up to the mark. Add this solution to gel and stir until homogeneous in appearance (1 to 1 1/2 minutes). **BenzaClin Topical Gel** (as reconstituted) can be stored at room temperature up to 25°C (77°F) [see USP]. Place a 2-month expiration date on the label. Not for separate dispensing. For complete product information see package insert. For external use only. **KEEP AWAY FROM EYES. Keep out of the reach of children.** Prior to reconstitution, store at room temperature up to 25°C (77°F) [see USP]. Net Wt 0.3 grams of clindamycin as phosphate. **Rx only**

Dermik Laboratories, Inc.
Berwyn, PA 19312 USA ©2001 50063116

Lot
Exp

No Changes

200%


Clinda-Pak™
clindamycin phosphate

Prior to dispensing, tap vial until powder flows freely. Add 5 mL of purified water to vial (to the mark) and immediately shake to completely dissolve clindamycin. If needed, add additional purified water to bring level up to the mark. Add this solution to gel and stir until homogeneous in appearance (1 to 1 1/2 minutes). **BenzaClin Topical Gel** (as reconstituted) can be stored at room temperature up to 25°C (77°F) [see USP]. Place a 2-month expiration date on the label. Not for separate dispensing. For complete product information, see package insert. For external use only. **KEEP AWAY FROM EYES. Keep out of the reach of children.** Prior to reconstitution, store at room temperature up to 25°C (77°F) [see USP]. Net Wt 0.3 grams of clindamycin as phosphate. **Rx only**

Dermik Laboratories, Inc.
Berwyn, PA 19312 USA ©2001 50063116

Lot
Exp

Actual Size



1. NDC No. 0066-0494-50
2. Net wt. 50g

200%



**This is a representation of an electronic record that was signed electronically and
this page is the manifestation of the electronic signature.**

/s/

Wilson H. DeCamp
8/9/02 10:56:53 AM
approved