

NDC 0299-3820-03 Rx only
metrogel[®] **1%**[™]
(metronidazole gel) 1%

NET WT. 3 g

SAMPLE, NOT FOR SALE

For Topical Use Only. Not for Ophthalmic Use. Store at controlled room temperature, 68° to 77°F (20°-25°C). Protect from freezing. Keep out of reach of children.


Usual dosage: See package insert. Lot number and expiration date on crimp.

www.metrogel.com

Marketed by:
GALDERMA LABORATORIES, L.P.
Fort Worth, TX 76177 USA
Made in Canada.

US Patent No. 6,881,726

P50698-1



CONFIDENTIAL

09/13/2005

(b 4)

For Topical Use Only. Not for Ophthalmic Use.

Store at controlled room temperature, 68° to 77°F (20°-25°C), excursions permitted between 59° and 86°F (15°-30°C). Protect from freezing. Keep out of reach of children.

Usual dosage: Apply a thin film to the entire affected areas after washing once daily in the evening or as directed by the physician. Avoid application close to the eyes.

Each gram contains: 10 mg (1%) metronidazole as active ingredient in a gel base consisting of betadex, edetate disodium, hydroxyethyl cellulose, methylparaben, niacinamide, phenoxyethanol, propylene glycol, propylparaben, and purified water. See crimp of tube for lot number and expiration date.

US Patent No. 6,881,726

Marketed by:

GALDERMA LABORATORIES, L.P.
Fort Worth, Texas 76177 USA

GALDERMA is a registered trademark.

Manufactured by:

Galderma Production Canada Inc.
Montreal, QC

H9X 3N7 Canada

Made in Canada.


www.metrogel.com

P50694-1



NDC 0299-3820-45
metrogel[®] **1%**[™]
(metronidazole gel) 1%

Rx only



NET
WT.
45 g

GALDERMA

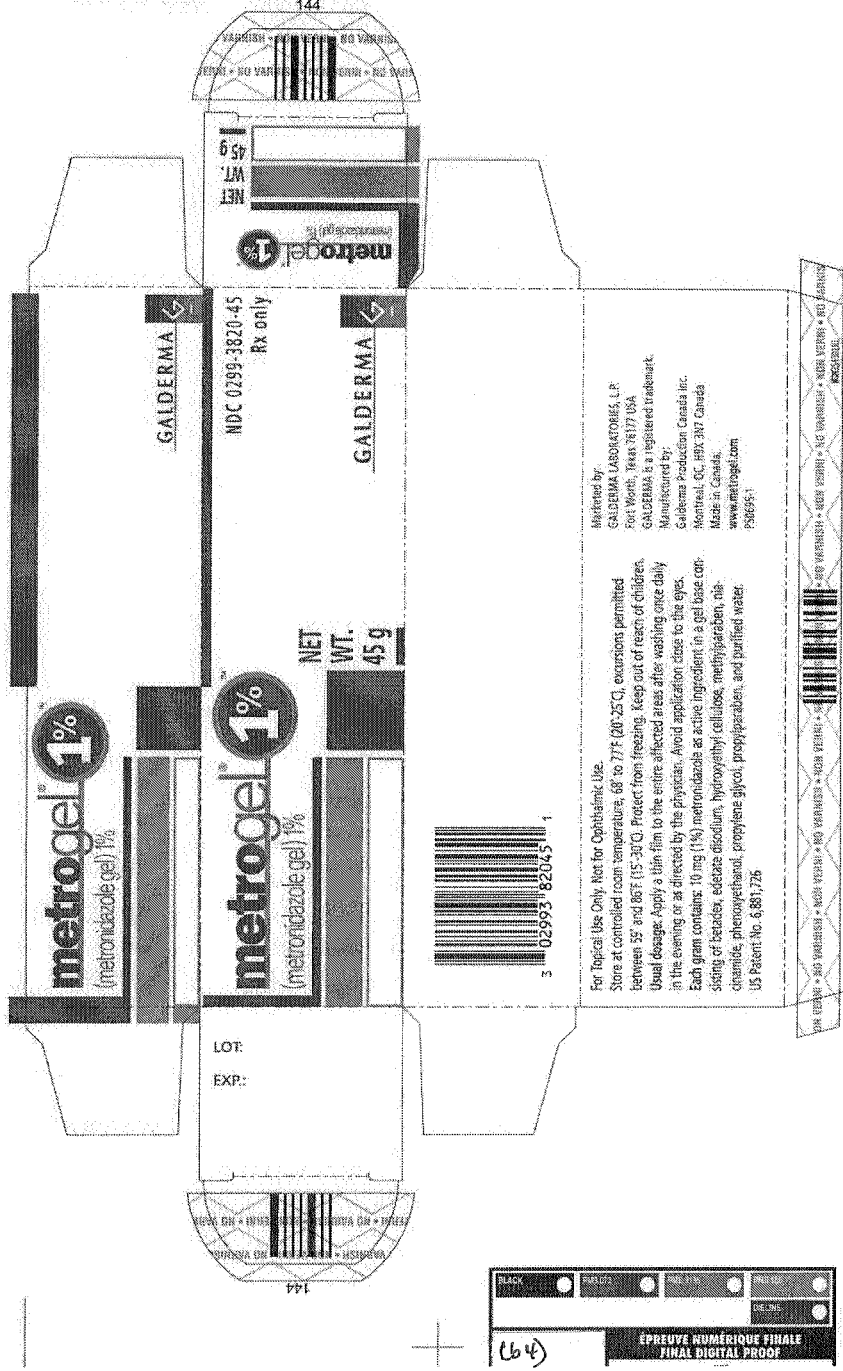


CONFIDENTIAL

09/13/2005

(b4)

X = 6+3/32 Y = 9+5/16
WGN3543D1R1
09/29/2003
PRINTED SIDE



09/13/2005

CONFIDENTIAL

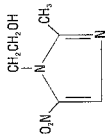
(64)

METROGEL®

(metronidazole gel), 1%

For topical use only. Not for oral, ophthalmic or intravaginal use.

DESCRIPTION: METROGEL® (metronidazole gel), 1% contains metronidazole, USP. Chemically, metronidazole is 2-methyl-5-nitro-1*H*-imidazole-1-ethanol. The molecular formula for metronidazole is C₆H₉N₃O₂. It has the following structural formula:



Metronidazole has a molecular weight of 171.16. It is a white to pale yellow crystalline powder. It is slightly soluble in alcohol and has a solubility in water of 10 mg/mL at 20°C. Metronidazole is a member of the imidazole class of anti-bacterial agents and is classified as an antiprotozoal and anti-bacterial agent.

METROGEL® (metronidazole gel), 1% is an aqueous gel; each gram contains 10 mg of metronidazole in a base of betadex, edetate disodium, hydroxyethyl cellulose, methylparaben, niacinamide, phenoxylethanol, propylene glycol, propylparaben and purified water.

CLINICAL PHARMACOLOGY

The contribution to efficacy of individual components of the vehicle has not been established.

Pharmacokinetics: Topical administration of a one gram dose of METROGEL® (metronidazole gel), 1% to the face of 13 patients with moderate to severe rosacea once daily for 7 days resulted in a mean \pm SD C_{max} of metronidazole of 32 \pm 9 ng/mL. The mean \pm SD AUC₀₋₂₄ was 595 \pm 154 ng²/hr/mL. The mean C_{max} and AUC₀₋₂₄ are less than 1% of the value reported for a single 250 mg oral dose of metronidazole. The time to maximum plasma concentration (T_{max}) was 6-10 hours after topical application.

Pharmacodynamics: The mechanisms by which metronidazole acts are unknown.

CLINICAL STUDIES

Clinical Studies: Safety and efficacy of METROGEL® (metronidazole gel), 1% have been demonstrated in a 10-week, randomized, vehicle-controlled trial in 746 patients with rosacea. Patients were treated once daily for ten weeks with METROGEL® (metronidazole gel), 1%, or with gel vehicle. Most patients had "moderate" rosacea at baseline. Efficacy was determined by recording reduction in inflammatory lesion counts and success rate in the Investigator Global Assessment (percentage of subjects "clear" and "almost clear" of rosacea at the end of the study). The scale is based on the following definitions:

Investigator Global Assessment Scale	
Score	Grade
0	Clear
1	Almost Clear
2	Mild
3	Moderate
4	Severe

The results are shown in the following table:

Inflammatory Lesion Counts and Global Scores in a Clinical Trial for Rosacea	METROGEL® 1%		Vehicle		p-value
	N	Results N (%)	N	Results N (%)	
Inflammatory lesions	557	189	189	189	
Baseline, mean count		18.3		18.4	

Week-10, mean count		8.9		12.8
Reduction		50.7%		32.6%
Investigator Global Assessment	557		189	
Subjects clear or almost clear		214 (38.42)		52 (27.51)
Subjects with no change		159 (28.5)		77 (40.7)

Patients treated with METROGEL® (metronidazole gel), 1% experienced a mean reduction of 9.4 inflammatory lesions in the Week-10 LOCF group, compared to a reduction of 5.6 for those treated with vehicle, or a difference in means of 3.8 lesions.

Safety Studies: Studies of cumulative irritation (n=35), contact sensitization-repeat insult patch test (n=230), phototoxicity (n=29), and photallergy (n=30) of METROGEL® (metronidazole gel), 1% were conducted. No significant evidence of irritation, sensitization, phototoxicity or photoallergy was found in these studies.

INDICATIONS AND USAGE

METROGEL® (metronidazole gel), 1% is indicated for the topical treatment of inflammatory lesions of rosacea.

CONTRAINDICATIONS

METROGEL® (metronidazole gel), 1% is contraindicated in those patients with a history of hypersensitivity to metronidazole or to any other ingredient in this formulation.

PRECAUTIONS

General: Topical metronidazole has been reported to cause tearing of the eyes. Therefore, contact with the eyes should be avoided. If a reaction suggesting local skin irritation occurs, patients should be directed to use the medication less often or discontinue use. Metronidazole is a nitroimidazole and should be used with care in patients with evidence of, or history of, blood dyscrasia.

Information for Patients: Patients using METROGEL® (metronidazole gel), 1% should receive the following information and instructions:

1. This medication is to be used as directed.
2. It is for external use only.
3. Avoid contact with the eyes.
4. Cleanse affected area(s) before applying METROGEL® (metronidazole gel), 1%.
5. This medication should not be used for any other condition than that for which it is prescribed.
6. Patients should report any adverse reaction to their physicians.

Drug Interaction: Oral metronidazole has been reported to potentiate the anticoagulant effect of coumatin and warfarin, resulting in a prolongation of prothrombin time. Drug interactions should be kept in mind when METROGEL® (metronidazole gel), 1% is prescribed for patients who are receiving anticoagulant treatment, although they are less likely to occur with topical metronidazole administration because of low absorption.

Carcinogenesis, Mutagenesis and Impairment of Fertility: Metronidazole has shown evidence of carcinogenic activity in a number of studies involving chronic, oral administration in mice and rats, but not in studies involving hamsters.

In several long-term studies in mice, oral doses of approximately 225 mg/m²/day or greater (approximately 37 times the human topical dose on a mg/m² basis) were associated with an increase in pulmonary tumors and lymphomas. Several long-term oral studies in the rat have shown statistically significant increases in mammary and hepatic tumors at doses >885 mg/m²/day (144 times the human dose).

Metronidazole has shown evidence of mutagenic activity in several *in vitro* bacterial assay systems. In addition, a dose-related increase in the frequency of micronuclei was observed in mice after intraperitoneal injections. An increase in chromosomal aberrations in peripheral blood lymphocytes was reported in patients with Crohn's disease who were treated with 200 to 1200 mg/day of metronidazole for 1 to 24 months. However, in another study, no increase in chromosomal aberrations in circulating lymphocytes was observed in patients with Crohn's disease treated with the drug for 8 months.

In one published study, using albino hairless mice, intraperitoneal administration of metronidazole at a dose of 45 mg/m²/day (approximately 7 times the human topical dose on a mg/m² basis) was associated with an increase in ultraviolet radiation-induced skin carcinogenesis. Neither dermal carcinogenicity nor phototoxicity studies have been performed with METROGEL® (metronidazole gel), 1% or any marketed metronidazole formulations.

Pregnancy: Teratogenic Effects: Pregnancy Category B. There are no adequate and well-controlled studies with the use of METROGEL® (metronidazole gel), 1% in pregnant women.



Metronidazole crosses the placental barrier and enters the fetal circulation rapidly. No fetotoxicity was observed after oral administration of metronidazole in rats or mice at 200 and 20 times, respectively, the expected clinical dose. However, oral metronidazole has shown carcinogenic activity in rodents. Because animal reproduction studies are not always predictive of human response, METROGEL[®] (metronidazole gel), 1% should be used during pregnancy only if clearly needed.

Nursing Mothers: After oral administration, metronidazole is secreted in breast milk in concentrations similar to those found in the plasma. Even though blood levels taken after topical metronidazole application are significantly lower than those achieved after oral metronidazole, a decision should be made whether to discontinue nursing or to discontinue the drug, taking into account the importance of the drug to the mother and the risk to the infant.

Pediatric Use: Safety and effectiveness in pediatric patients have not been established.

Geriatric Use: While specific clinical trials in the geriatric population have not been conducted, sixty-six patients aged 65 years and older treated with METROGEL[®] (metronidazole gel), 1% over ten weeks showed comparable safety and efficacy as compared to the general study population.

ADVERSE REACTIONS

In a controlled clinical trial, 557 patients used METROGEL[®] (metronidazole gel), 1% and 189 patients used the gel vehicle once daily. The following table summarizes adverse reactions that occur at a rate of $\geq 1\%$ in the clinical trials:

System Organ Class/Preferred Term	Metronidazole Gel, 1%	Gel Vehicle
Patients with at least one AE	N= 557 186 (33.4)	N=189 51 (27.0)
Infections and infestations	76 (13.6)	28 (14.8)
Bronchitis	6 (1.1)	3 (1.6)
Influenza	8 (1.4)	1 (0.5)
Nasopharyngitis	17 (3.1)	8 (4.2)
Sinusitis	8 (1.4)	3 (1.6)
Upper respiratory tract infection	14 (2.5)	4 (2.1)
Urinary tract infection	6 (1.1)	1 (0.5)
Vaginal mycosis	1 (0.2)	2 (1.1)
Musculoskeletal and connective tissue disorders	19 (3.4)	5 (2.6)
Back pain	3 (0.5)	2 (1.1)
Neoplasms	4 (0.7)	2 (1.1)
Basal cell carcinoma	1 (0.2)	2 (1.1)
Nervous system disorders	18 (3.2)	3 (1.6)
Headache	12 (2.2)	1 (0.5)
Respiratory, thoracic and mediastinal disorders	22 (3.9)	5 (2.6)
Nasal congestion	6 (1.1)	3 (1.6)
Skin and subcutaneous tissue disorders	36 (6.5)	12 (6.3)
Contact dermatitis	7 (1.3)	1 (0.5)
Dry skin	6 (1.1)	3 (1.6)
Vascular disorders	8 (1.4)	1 (0.5)
Hypertension	6 (1.1)	1 (0.5)



The following table summarizes the highest scores of local cutaneous signs and symptoms of irritation that were worse than baseline:

Sign/Symptom	Metronidazole Gel, 1%	Gel Vehicle
	N= 544	N=184
Dryness	138 (25.4)	63 (34.2)
Mild	93 (17.1)	41 (22.3)
Moderate	42 (7.7)	20 (10.9)
Severe	3 (0.6)	2 (1.1)
Scaling	134 (24.6)	60 (32.6)
Mild	88 (16.2)	32 (17.4)
Moderate	43 (7.9)	27 (14.7)
Severe	3 (0.6)	1 (0.5)
Pruritus	86 (15.8)	35 (19.0)
Mild	53 (9.7)	21 (11.4)
Moderate	27 (5.0)	13 (7.1)
Severe	6 (1.1)	1 (0.5)
Stinging/burning	56 (10.3)	28 (15.2)
Mild	39 (7.2)	18 (9.8)
Moderate	7 (1.3)	9 (4.9)
Severe	10 (1.8)	1 (0.5)

The following additional adverse experiences have been reported with the topical use of metronidazole: skin irritation, transient redness, metallic taste, tingling or numbness of extremities, and nausea.

OVERDOSAGE: There are no reported human experiences with overdosage of METROGEL[®] (metronidazole gel), 1%. Topically applied metronidazole can be absorbed in sufficient amount to produce systemic effects.

DOSAGE AND ADMINISTRATION: Areas to be treated should be cleansed before application of METROGEL[®] (metronidazole gel), 1%. Apply and rub in a thin film of METROGEL[®] (metronidazole gel), 1% once daily to entire affected area(s). Patients may use cosmetics after application of METROGEL[®] (metronidazole gel), 1%.

HOW SUPPLIED: METROGEL[®] (metronidazole gel), 1% is available in a 45-gram tube.

45 gram tube – NDC 0299-3820-45

Keep out of the reach of children.

Storage Conditions: Store at controlled room temperature: 20° to 25°C (68° to 77°F), excursions permitted between 59° and 86°F (15°-30°C).

Prescribing information as of June 2005.

Rx Only

US Patent No. 6,881,726

Manufactured by:

Galderma Production Canada Inc.

Montreal, QC H9X 3N7 Canada

Made in Canada.

Marketed by:

Galderma Laboratories, L.P.

Fort Worth, Texas 76177 USA

P50696-0 0705

(b) (4)

