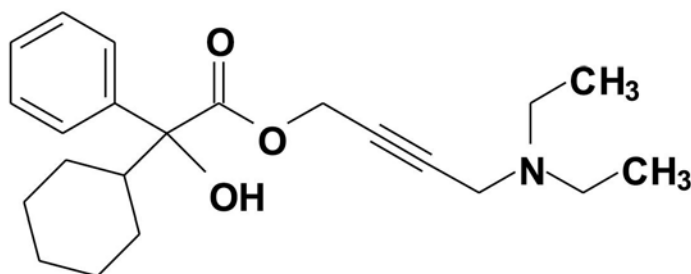


OXYTROL[®]
Oxybutynin Transdermal System

DESCRIPTION

OXYTROL, oxybutynin transdermal system, is designed to deliver oxybutynin continuously and consistently over a 3- to 4-day interval after application to intact skin. **OXYTROL** is available as a 39 cm² system containing 36 mg of oxybutynin. **OXYTROL** has a nominal *in vivo* delivery rate of 3.9 mg oxybutynin per day through skin of average permeability (interindividual variation in skin permeability is approximately 20%).

Oxybutynin is an antispasmodic, anticholinergic agent. Oxybutynin is administered as a racemate of R- and S-isomers. Chemically, oxybutynin is d, l (racemic) 4-diethylamino-2-butynyl phenylcyclohexylglycolate. The empirical formula of oxybutynin is C₂₂H₃₁NO₃. Its structural formula is:



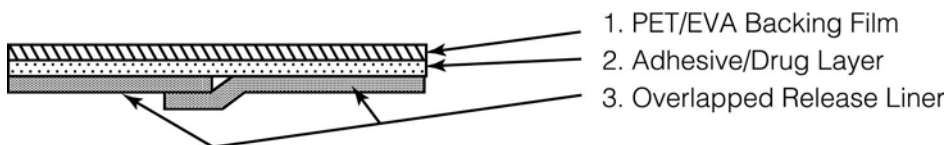
Oxybutynin is a white powder with a molecular weight of 357. It is soluble in alcohol, but relatively insoluble in water.

Transdermal System Components

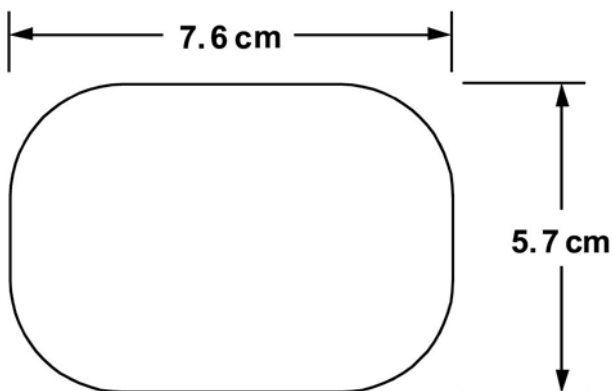
OXYTROL is a matrix-type transdermal system composed of three layers as illustrated in Figure 1 below. Layer 1 (Backing Film) is a thin flexible polyester/ethylene-vinyl acetate film that provides the matrix system with occlusivity and physical integrity and protects the adhesive/drug layer. Layer 2 (Adhesive/Drug Layer) is a cast film of acrylic adhesive containing oxybutynin and triacetin, USP. Layer 3 (Release Liner) is two overlapped siliconized polyester strips that are peeled off and discarded by the patient prior to applying the matrix system.

Figure 1: Side and top views of the **OXYTROL** system.
(Not to scale)

Side View



Top View



CLINICAL PHARMACOLOGY

The free base form of oxybutynin is pharmacologically equivalent to oxybutynin hydrochloride. Oxybutynin acts as a competitive antagonist of acetylcholine at postganglionic muscarinic receptors, resulting in relaxation of bladder smooth muscle. In patients with conditions characterized by involuntary detrusor contractions, cystometric studies have demonstrated that oxybutynin increases maximum urinary bladder capacity and increases the volume to first detrusor contraction. Oxybutynin thus decreases urinary urgency and the frequency of both incontinence episodes and voluntary urination.

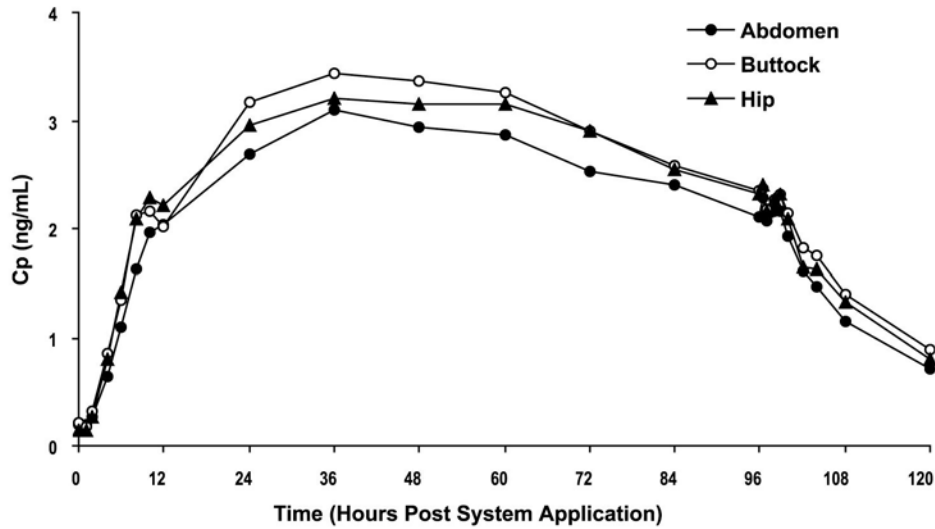
Oxybutynin is a racemic (50:50) mixture of R- and S-isomers. Antimuscarinic activity resides predominantly in the R-isomer. The active metabolite, N-desethyloxybutynin, has pharmacological activity on the human detrusor muscle that is similar to that of oxybutynin in *in vitro* studies.

Pharmacokinetics

Absorption

Oxybutynin is transported across intact skin and into the systemic circulation by passive diffusion across the stratum corneum. The average daily dose of oxybutynin absorbed from the 39 cm² **OXYTROL** system is 3.9 mg. The average (SD) nominal dose, 0.10 (0.02) mg oxybutynin per cm² surface area, was obtained from analysis of residual oxybutynin content of systems worn over a continuous 4-day period during 303 separate occasions in 76 healthy volunteers. Following application of the first **OXYTROL** 3.9 mg/day system, oxybutynin plasma concentration increases for approximately 24 to 48 hours, reaching average maximum concentrations of 3 to 4 ng/mL. Thereafter, steady concentrations are maintained for up to 96 hours. Absorption of oxybutynin is bioequivalent when **OXYTROL** is applied to the abdomen, buttocks, or hip. Average plasma concentrations measured during a randomized, crossover study of the three recommended application sites in 24 healthy men and women are shown in Figure 2.

Figure 2: Average plasma oxybutynin concentrations (C_p) in 24 healthy male and female volunteers during single-dose application of **OXYTROL** 3.9 mg/day to the abdomen, buttock, and hip (System removal at 96 hours).



Steady-state conditions are reached during the second **OXYTROL** application. Average steady-state plasma concentrations were 3.1 ng/mL for oxybutynin and 3.8 ng/mL for N-desethyloxybutynin (Figure 3). Table 1 provides a summary of pharmacokinetic parameters of oxybutynin in healthy volunteers after single and multiple applications of **OXYTROL**.

Figure 3: Average (SEM) steady-state oxybutynin and N-desethyloxybutynin plasma concentrations (Cp) measured in 13 healthy volunteers following the second transdermal system application in a multiple-dose, randomized, crossover study.

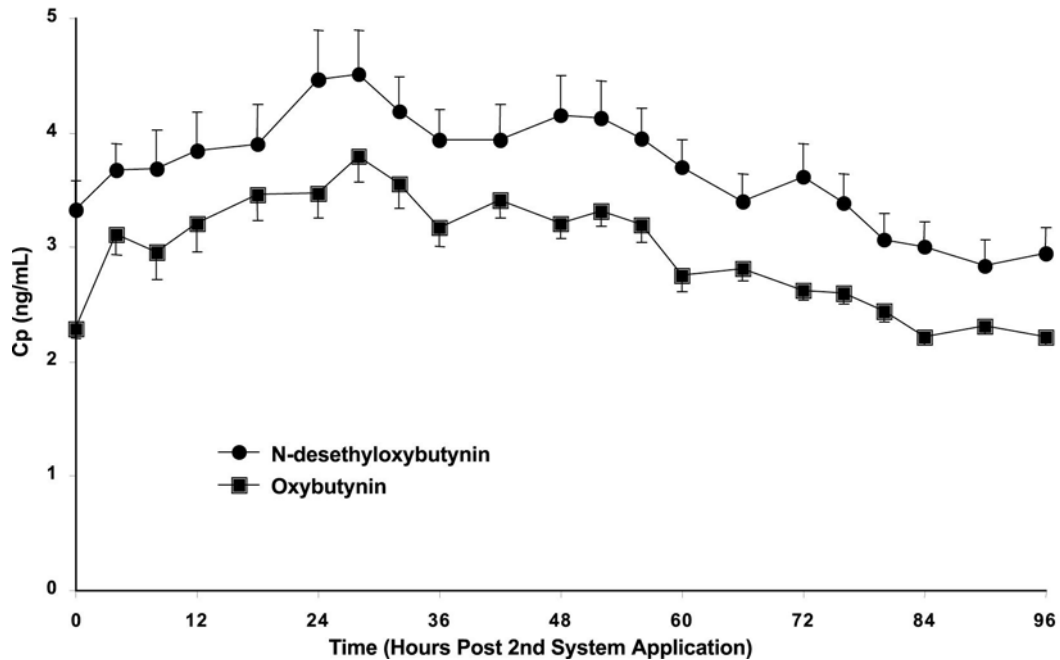


Table 1: Mean (SD) oxybutynin pharmacokinetic parameters from single and multiple dose studies in healthy men and women volunteers after application of **OXYTROL** on the abdomen.

Dosing	Oxybutynin			
	C _{max} (SD) (ng/mL)	T _{max} ¹ (hr)	C _{avg} (SD) (ng/mL)	AUC (SD) (ng/mLxh)
Single	3.0 (0.8)	48	—	245 (59) ²
	3.4 (1.1)	36	—	279 (99) ²
Multiple	6.6 (2.4)	10	4.2 (1.1)	408 (108) ³
	4.2 (1.0)	28	3.1 (0.7)	259 (57) ⁴

¹ T_{max} given as median

² AUC_{inf}

³ AUC₀₋₉₆

⁴ AUC₀₋₈₄

Distribution

Oxybutynin is widely distributed in body tissues following systemic absorption. The volume of distribution was estimated to be 193 L after intravenous administration of 5 mg oxybutynin chloride.

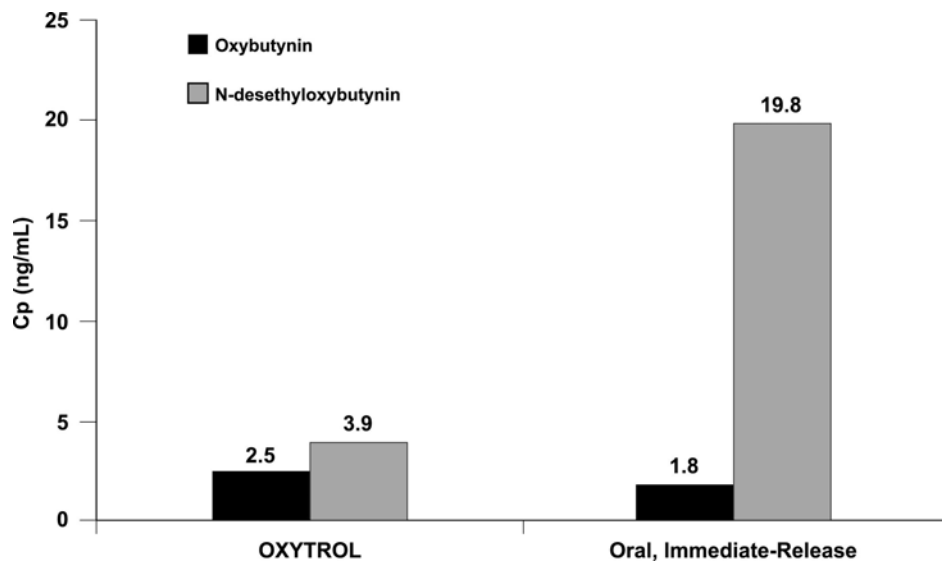
Metabolism

Oxybutynin is metabolized primarily by the cytochrome P450 enzyme systems, particularly CYP3A4, found mostly in the liver and gut wall. Metabolites include phenylcyclohexylglycolic acid, which is pharmacologically inactive, and N-desethyloxybutynin, which is pharmacologically active.

After oral administration of oxybutynin, pre-systemic first-pass metabolism results in an oral bioavailability of approximately 6% and higher plasma concentration of the N-desethyl metabolite compared to oxybutynin (see Figure 4). The plasma concentration AUC ratio of N-desethyl metabolite to parent compound following a single 5 mg oral dose of oxybutynin chloride was 11.9:1.

Transdermal administration of oxybutynin bypasses the first-pass gastrointestinal and hepatic metabolism, reducing the formation of the N-desethyl metabolite (see Figure 4). Only small amounts of CYP3A4 are found in skin, limiting pre-systemic metabolism during transdermal absorption. The resulting plasma concentration AUC ratio of N-desethyl metabolite to parent compound following multiple **OXYTROL** applications was 1.3:1.

Figure 4: Average plasma concentrations (C_p) measured after a single, 96-hour application of the **OXYTROL** 3.9 mg/day system (AUC_{inf/96}) and a single, 5 mg, oral immediate-release dose of oxybutynin chloride (AUC_{inf/8}) in 16 healthy male and female volunteers.



Following intravenous administration, the elimination half-life of oxybutynin is approximately 2 hours. Following removal of **OXYTROL**, plasma concentrations of oxybutynin and N-desethyloxybutynin decline with an apparent half-life of approximately 7 to 8 hours.

Excretion

Oxybutynin is extensively metabolized by the liver, with less than 0.1% of the administered dose excreted unchanged in the urine. Also, less than 0.1% of the administered dose is excreted as the metabolite N-desethyloxybutynin.

Special Populations

Geriatric: The pharmacokinetics of oxybutynin and N-desethyloxybutynin were similar in all patients studied.

Pediatric: The pharmacokinetics of oxybutynin and N-desethyloxybutynin were not evaluated in individuals younger than 18 years of age. See **PRECAUTIONS: Pediatric Use**.

Gender: There were no significant differences in the pharmacokinetics of oxybutynin in healthy male and female volunteers following application of **OXYTROL**.

Race: Available data suggest that there are no significant differences in the pharmacokinetics of oxybutynin based on race in healthy volunteers following administration of **OXYTROL**. Japanese volunteers demonstrated a somewhat lower metabolism of oxybutynin to N-desethyloxybutynin compared to Caucasian volunteers.

Renal Insufficiency: There is no experience with the use of **OXYTROL** in patients with renal insufficiency.

Hepatic Insufficiency: There is no experience with the use of **OXYTROL** in patients with hepatic insufficiency.

Drug-Drug Interactions: See **PRECAUTIONS: Drug Interactions**.

Adhesion

Adhesion was periodically evaluated during the Phase 3 studies. Of the 4,746 **OXYTROL** evaluations in the Phase 3 trials, 20 (0.4%) were observed at clinic visits to have become completely detached and 35 (0.7%) became partially detached during routine clinic use. Similar to the pharmacokinetic studies, > 98% of the systems evaluated in the Phase 3 studies were assessed as being $\geq 75\%$ attached and thus would be expected to perform as anticipated.

Clinical Studies

The efficacy and safety of **OXYTROL** were evaluated in patients with urge urinary incontinence in two Phase 3 controlled studies and one open-label extension. Study 1 was a Phase 3, placebo controlled study, comparing the safety and efficacy of **OXYTROL** at dose levels of 1.3, 2.6, and 3.9 mg/day to placebo in 520 patients. Open-label treatment was available for patients completing the study. Study 2 was a Phase 3 study, comparing the safety and efficacy of **OXYTROL** 3.9 mg/day versus active and placebo controls in 361 patients.

Study 1 was a randomized, double-blind, placebo-controlled, parallel group study of three dose levels of **OXYTROL** conducted in 520 patients. The 12-week double-blind treatment included **OXYTROL** doses of 1.3, 2.6, and 3.9 mg/day with matching placebo. An open-label, dose titration treatment extension allowed continued treatment for up to an additional 40 weeks for patients completing the double-blind period. The majority of patients were Caucasian (91%) and female (92%) with a mean age of 61 years (range, 20 to 88 years). Entry criteria required that patients have urge or mixed incontinence (with a predominance of urge), urge incontinence episodes of ≥ 10 per week, and ≥ 8 micturitions per day. The patient's medical history and a urinary diary during the treatment-free baseline period confirmed the diagnosis of urge incontinence. Approximately 80% of patients had no prior pharmacological treatment for incontinence. Reductions in weekly incontinence episodes, urinary frequency, and urinary void volume between placebo and active treatment groups are summarized in Table 2.

Table 2: Mean and median change from baseline to end of treatment (Week 12 or last observation carried forward) in incontinence episodes, urinary frequency, and urinary void volume in patients treated with **OXYTROL** 3.9 mg/day or placebo for 12 weeks (Study 1).

Parameter	Placebo (N=127)		OXYTROL 3.9 mg/day (N=120)	
	Mean (SD)	Median	Mean (SD)	Median
Weekly Incontinence Episodes				
Baseline	37.7 (24.0)	30	34.3 (18.2)	31
Reduction	19.2 (21.4)	15	21.0 (17.1)	19
p value vs. placebo	—		0.0265*	
Daily Urinary Frequency				
Baseline	12.3 (3.5)	11	11.8 (3.1)	11
Reduction	1.6 (3.0)	1	2.2 (2.5)	2

p value vs. placebo	—		0.0313*	
Urinary Void Volume (mL)				
Baseline	175.9 (69.5)	166.5	171.6 (65.1)	168
Increase	10.5 (56.9)	5.5	31.6 (65.6)	26
p value vs. placebo	—		0.0009**	

*Comparison significant if $p < 0.05$

**Comparison significant if $p \leq 0.0167$

Study 2 was a randomized, double-blind, double-dummy, study of **OXYTROL** 3.9 mg/day versus active and placebo controls conducted in 361 patients. The 12-week double-blind treatment included an **OXYTROL** dose of 3.9 mg/day, an active comparator, and placebo. The majority of patients were Caucasian (95%) and female (93%) with a mean age of 64 years (range, 18 to 89 years). Entry criteria required that all patients have urge or mixed incontinence (with a predominance of urge) and had achieved a beneficial response from the anticholinergic treatment they were using at the time of study entry. The average duration of prior pharmacological treatment was greater than 2 years. The patient's medical history and a urinary diary during the treatment-free baseline period confirmed the diagnosis of urge incontinence. Reductions in daily incontinence episodes, urinary frequency, and urinary void volume between placebo and active treatment groups are summarized in Table 3.

Table 3: Mean and median change from baseline to end of treatment (Week 12 or last observation carried forward) in incontinence episodes, urinary frequency, and urinary void volume in patients treated with **OXYTROL** 3.9 mg/day or placebo for 12 weeks (Study 2).

Parameter	Placebo (N=117)		OXYTROL 3.9 mg/day (N=121)	
	Mean (SD)	Median	Mean (SD)	Median
Daily Incontinence Episodes				
Baseline	5.0 (3.2)	4	4.7 (2.9)	4
Reduction	2.1 (3.0)	2	2.9 (3.0)	3
p value vs. placebo	—		0.0137*	
Daily Urinary Frequency				
Baseline	12.3 (3.3)	12	12.4 (2.9)	12
Reduction	1.4 (2.7)	1	1.9 (2.7)	2
p value vs. placebo	—		0.1010*	
Urinary Void Volume (mL)				
Baseline	175.0 (68.0)	171.0	164.8 (62.3)	160
Increase	9.3 (63.1)	5.5	32.0 (55.2)	24
p value vs. placebo	—		0.0010*	

*Comparison significant if $p < 0.05$

INDICATIONS AND USAGE

OXYTROL is indicated for the treatment of overactive bladder with symptoms of urge urinary incontinence, urgency, and frequency.

CONTRAINDICATIONS

OXYTROL is contraindicated in patients with urinary retention, gastric retention, or uncontrolled narrow-angle glaucoma and in patients who are at risk for these conditions. **OXYTROL** is also contraindicated in patients who have demonstrated hypersensitivity to oxybutynin or other components of the product.

PRECAUTIONS

General

OXYTROL should be used with caution in patients with hepatic or renal impairment.

Urinary Retention: **OXYTROL** should be administered with caution to patients with clinically significant bladder outflow obstruction because of the risk of urinary retention (see **CONTRAINDICATIONS**).

Gastrointestinal Disorders: **OXYTROL** should be administered with caution to patients with gastrointestinal obstructive disorders because of the risk of gastric retention (see **CONTRAINDICATIONS**).

OXYTROL, like other anticholinergic drugs, may decrease gastrointestinal motility and should be used with caution in patients with conditions such as ulcerative colitis, intestinal atony, and myasthenia gravis. **OXYTROL** should be used with caution in patients who have gastroesophageal reflux and/or who are concurrently taking drugs (such as bisphosphonates) that can cause or exacerbate esophagitis.

Information for Patients

Patients should be informed that heat prostration (fever and heat stroke due to decreased sweating) can occur when anticholinergics such as oxybutynin are used in a hot environment. Because anticholinergic agents such as oxybutynin may produce drowsiness (somnolence), dizziness or blurred vision, patients should be advised to exercise caution. Patients should be informed that alcohol may enhance the drowsiness caused by anticholinergic agents such as oxybutynin.

OXYTROL should be applied to dry, intact skin on the abdomen, hip, or buttock. A new application site should be selected with each new system to avoid re-application to the same site within 7 days. Details on use of the system are explained in the patient information leaflet that should be dispensed with the product.

Drug Interactions

The concomitant use of oxybutynin with other anticholinergic drugs or with other agents that produce dry mouth, constipation, somnolence, and/or other anticholinergic-like effects may increase the frequency and/or severity of such effects. Anticholinergic agents may potentially alter the absorption of some concomitantly administered drugs due to anticholinergic effects on gastrointestinal motility. Pharmacokinetic studies have not been performed with patients concomitantly receiving cytochrome P450 enzyme inhibitors, such as antimycotic agents (e.g. ketoconazole, itraconazole, and miconazole) or

macrolide antibiotics (e.g. erythromycin and clarithromycin). No specific drug-drug interaction studies have been performed with **OXYTROL**.

Carcinogenesis, Mutagenesis, Impairment of Fertility

A 24-month study in rats at dosages of oxybutynin chloride of 20, 80 and 160 mg/kg showed no evidence of carcinogenicity. These doses are approximately 6, 25 and 50 times the maximum exposure in humans taking an oral dose based on body surface area.

Oxybutynin chloride showed no increase of mutagenic activity when tested in *Schizosaccharomyces pompholiciformis*, *Saccharomyces cerevisiae*, and *Salmonella typhimurium* test systems. Reproduction studies with oxybutynin chloride in the mouse, rat, hamster, and rabbit showed no definite evidence of impaired fertility.

Pregnancy: Teratogenic Effects

Pregnancy Category B

Reproduction studies with oxybutynin chloride in the mouse, rat, hamster, and rabbit showed no definite evidence of impaired fertility or harm to the animal fetus. Subcutaneous administration to rats at doses up to 25 mg/kg (approximately 50 times the human exposure based on surface area) and to rabbits at doses up to 0.4 mg/kg (approximately 1 times the human exposure) revealed no evidence of harm to the fetus due to oxybutynin chloride. The safety of **OXYTROL** administration to women who are or who may become pregnant has not been established. Therefore, **OXYTROL** should not be given to pregnant women unless, in the judgment of the physician, the probable clinical benefits outweigh the possible hazards.

Nursing Mothers

It is not known whether oxybutynin is excreted in human milk. Because many drugs are excreted in human milk, caution should be exercised when **OXYTROL** is administered to a nursing woman.

Pediatric Use

The safety and efficacy of **OXYTROL** in pediatric patients have not been established.

Geriatric Use

Of the total number of patients in the clinical studies of **OXYTROL**, 49% were 65 and over. No overall differences in safety or effectiveness were observed between these subjects and younger subjects, and other reported clinical experience has not identified differences in response between elderly and younger patients, but greater sensitivity of some older individuals cannot be ruled out (see **CLINICAL PHARMACOLOGY, Pharmacokinetics, Special Populations: Geriatric**).

ADVERSE REACTIONS

The safety of **OXYTROL** was evaluated in a total of 417 patients who participated in two Phase 3 clinical efficacy and safety studies and an open-label extension. Additional safety information was collected in Phase 1 and Phase 2 trials. In the two pivotal studies, a total of 246 patients received **OXYTROL** during the 12-week treatment periods. A total of 411 patients entered the open-label extension and of those, 65 patients and 52 patients received **OXYTROL** for at least 24 weeks and at least 36 weeks, respectively.

No deaths were reported during treatment. No serious adverse events related to treatment were reported.

Adverse events reported in the pivotal trials are summarized in Tables 4 and 5 below.

Table 4: Number (%) of adverse events occurring in $\geq 2\%$ of **OXYTROL**-treated patients and greater in **OXYTROL** group than in placebo group (Study 1).

Adverse Event*	Placebo (N=132)		OXYTROL (3.9 mg/day) (N=125)	
	N	%	N	%
Application site pruritus	8	6.1%	21	16.8%
Dry mouth	11	8.3%	12	9.6%
Application site erythema	3	2.3%	7	5.6%
Application site vesicles	0	0.0%	4	3.2%
Diarrhea	3	2.3%	4	3.2%
Dysuria	0	0.0%	3	2.4%

*includes adverse events judged by the investigator as possibly, probably or definitely treatment-related.

Table 5: Number (%) of adverse events occurring in $\geq 2\%$ of **OXYTROL**-treated patients and greater in **OXYTROL** group than in placebo group (Study 2).

Adverse Event*	Placebo (N=117)		OXYTROL (3.9 mg/day) (N=121)	
	N	%	N	%
Application site pruritus	5	4.3%	17	14.0%
Application site erythema	2	1.7%	10	8.3%
Dry mouth	2	1.7%	5	4.1%
Constipation	0	0.0%	4	3.3%
Application site rash	1	0.9%	4	3.3%
Application site macules	0	0.0%	3	2.5%
Abnormal vision	0	0.0%	3	2.5%

*includes adverse events judged by the investigator as possibly, probably or definitely treatment-related.

Other adverse events reported by $> 1\%$ of **OXYTROL**-treated patients, and judged by the investigator to be possibly, probably or definitely related to treatment include: abdominal pain, nausea, flatulence, fatigue, somnolence, headache, flushing, rash, application site burning and back pain.

Most treatment-related adverse events were described as mild or moderate in intensity. Severe application site reactions were reported by 6.4% of **OXYTROL**-treated patients in Study 1 and by 5.0% of **OXYTROL**-treated patients in Study 2.

Treatment-related adverse events that resulted in discontinuation were reported by 11.2% of **OXYTROL**-treated patients in Study 1 and 10.7% of **OXYTROL**-treated patients in Study 2. Most of these were secondary to application site reaction. In the two pivotal studies, no patient discontinued **OXYTROL** treatment due to dry mouth.

In the open-label extension, the most common treatment-related adverse events were: application site pruritus, application site erythema and dry mouth.

Post marketing Surveillance

The following event has been reported in association with Oxytrol use in clinical practice: dizziness. Because spontaneously reported events are from worldwide postmarketing experiences, the frequency of events and the role of Oxytrol in their causation cannot be reliably determined.

OVERDOSAGE

Plasma concentration of oxybutynin declines within 1 to 2 hours after removal of transdermal system(s). Patients should be monitored until symptoms resolve. Overdosage with oxybutynin has been associated with anticholinergic effects including CNS excitation, flushing, fever, dehydration, cardiac arrhythmia, vomiting, and urinary retention. Ingestion of 100 mg oral oxybutynin chloride in association with alcohol has been reported in a 13 year old boy who experienced memory loss, and in a 34 year old woman who developed stupor, followed by disorientation and agitation on awakening, dilated pupils, dry skin, cardiac arrhythmia, and retention of urine. Both patients recovered fully with symptomatic treatment.

DOSAGE AND ADMINISTRATION

OXYTROL should be applied to dry, intact skin on the abdomen, hip, or buttock. A new application site should be selected with each new system to avoid re-application to the same site within 7 days.

The dose of **OXYTROL** is one 3.9 mg/day system applied twice weekly (every 3 to 4 days).

HOW SUPPLIED

OXYTROL 3.9 mg/day (oxybutynin transdermal system). Each 39 cm² system imprinted with **OXYTROL** 3.9 mg/day contains 36 mg oxybutynin for nominal delivery of 3.9 mg oxybutynin per day when dosed in a twice weekly regimen.

NDC 52544-920-08 Patient Calendar Box of 8 Systems

Storage

Store at 25°C (77°F); excursions permitted to 15-30°C (59-86°F). Protect from moisture and humidity. Do not store outside the sealed pouch. Apply immediately after removal from the protective pouch. Discard used **OXYTROL** in household trash in a manner that prevents accidental application or ingestion by children, pets, or others.

Rx only

NDA 21-351/SLR 002
Final Draft Labeling (PI), 6/29/2006



A subsidiary of Watson Pharmaceuticals, Inc.
Corona, CA 92880 USA

Revised: June 2005

U.S. Patent Nos. 5,601,839 and 5,834,010

Information for the Patient

OXYTROL™

Oxybutynin Transdermal System

Read this information carefully before you begin treatment. Read the information whenever you get more medicine, there may be something new. This information does not take the place of talking with your doctor about your medical condition or your treatment. If you have any questions about OXYTROL, ask your doctor. Only your doctor can determine if OXYTROL is right for you.

What is OXYTROL?

OXYTROL is a transdermal system (skin patch) to treat overactive bladder. It delivers the active ingredient, oxybutynin, through your skin and into your bloodstream.

Overactive bladder makes it hard to control when you urinate (pass water). Overactive bladder can make you urinate more often (increased frequency) or make you feel the need to urinate often (urgency). Overactive bladder can also lead to accidental urine loss (leaking or wetting oneself).

The active ingredient in OXYTROL, oxybutynin, is dissolved in the thin layer of adhesive that sticks the patch to your skin. OXYTROL delivers the medicine slowly and constantly through your skin and into your bloodstream for the 3 or 4 days that you wear the patch. OXYTROL contains the same active ingredient as oxybutynin tablets and syrup.

Who should not use OXYTROL?

Do not use OXYTROL if you have the following medical conditions:

- **Urinary retention.** Your bladder does not empty or does not empty completely when you urinate.
- **Gastric retention.** Your stomach empties slowly or incompletely after a meal.
- **Uncontrolled narrow-angle glaucoma (high pressure in your eye).** Tell your doctor if you have glaucoma or a family history of glaucoma.
- **Pregnancy or breastfeeding.** Tell your doctor if you are pregnant or breastfeeding. OXYTROL may not be right for you.
- **Allergy to oxybutynin or the inactive ingredients in OXYTROL.** If you need to know the inactive ingredients, ask your doctor or pharmacist. If you have allergies to medical tape products or other skin patches, tell your doctor.

If you have certain other medical conditions, use OXYTROL with caution. **Tell your doctor about all your medical conditions**, especially if you have any of the following:

- Liver disease

- Kidney disease
- Bladder obstruction (blockage)
- Gastrointestinal obstruction (blockage in the digestive system)
- Ulcerative colitis (inflamed bowels)
- Myasthenia gravis (nerve weakness)
- Gastric reflux disease or esophagitis (inflamed esophagus, the tube between your mouth and stomach)

Tell your doctor about all the medicines you take, including prescription and non-prescription medicines and supplements. Some of them may cause problems if you take OXYTROL. Also, OXYTROL may affect how some of them work.

What should I avoid while using OXYTROL?

Do not expose the patch to sunlight. Therefore, wear it under clothing.

What are the possible side effects of OXYTROL?

You may see mild redness at the site when a patch is removed. This redness should disappear within several hours after removing the patch. If uncomfortable irritation or excessive itchiness continues, tell your doctor.

Oxybutynin may cause sleepiness or blurred vision, so be careful when driving or operating machinery. In addition, sleepiness may be increased by drinking alcohol (beer, wine or hard liquor).

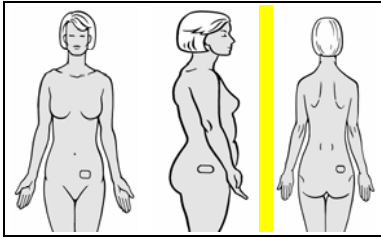
Since oxybutynin treatment may decrease sweating, you may overheat or have fever or heat stroke if you are in warm or hot temperatures.

The most common side effects of OXYTROL are skin reactions where the patch is put on. These include itching and redness. Other side effects include dry mouth, constipation, abnormal vision, headache, and dizziness. If you take other medicines that cause dry mouth, constipation, sleepiness, or dizziness, OXYTROL can increase those effects.

These are not all the side effects of OXYTROL. For a complete list, ask your doctor or pharmacist.

How should I use OXYTROL?


Put on a new patch of OXYTROL 2 times a week (every 3 to 4 days) according to your doctor's instructions. Wear the patch all the time until it is time to apply a new one. Wear only 1 patch of OXYTROL at a time. Try to change the patch on the same 2 days each week. Your package of OXYTROL has a calendar checklist printed on the back to help you remember your schedule. Mark the schedule you plan to follow. Always change OXYTROL on the 2 days of the week you mark on the calendar.



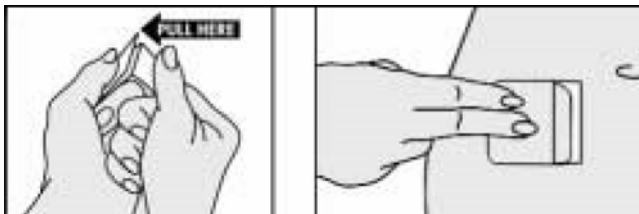
abdomen hips buttocks

Put the patch on a clean, dry, and smooth (fold-free) area of skin on your abdomen (stomach area), hips or buttocks (as shown in the picture). Avoid your waistline area, since tight clothing may rub against the patch. The areas you choose should not be oily, damaged (cut or scraped), irritated (rashes) or have any other skin problems. **Do not put OXYTROL on areas that have been treated with oils, lotions, or powders that could keep the patch from sticking well to your skin.**

When you put on a new patch, use a different area of skin from the most recent patch site. You may find it useful to change the site from one side of your body to the other. Do not use the same area for the patch for at least 1 week. You may wish to try different locations when using OXYTROL to find the locations that are most comfortable for you and where clothing will not rub against it.



Each patch is sealed in its own protective pouch. When you are ready to put on the OXYTROL patch, tear open the pouch and remove the patch. Apply the patch to your skin right away. Do not keep or store the patch outside the sealed pouch.



The sticky adhesive side of the patch is covered by 2 strips of overlapping protective liner. Remove the first piece of the protective liner and place the patch, adhesive face down, firmly onto the skin.



Bend the patch in half and gently roll the remaining part onto your skin using the tips of your fingers. As you roll the patch in place, the second piece of the protective liner should move off the patch. Apply firm pressure over the surface of the patch with your fingers to make sure the patch stays on. When putting on the patch, avoid touching the sticky adhesive side. Touching the adhesive may cause the patch to fall off early. Throw away the protective liners.

Contact with water when you are bathing, swimming, showering or exercising will not change the way that OXYTROL works. However, try to avoid rubbing the patch area during these activities.

If the patch partly or completely falls off, press it back in place and continue to follow your application schedule. If the patch does not stay on, throw it away. You should then put on a new patch in a different area, but continue to follow your original application schedule. If you forget to change your patch after 3 or 4 days, remove the old patch, put on a new patch in a different area and continue to follow your original application schedule.

When changing OXYTROL, remove the old patch slowly and carefully to avoid damaging the skin. Once off, fold the patch in half with the sticky sides together. **Since the patch will still contain some oxybutynin, throw it away so that it cannot be accidentally worn or swallowed by another person, especially a child, or a pet.**

Gently washing the application site with warm water and a mild soap should remove any adhesive that stays on your skin after removing the patch. A small amount of baby oil may also be used to remove any excess residue. Rings of adhesive that become dirty may require a medical adhesive removal pad that you can get from your pharmacist. Alcohol or other dissolving liquids (nail polish remover or other solvents) may cause skin irritation and should not be used.

Store at room temperature, 25° C (77° F). Temporary storage between 15° and 30° C (59° F to 86° F) is also permitted. Keep OXYTROL and all medications in a safe, secure place and out of the reach of children.

General advice about OXYTROL

Medicines are sometimes prescribed for conditions that are not mentioned in patient information leaflets. Do not give OXYTROL to other people, even if they have the same symptoms you have. It may harm them.

This leaflet summarizes the most important information about OXYTROL. If you would like more information, talk with your doctor. You can ask your pharmacist or doctor for

NDA 21-351/SLR 002 Patient Information Insert
Final Draft Labeling, 6/29/2006

information about OXYTROL that is written for health professionals. You can get more information about OXYTROL from the product information department at 1-888-OXYTROL (1-888-699-8765) or by selecting patient information at the OXYTROL Website located at www.OXYTROL.com.

Distributed by: Watson Pharma, Inc.
a subsidiary of Watson Pharmaceuticals, Inc.,
Corona, CA 92880

REVISED: May, 2006
©2001 Watson Pharma, Inc., Corona, CA 92880