

HIGHLIGHTS OF PRESCRIBING INFORMATION

These highlights do not include all the information needed to use VAPRISOL safely and effectively. See full prescribing information for VAPRISOL.

VAPRISOL® (conivaptan hydrochloride) Injection, for intravenous use
Initial U.S. Approval: 2005

RECENT MAJOR CHANGES

Indications and Usage (1) 05/2010

Dosage and Administration, Preparation, Compatibility and Stability (2.2) 05/2010

Contraindications, Anuric Patients (4.3) 05/2010

Warnings and Precautions

- Hyponatremia Associated with Heart Failure (5.1) 05/2010
- Overly Rapid Correction of Serum Sodium (5.2) 05/2010
- Coadministration of VAPRISOL and Drugs Eliminated Primarily by CYP3A-Mediated Metabolism (5.3) 05/2010
- Coadministration of VAPRISOL and Digoxin (5.4) 05/2010
- Hepatic Impairment (5.5) 05/2010
- Renal Impairment (5.6) 05/2010
- Infusion Site Reactions (5.7) 05/2010

INDICATIONS AND USAGE

VAPRISOL® is a vasopressin receptor antagonist indicated to raise serum sodium in hospitalized patients with euvolemic and hypervolemic hyponatremia (1).

Important Limitations:

VAPRISOL has not been shown to be effective for the treatment of the signs and symptoms of heart failure (1).

It has not been established that raising serum sodium with VAPRISOL provides a symptomatic benefit to patients (1).

DOSAGE AND ADMINISTRATION

- Loading Dose: 20 mg IV administered over 30 minutes (2.1), followed by
- Continuous infusion: 20 mg/day over 24 hours for 2 to maximum 4 days (2.1).
- Following initial day of treatment, dosage may be increased to 40 mg/day continuous infusion as needed to raise serum sodium (2.1).
- Monitor volume status and serum sodium frequently and discontinue if patient develops hypovolemia, hypotension or an undesirably rapid rate of rise of serum sodium (2.1, 5.2).

DOSAGE FORMS AND STRENGTHS

- Intravenous injection solution: conivaptan hydrochloride 20 mg/100 mL premixed in 5% Dextrose (2.2, 3).

CONTRAINDICATIONS

- Hypovolemic hyponatremia (4.1).
- Coadministration with potent CYP3A inhibitors (4.2, 5.3, 7.1).
- Anuria: no benefit can be expected (4.3).
- Known allergy to corn or corn products (4.4).

WARNINGS AND PRECAUTIONS

- **Hypervolemic hyponatremia associated with heart failure:** The amount of safety data is limited. VAPRISOL should be used to raise serum sodium in such patients only after consideration of other treatment options (5.1, 6.1).
- **Overly rapid correction of serum sodium:** Monitor serum sodium and neurologic status as serious neurologic sequelae can result from overly rapid correction of serum sodium (2.1, 5.2).
- **Hepatic impairment:** Decrease the dose of VAPRISOL (5.5, 8.6, 12.3).
- **Renal impairment:** Decrease the dose of VAPRISOL. Use in patients with severe renal impairment is not recommended (5.6, 8.7, 12.3).
- **Infusion site reactions:** Serious reactions have occurred. Administer through large veins and change infusion site every 24 hours (2.1, 5.7, 6).

ADVERSE REACTIONS

Most common adverse reactions (incidence \geq 10%) are infusion site reactions (including phlebitis), pyrexia, hypokalemia, headache and orthostatic hypotension (6).

To report SUSPECTED ADVERSE REACTIONS, contact Astellas Pharma US, Inc. at 1-800-727-7003 or FDA at 1-800-FDA-1088 or www.fda.gov/medwatch.

DRUG INTERACTIONS

- Potent CYP3A inhibitors may increase the exposure of conivaptan and are contraindicated (4.2, 7.1).
- Generally avoid CYP3A substrates (5.3, 7.1).
- Exposure to coadministered digoxin may be increased and digoxin levels should be monitored (5.4, 7.2).

USE IN SPECIFIC POPULATIONS

- Pregnancy: Based on animal data, may cause fetal harm (8.1).
- Nursing Mothers: Discontinue drug or nursing taking into consideration importance of drug to mother (8.3).
- Pediatric Use: There are no studies (8.4).

See 17 for PATIENT COUNSELING INFORMATION

Revised: 05/2010

FULL PRESCRIBING INFORMATION: CONTENTS*

1 INDICATIONS AND USAGE

2 DOSAGE AND ADMINISTRATION

- 2.1 General Dosing Information
- 2.2 Preparation, Compatibility and Stability

3 DOSAGE FORMS AND STRENGTHS

4 CONTRAINDICATIONS

- 4.1 Hypovolemic Hyponatremia
- 4.2 Coadministration with Potent CYP3A Inhibitors
- 4.3 Anuric Patients
- 4.4 Known Allergy to Corn or Corn Products

5 WARNINGS AND PRECAUTIONS

- 5.1 Hyponatremia Associated with Heart Failure
- 5.2 Overly Rapid Correction of Serum Sodium
- 5.3 Coadministration of VAPRISOL and Drugs Eliminated Primarily by CYP3A-Mediated Metabolism
- 5.4 Coadministration of VAPRISOL and Digoxin
- 5.5 Hepatic Impairment
- 5.6 Renal Impairment
- 5.7 Infusion Site Reactions

6 ADVERSE REACTIONS

- 6.1 Clinical Trials Experience

7 DRUG INTERACTIONS

- 7.1 CYP3A
- 7.2 Digoxin
- 7.3 Warfarin
- 7.4 Captopril and Furosemide

8 USE IN SPECIFIC POPULATIONS

- 8.1 Pregnancy
- 8.2 Labor And Delivery
- 8.3 Nursing Mothers
- 8.4 Pediatric Use
- 8.5 Geriatric Use
- 8.6 Use in Patients with Hepatic Impairment
- 8.7 Use in Patients with Renal Impairment

10 OVERDOSAGE

11 DESCRIPTION

12 CLINICAL PHARMACOLOGY

- 12.1 Mechanism of Action
- 12.2 Pharmacodynamics
- 12.3 Pharmacokinetics

13 NONCLINICAL TOXICOLOGY

- 13.1 Carcinogenesis, Mutagenesis, Impairment of Fertility
- 13.3 Developmental Toxicity

14 CLINICAL STUDIES

- 14.1 Hyponatremia
- 14.2 Heart Failure

16 HOW SUPPLIED/STORAGE AND HANDLING

17 PATIENT COUNSELING INFORMATION

*Sections or subsections omitted from the full prescribing information are not listed

FULL PRESCRIBING INFORMATION

1 INDICATIONS AND USAGE

VAPRISOL[®] is indicated to raise serum sodium in hospitalized patients with euvolemic and hypervolemic hyponatremia.

Important Limitations:

VAPRISOL has not been shown to be effective for the treatment of the signs and symptoms of heart failure and is not approved for this indication.

It has not been established that raising serum sodium with VAPRISOL provides a symptomatic benefit to patients.

2 DOSAGE AND ADMINISTRATION

2.1 General Dosing Information

VAPRISOL is for intravenous use only.

VAPRISOL is for use in hospitalized patients only.

Administer VAPRISOL through large veins and change of the infusion site every 24 hours to minimize the risk of vascular irritation [*see Warnings and Precaution (5.7)*].

Initiate with a loading dose of 20 mg IV administered over 30 minutes.

Follow the loading dose with 20 mg of VAPRISOL administered in a continuous intravenous infusion over 24 hours. After the initial day of treatment, administer VAPRISOL for an additional 1 to 3 days in a continuous infusion of 20 mg/day. If serum sodium is not rising at the desired rate, VAPRISOL may be titrated upward to a dose of 40 mg daily, administered in a continuous intravenous infusion.

The total duration of infusion of VAPRISOL (after the loading dose) should not exceed four days. The maximum daily dose of VAPRISOL (after the loading dose) is 40 mg/day.

Patients receiving VAPRISOL must have frequent monitoring of serum sodium and volume status. An overly rapid rise in serum sodium (> 12 mEq/L/24 hours) may result in serious neurologic sequelae. For patients who develop an undesirably rapid rate of rise of serum sodium, VAPRISOL should be discontinued, and serum sodium and neurologic status should be carefully monitored. If the serum sodium continues to rise, VAPRISOL should not be resumed. If hyponatremia persists or recurs, and the patient has had no evidence of neurologic sequelae of rapid rise in serum sodium, VAPRISOL may be resumed at a reduced dose [*see Warnings and Precautions (5.2)*]. For patients who develop hypovolemia or hypotension while receiving VAPRISOL, VAPRISOL should be discontinued, and volume status and vital signs should be frequently monitored. Once the patient is again euvolemic and is no longer hypotensive, VAPRISOL may be resumed at a reduced dose if the patient remains hyponatremic.

2.2 Preparation, Compatibility and Stability

Parenteral drug products should be inspected visually for particulate matter and discoloration prior to administration, whenever solution and container permit. If particulate matter, discoloration or cloudiness is observed, the drug solution should not be used.

VAPRISOL is supplied in a single-use 100 mL flexible INTRAVIA Container containing a sterile premixed dilute, ready-to-use, nonpyrogenic solution of conivaptan hydrochloride, 0.2 mg

per mL (20 mg/100 mL) in 5% Dextrose. **NO FURTHER DILUTION OF THIS PREPARATION IS NECESSARY.**

VAPRISOL is compatible with 5% Dextrose Injection. VAPRISOL is physically and chemically compatible with 0.9% Sodium Chloride Injection for up to 22 hours when the two solutions are co-administered via a Y-site connection at a flow rate for VAPRISOL of 4.2 mL/hour and at flow rates for 0.9% Sodium Chloride Injection of either 2.1 mL/hour or 6.3 mL/hour. **VAPRISOL should not be administered with Lactated Ringer's Injection.**

VAPRISOL should not be combined with any other product in the same intravenous line or container.

Loading Dose

Administer the content of a 20 mg/100 mL VAPRISOL flexible plastic container over 30 minutes.

Continuous Infusion

For patients requiring 20 mg VAPRISOL injection per day, administer the content of one 20 mg/100 mL VAPRISOL flexible plastic container over 24 hours.

For patients requiring 40 mg VAPRISOL injection per day, administer the content of two consecutive 20 mg/100 mL VAPRISOL flexible plastic containers over 24 hours.

Since the flexible container is for single-use only, any unused portion should be discarded.

CAUTION: Do not use plastic containers in series connections. Such use could result in air embolism due to residual air being drawn from the primary container before administration of the fluid from the secondary container is completed.

Do not remove container from overwrap until ready for use. The overwrap is a moisture and light barrier. The inner container maintains the sterility of the product.

Tear overwrap down side at slit and remove solution container. Some opacity of the plastic due to moisture absorption during the sterilization process may be observed. This is normal and does not affect the solution quality or safety. The opacity will diminish gradually. After removing overwrap, check for minute leaks by squeezing inner container firmly. If leaks are found, discard solution as sterility may be impaired. Do not use if the solution is cloudy or a precipitate is present.

DO NOT ADD SUPPLEMENTARY MEDICATION.

Preparation for Administration:

1. Suspend container from eyelet support.
2. Remove protector from outlet port at bottom of container.
3. Attach administration set. Refer to complete directions accompanying set.

3 DOSAGE FORMS AND STRENGTHS

Intravenous injection solution: conivaptan hydrochloride 20 mg/100 mL premixed in 5% Dextrose [see *Dosage and Administration (2.2)*].

4 CONTRAINDICATIONS

4.1 Hypovolemic Hyponatremia

VAPRISOL is contraindicated in patients with hypovolemic hyponatremia.

4.2 Coadministration with Potent CYP3A Inhibitors

The coadministration of VAPRISOL with potent CYP3A inhibitors, such as ketoconazole, itraconazole, clarithromycin, ritonavir, and indinavir, is contraindicated [see *Drug Interactions (7.1)*].

4.3 Anuric Patients

In patients unable to make urine, no benefit can be expected [see *Clinical Pharmacology (12.3)*].

4.4 Known Allergy to Corn or Corn Products

Solutions containing dextrose are contraindicated in patients with known allergy to corn or corn products.

5 WARNINGS AND PRECAUTIONS

5.1 Hyponatremia Associated with Heart Failure

The amount of safety data on the use of VAPRISOL in patients with hypervolemic hyponatremia associated with heart failure is limited. VAPRISOL should be used to raise serum sodium in such patients only after consideration of other treatment options [see *Adverse Reactions (6.1)*].

5.2 Overly Rapid Correction of Serum Sodium

Osmotic demyelination syndrome is a risk associated with overly rapid correction of hyponatremia (i.e., > 12 mEq/L/24 hours). Osmotic demyelination results in dysarthria, mutism, dysphagia, lethargy, affective changes, spastic quadriparesis, seizures, coma or death. In susceptible patients, including those with severe malnutrition, alcoholism or advanced liver disease, use slower rates of correction. In controlled clinical trials of VAPRISOL, about 9% of patients who received VAPRISOL in doses of 20-40 mg/day IV had rises of serum sodium >12 mEq/L/24 hours, but none of these patients had evidence of osmotic demyelination or permanent neurologic sequelae. Serum sodium concentration and neurologic status should be monitored appropriately during VAPRISOL administration, and VAPRISOL administration should be discontinued if the patient develops an undesirably rapid rate of rise of serum sodium. If the serum sodium concentration continues to rise, VAPRISOL should not be resumed. If hyponatremia persists or recurs (after initial discontinuation of VAPRISOL for an undesirably rapid rate of rise of serum sodium concentration), and the patient has had no evidence of neurologic sequelae of rapid rise in serum sodium, VAPRISOL may be resumed at a reduced dose [see *Dosage and Administration (2.1)*].

5.3 Coadministration of VAPRISOL and Drugs Eliminated Primarily by CYP3A Mediated Metabolism

In clinical trials of oral conivaptan, two cases of rhabdomyolysis occurred in patients who were also receiving a CYP3A-metabolized HMG-CoA reductase inhibitor. Avoid concomitant use of VAPRISOL with drugs eliminated primarily by CYP3A-mediated metabolism. Subsequent treatment with CYP3A substrate drugs may be initiated no sooner than 1 week after the infusion of VAPRISOL is completed. [see *Drug Interactions (7.1)*].

5.4 Coadministration of VAPRISOL and Digoxin

Coadministration of digoxin with oral conivaptan resulted in a 1.8- and 1.4-fold increase in digoxin C_{max} and AUC, respectively. Monitor digoxin levels [see *Drug Interactions (7.2)*].

5.5 Hepatic Impairment

Up to a 2.8-fold increase in exposure after oral administration of conivaptan has been seen in patients with moderate hepatic impairment. Adjust the dose of VAPRISOL accordingly (see *Use in Specific Populations (8.6)* and *Clinical Pharmacology (12.3)*).

5.6 Renal Impairment

In patients with renal impairment (CL_{cr} 30 - 60 mL/min or CL_{cr} 10 - 29 mL/min), increases in exposure of 1.7-fold and 1.9-fold, respectively, were observed after oral administration of conivaptan. Adjust the dose of VAPRISOL accordingly [see *Use in Specific Populations (8.7)* and *Clinical Pharmacology (12.3)*]. Because of the high incidence of infusion site phlebitis (which can reduce vascular access sites) and unlikely benefit, use in patients with severe renal impairment ($CL_{cr} < 30$ mL/min) is not recommended.

5.7 Infusion Site Reactions

Infusion site reactions are common and can include serious reactions, even with proper infusion rates [see *Adverse Reactions (6.1)*]. Administer VAPRISOL via large veins, and rotate the infusion site every 24 hours [see *Dosage and Administration (2.1)*].

6 ADVERSE REACTIONS

The following adverse reactions are discussed elsewhere in labeling:

- Osmotic demyelination syndrome [see *Warnings and Precautions (5.2)*]
- Infusion site reactions [see *Warnings and Precautions (5.7)*]

6.1 Clinical Trials Experience

Because clinical trials are conducted under widely varying conditions, adverse reactions rates observed in the clinical trials of a drug cannot be directly compared to rates in the clinical trials of another drug and may not reflect the rates observed in practice. The adverse event information from clinical trials does, however, provide a basis for identifying the adverse events that appear to be related to drug use and for approximating rates.

The most common adverse reactions reported with VAPRISOL administration were infusion site reactions. In studies in patients and healthy volunteers, infusion site reactions occurred in 73% and 63% of subjects treated with VAPRISOL 20 mg/day and 40 mg/day, respectively, compared to 4% in the placebo group. Infusion site reactions were the most common type of adverse event leading to discontinuation of VAPRISOL. Discontinuations from treatment due to infusion site reactions were more common among VAPRISOL-treated patients (3%) than among placebo-treated patients (0%). Some serious infusion site reactions did occur [see *Dosage and Administration (2.1)* and *Warnings and Precautions (5.7)*].

The adverse reactions presented in Table 1 are derived from 72 healthy volunteers and 243 patients with euvolemic or hypervolemic hyponatremia who received VAPRISOL 20 mg IV as a loading dose followed by 40 mg/day IV for 2 to 4 days, from 37 patients with euvolemic or

hypervolemic hyponatremia who received VAPRISOL 20 mg IV as a loading dose followed by 20 mg/day IV for 2 to 4 days in an open-label study, and from 40 healthy volunteers and 29 patients with euvolemic or hypervolemic hyponatremia who received placebo. The adverse reactions occurred in at least 5% of patients treated with VAPRISOL and at a higher incidence for VAPRISOL-treated patients than for placebo-treated patients.

Table 1.
VAPRISOL Injection: Adverse Reactions Occurring in \geq 5% of Patients or Healthy Volunteers and VAPRISOL Incidence > Placebo Incidence
Hyponatremia and Healthy Volunteer Studies

Term	Placebo (N=69) N (%)	20 mg (N=37) N (%)	40 mg (N=315) N (%)
Blood and lymphatic system disorders			
Anemia NOS	2 (3%)	2 (5%)	18 (6%)
Cardiac disorders			
Atrial fibrillation	0 (0%)	2 (5%)	7 (2%)
Gastrointestinal disorders			
Constipation	2 (3%)	3 (8%)	20 (6%)
Diarrhea NOS	0 (0%)	0 (0%)	23 (7%)
Nausea	3 (4%)	1 (3%)	17 (5%)
Vomiting NOS	0 (0%)	2 (5%)	23 (7%)
General disorders and administration site conditions			
Edema peripheral	1 (1%)	1 (3%)	24 (8%)
Infusion site erythema	0 (0%)	0 (0%)	18 (6%)
Infusion site pain	1 (1%)	0 (0%)	16 (5%)
Infusion site phlebitis	1 (1%)	19 (51%)	102 (32%)
Infusion site reaction	0 (0%)	8 (22%)	61 (19%)
Pyrexia	0 (0%)	4 (11%)	15 (5%)
Thirst	1 (1%)	1 (3%)	19 (6%)
Infections and infestations			
Pneumonia NOS	0 (0%)	2 (5%)	7 (2%)
Urinary tract infection NOS	2 (3%)	2 (5%)	14 (4%)
Injury, poisoning and procedural complications			
Post procedural diarrhea	0 (0%)	2 (5%)	0 (0%)
Investigations			
Electrocardiogram ST segment depression	0 (0%)	2 (5%)	0 (0%)
Metabolism and nutrition disorders			
Hypokalemia	2 (3%)	8 (22%)	30 (10%)
Hypomagnesemia	0 (0%)	2 (5%)	6 (2%)
Hyponatremia	1 (1%)	3 (8%)	20 (6%)
Nervous system disorders			
Headache	2 (3%)	3 (8%)	32 (10%)
Psychiatric disorders			
Confusional state	2 (3%)	0 (0%)	16 (5%)
Insomnia	0 (0%)	2 (5%)	12 (4%)
Respiratory, thoracic and mediastinal disorders			
Pharyngolaryngeal pain	3 (4%)	2 (5%)	3 (1%)

Term	Placebo (N=69) N (%)	20 mg (N=37) N (%)	40 mg (N=315) N (%)
Skin and subcutaneous tissue disorders			
Pruritus	0 (0%)	2 (5%)	2 (1%)
Vascular disorders			
Hypertension NOS	0 (0%)	3 (8%)	20 (6%)
Hypotension NOS	2 (3%)	3 (8%)	16 (5%)
Orthostatic hypotension	0 (0%)	5 (14%)	18 (6%)

Adapted from MedDRA version 6.0

Although a dose of 80 mg/day of VAPRISOL was also studied, it was associated with a higher incidence of infusion site reactions and a higher rate of discontinuation for adverse events than was the 40 mg/day VAPRISOL dose. The maximum recommended daily dose of VAPRISOL (after the loading dose) is 40 mg/day.

Heart failure with hypervolemic hyponatremia

In clinical trials where VAPRISOL was administered to 79 hypervolemic hyponatremic patients with underlying heart failure and intravenous placebo administered to 10 patients, adverse cardiac failure events, atrial dysrhythmias, and sepsis occurred more frequently among patients treated with VAPRISOL (32%, 5% and 8% respectively) than among patients treated with placebo (20%, 0% and 0% respectively) [see *Warnings and Precautions (5.1)*].

7 DRUG INTERACTIONS

7.1 CYP3A

Conivaptan is a sensitive substrate of CYP3A. The effect of ketoconazole, a potent CYP3A inhibitor, on the pharmacokinetics of intravenous conivaptan has not been evaluated.

Coadministration of oral conivaptan hydrochloride 10 mg with ketoconazole 200 mg resulted in 4- and 11-fold increases in C_{max} and AUC of conivaptan, respectively [see *Contraindications (4.2)*].

Conivaptan is a potent mechanism-based inhibitor of CYP3A. The effect of conivaptan on the pharmacokinetics of co-administered CYP3A substrates has been evaluated with the coadministration of conivaptan with midazolam, simvastatin, and amlodipine. VAPRISOL 40 mg/day increased the mean AUC values by approximately 2- and 3-fold for 1 mg intravenous or 2 mg oral doses of midazolam, respectively. VAPRISOL 30 mg/day resulted in a 3-fold increase in the AUC of simvastatin. Oral conivaptan hydrochloride 40 mg twice daily resulted in a 2-fold increase in the AUC and half-life of amlodipine [see *Warnings and Precautions (5.3)*].

7.2 Digoxin

Coadministration of a 0.5 mg dose of digoxin, a P-glycoprotein substrate, with oral conivaptan hydrochloride 40 mg twice daily resulted in a 30% reduction in clearance and 79% and 43% increases in digoxin C_{max} and AUC values, respectively [see *Warnings and Precautions (5.4)*].

7.3 Warfarin

VAPRISOL (40 mg/day for 4 days) administered with a single 25 mg dose of warfarin, which undergoes major metabolism by CYP2C9 and minor metabolism by CYP3A, increased the mean S-warfarin AUC and S-warfarin C_{max} by 14% and 17%, respectively. The corresponding prothrombin time and international normalized ratio values were unchanged.

7.4 Captopril and Furosemide

The pharmacokinetics of oral conivaptan (20 - 40 mg/day) were unchanged with coadministration of either captopril 25 mg or furosemide up to 80 mg/day.

8 USE IN SPECIFIC POPULATIONS

8.1 Pregnancy

Pregnancy Category C. Conivaptan has been shown to have adverse effects on the fetus when given to rats during pregnancy at systemic exposures less than those achieved at the human therapeutic dose based on AUC comparisons [see *Nonclinical Toxicology (13.3)*]. There are no adequate and well-controlled studies of VAPRISOL use in pregnant women. VAPRISOL should be used during pregnancy only if the potential benefit justifies the potential risk to the fetus. The patient should be apprised of the potential hazard to the fetus. Rat fetal tissue levels were < 10% of maternal plasma concentrations while placental levels were 2.2-fold higher than maternal plasma concentrations. Conivaptan that is taken up by fetal tissue is slowly cleared, suggesting that fetal accumulation is possible.

8.2 Labor and Delivery

The effect of VAPRISOL on labor and delivery in humans has not been studied. Conivaptan hydrochloride delayed delivery in rats dosed at 10 mg/kg/day by oral gavage (systemic exposure equivalent to the human therapeutic exposure based on AUC comparison). Administration of conivaptan hydrochloride at 2.5 mg/kg/day intravenously increased peripartum pup mortality (systemic exposure less than the human therapeutic exposure based on AUC comparison). These effects may be associated with conivaptan activity on oxytocin receptors in the rat. The relevance to humans is unclear [see *Nonclinical Toxicology (13.3)*].

8.3 Nursing Mothers

It is not known whether conivaptan is excreted in human milk. Because many drugs are excreted into human milk and because of the potential for serious adverse reactions in nursing infants from VAPRISOL, a decision should be made to discontinue nursing or VAPRISOL, taking into consideration the importance of VAPRISOL to the mother. Conivaptan is excreted in milk and detected in neonates when given by intravenous administration to lactating rats. Milk levels of conivaptan in rats reached maximal levels at 1 hour post dose following intravenous administration and were up to 3 times greater than maternal plasma levels following an intravenous dose of 1 mg/kg (systemic exposure less than human therapeutic exposure based on AUC comparison).

8.4 Pediatric Use

The safety and effectiveness of VAPRISOL in pediatric patients have not been studied.

8.5 Geriatric Use

In clinical studies of VAPRISOL administered as a 20 mg IV loading dose followed by 20 mg/day or 40 mg/day IV for 2 to 4 days, 89% (20 mg/day regimen) and 60% (40 mg/day regimen) of participants were greater than or equal to 65 years of age and 60% (20 mg/day regimen) and 40% (40 mg/day regimen) were greater than or equal to 75 years of age. In general, the adverse event profile in elderly patients was similar to that seen in the general study population.

8.6 Use in Patients with Hepatic Impairment

Moderate hepatic impairment produces an up to 2.8-fold increase in systemic exposure after oral administration of conivaptan. In patients with hepatic impairment (Child-Pugh Class A-C), initiate VAPRISOL with a loading dose of 10 mg followed by a continuous infusion of 10 mg over 24 hours for 2 to a maximum of 4 days. If serum sodium is not rising at the desired rate, VAPRISOL may be titrated upward to 20 mg over 24 hours [*see Warnings and Precautions (5.5) and Clinical Pharmacology 12.3*].

8.7 Use in Patients with Renal Impairment

The effect of renal impairment on the elimination of conivaptan after intravenous administration has not been evaluated. However, following oral administration of conivaptan, the AUCs for conivaptan in patients with renal impairment (CL_{cr} 30 - 60 mL/min or CL_{cr} 10 - 29 mL/min) were 70% and 85% higher, respectively, after a single oral dose and 58% and 69% higher, respectively, with repeated oral dosing compared to patients with normal renal function. In patients with moderate renal impairment (CL_{cr} 30 - 60 mL/min), initiate VAPRISOL with a loading dose of 10 mg followed by a continuous infusion of 10 mg over 24 hours for 2 to a maximum of 4 days. If serum sodium is not rising at the desired rate, VAPRISOL may be titrated upward to 20 mg over 24 hours. In patients with $CL_{cr} > 60$ mL/min, dose adjustment is not necessary. Use in patients with severe renal impairment ($CL_{cr} < 30$ mL/min) is not recommended [*see Warnings and Precautions (5.6) and Clinical Pharmacology (12.3)*].

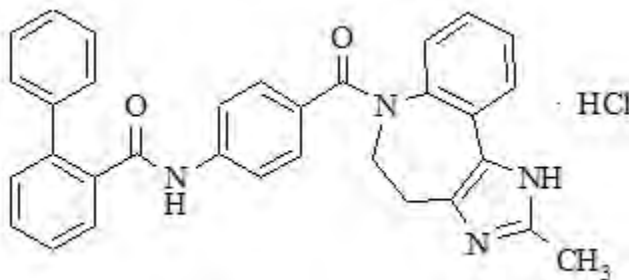
10 OVERDOSAGE

Although no data on overdosage in humans are available, VAPRISOL has been administered as a 20 mg loading dose on Day 1 followed by continuous infusion of 80 mg/day for 4 days in hyponatremia patients and up to 120 mg/day for 2 days in CHF patients. No new toxicities were identified at these higher doses, but adverse events related to the pharmacologic activity of VAPRISOL, e.g. hypotension and thirst, occurred more frequently at these higher doses.

In case of overdose, based on expected exaggerated pharmacological activity, symptomatic treatment with frequent monitoring of vital signs and close observation of the patient is recommended.

11 DESCRIPTION

Conivaptan hydrochloride is chemically [1,1'-biphenyl]-2-carboxamide, *N*-[4-[(4,5-dihydro-2-methylimidazo[4,5-*d*][1]benzazepin-6(1*H*)-yl)carbonyl]phenyl]-, monohydrochloride, having a molecular weight of 535.04 and molecular formula C₃₂H₂₆N₄O₂·HCl. The structural formula of conivaptan hydrochloride is:



Conivaptan hydrochloride is a white to off-white or pale orange-white powder that is very slightly soluble in water (0.15 mg/mL at 23° C). Conivaptan hydrochloride injection is supplied as a sterile premixed solution with dextrose in a flexible plastic container.

Each container contains a clear, colorless, sterile, non-pyrogenic solution of conivaptan hydrochloride in dextrose. Each 100 mL, single-use premixed INTRAVIA Container contains 20 mg of conivaptan hydrochloride and 5 g of Dextrose Hydrous, USP. Lactic Acid, USP is added for pH adjustment to pH 3.4 to 3.8. The flexible plastic container is fabricated from a specially designed multilayer plastic (PL 2408). Solutions in contact with the plastic container leach out certain of the chemical components from the plastic in very small amounts; however, biological testing was supportive of the safety of the plastic container materials. The flexible container has a foil overwrap. Water can permeate the plastic into the overwrap, but the amount is insufficient to significantly affect the premixed solution.

12 CLINICAL PHARMACOLOGY

12.1 Mechanism of Action

Conivaptan hydrochloride is a dual arginine vasopressin (AVP) antagonist with nanomolar affinity for human V_{1A} and V₂ receptors *in vitro*. The level of AVP in circulating blood is critical for the regulation of water and electrolyte balance and is usually elevated in both euvolemic and hypervolemic hyponatremia. The AVP effect is mediated through V₂ receptors, which are functionally coupled to aquaporin channels in the apical membrane of the collecting ducts of the kidney. These receptors help to maintain plasma osmolality within the normal range. The predominant pharmacodynamic effect of conivaptan hydrochloride in the treatment of hyponatremia is through its V₂ antagonism of AVP in the renal collecting ducts, an effect that results in aquaresis, or excretion of free water.

12.2 Pharmacodynamics

The pharmacodynamic effects of conivaptan hydrochloride include increased free water excretion (i.e., effective water clearance [EWC]) generally accompanied by increased net fluid loss, increased urine output, and decreased urine osmolality. Studies in animal models of hyponatremia showed that conivaptan hydrochloride prevented the occurrence of hyponatremia-related physical signs in rats with the syndrome of inappropriate antidiuretic hormone secretion.

Electrophysiology

The effect of VAPRISOL 40 mg IV and 80 mg IV on the QT interval was evaluated after the first dose (Day 1) and at the last day during treatment (Day 4) in a randomized, single-blind, parallel group, placebo- and positive-controlled (moxifloxacin 400 mg IV) study in healthy male and female volunteers aged 18 to 45 years. Digital ECGs were obtained at baseline and on Days 1 and 4. Moxifloxacin elicited placebo-corrected changes from baseline in individualized QT correction (QTcI) of +7 to +10 msec on Days 1 and 4, respectively, indicating that the study had assay sensitivity. The placebo-corrected changes from baseline in QTcI in the VAPRISOL 40 mg and 80 mg dose groups on Day 1 were -3.5 msec and -2.9 msec, respectively, and -2.1 msec for both dose groups on Day 4. The results suggest that conivaptan has no clinically significant effect on cardiac repolarization.

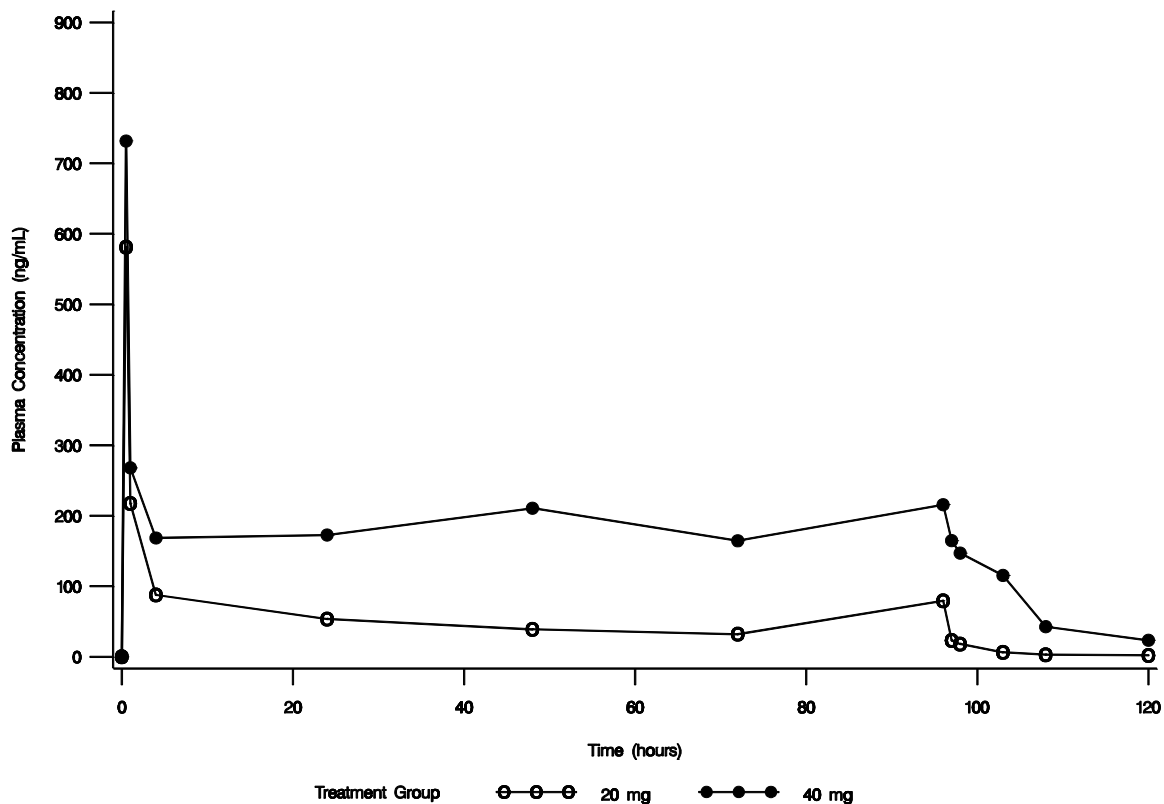
12.3 Pharmacokinetics

The pharmacokinetics of conivaptan have been characterized in healthy subjects, special populations and patients following both oral and intravenous dosing regimens. The pharmacokinetics of conivaptan following intravenous infusion (40 mg/day to 80 mg/day) and oral administration are non-linear, and inhibition by conivaptan of its own metabolism seems to be the major factor for the non-linearity. The intersubject variability of conivaptan pharmacokinetics is high (94% CV in CL).

The pharmacokinetics of conivaptan and its metabolites were characterized in healthy male subjects administered conivaptan hydrochloride as a 20 mg loading dose (infused over 30 minutes) followed by a continuous infusion of 40 mg/day for 3 days. Mean C_{max} for conivaptan was 619 ng/mL and occurred at the end of the loading dose. Plasma concentrations reached a minimum at approximately 12 hours after start of the loading dose, then gradually increased over the duration of the infusion to a mean concentration of 188 ng/mL at the end of the infusion. The mean terminal elimination half-life after conivaptan infusion was 5.0 hours, and the mean clearance was 253.3 mL/min.

In an open-label safety and efficacy study, the pharmacokinetics of conivaptan were characterized in hypervolemic or euvolemic hyponatremia patients (ages 20 - 92 years) receiving conivaptan hydrochloride as a 20 mg loading dose (infused over 30 minutes) followed by a continuous infusion of 20 or 40 mg/day for 4 days. The median-plasma conivaptan concentrations are shown in Figure 1. The median (range) elimination half-life was 5.3 (3.3 - 9.3) or 8.1 (4.1 - 22.5) hours in the 20 mg/day or 40 mg/day group, respectively, based on data from rich PK sampling.

Figure 1. Median Plasma Concentration-Time Profiles From Rich PK Sampling After 20 mg Loading Dose and 20 mg/day (open circle) or 40 mg/day (closed circle) Infusion for 4 Days



Distribution

Conivaptan is extensively bound to human plasma proteins, being 99% bound over the concentration range of approximately 10 to 1000 ng/mL.

Metabolism and Excretion

CYP3A was identified as the sole cytochrome P450 isozyme responsible for the metabolism of conivaptan. Four metabolites have been identified. The pharmacological activity of the metabolites at V_{1A} and V₂ receptors ranged from approximately 3-50% and 50-100% that of conivaptan, respectively. The combined exposure of the metabolites following intravenous administration of conivaptan is approximately 7% that of conivaptan and hence, their contribution to the clinical effect of conivaptan is minimal.

After intravenous (10 mg) or oral (20 mg) administration of conivaptan hydrochloride in a mass balance study, approximately 83% of the dose was excreted in feces as total radioactivity and 12% in urine over several days of collection. Over the first 24 hours after dosing, approximately 1% of the intravenous dose was excreted in urine as intact conivaptan.

Special Populations

Hepatic Impairment

The effect of hepatic impairment (including ascites, cirrhosis, or portal hypertension) on the elimination of conivaptan after intravenous administration has not been systematically evaluated. However, increased systemic exposure after oral conivaptan (up to a mean 2.8-fold increase) have been seen in patients with stable cirrhosis and moderate hepatic impairment. In study subjects without hepatic function impairment, VAPRISOL resulted in higher conivaptan exposure than did oral conivaptan [see *Warnings and Precautions (5.5) and Use in Specific Populations (8.6)*].

Renal Impairment

The effect of renal impairment on the elimination of conivaptan after intravenous administration has not been evaluated. However, following administration of oral conivaptan in patients with renal impairment (CL_{cr} 30 - 60 mL/min or CL_{cr} 10 - 29 mL/min), the AUCs for conivaptan were 70% and 85% higher, respectively, compared to patients with normal renal function. In study subjects without renal impairment, VAPRISOL resulted in higher conivaptan exposure than did oral conivaptan [see *Warnings and Precautions (5.6) and Use in Specific Populations (8.7)*].

13 NONCLINICAL TOXICOLOGY

13.1 Carcinogenesis, Mutagenesis, Impairment of Fertility

Standard lifetime (104 week) carcinogenicity bioassays were conducted in mice and rats. Male and female mice were given oral doses of conivaptan hydrochloride up to 30 mg/kg/day and 10 mg/kg/day, respectively, by gavage. Male and female rats were given oral doses of up to 10 mg/kg/day and 30 mg/kg/day, respectively, by gavage. There was no increased incidence of tumors associated with exposure to conivaptan in either species. The 30 mg/kg/day dosage regimen in male mice and female rats was shown to result in a systemic exposure (AUC) about twice the human systemic exposure from an IV bolus of 20 mg on day 1 followed by IV infusion of 40 mg/day for 3 days. The 10 mg/kg/day dosage regimen in female mice and male rats was shown to result in about one-fourth and one-half the human therapeutic exposure, respectively. Conivaptan was not genotoxic in the bacterial reverse mutation assay, the *in vitro* human peripheral blood lymphocyte chromosomal aberration assay, or *in vivo* rat micronucleus assay. Fertility of male rats treated with conivaptan hydrochloride by IV bolus doses of up to 2.5 mg/kg/day for the 4 weeks preceding mating and throughout the mating period was unaffected. However, when female rats were given IV bolus conivaptan from 15 days before mating through gestation day 7, there was prolonged diestrus, decreased fertility (decreased numbers of corpora lutea and implantations) and increased post-implantation loss at 2.5 mg/kg/day (systemic exposure less than human exposure at the therapeutic dose).

13.3 Developmental Toxicity

When pregnant rats were given intravenous doses of conivaptan hydrochloride up to 2.5 mg/kg/day on gestation days 7 through 17 (systemic exposures less than human therapeutic exposure based on AUC comparisons), no significant maternal or fetal effects were observed. When pregnant rats received intravenous conivaptan hydrochloride at a dose of 2.5 mg/kg/day (systemic exposure less than human therapeutic exposure based on AUC comparison) from gestation day 7 through lactation day 20 (weaning), the pups showed decreased neonatal viability and weaning indices, decreased body weight, and delayed reflex and physical development (including sexual maturation). No discernible effects were seen in pups from dams administered conivaptan hydrochloride at 0.5 or 1.25 mg/kg/day during this same period. No maternal adverse effects of conivaptan were seen in this study. When pregnant rabbits were given intravenous

doses of conivaptan hydrochloride up to 12 mg/kg/day on gestation days 6 through 18 (about twice the human therapeutic exposure) there were no fetal or maternal findings.

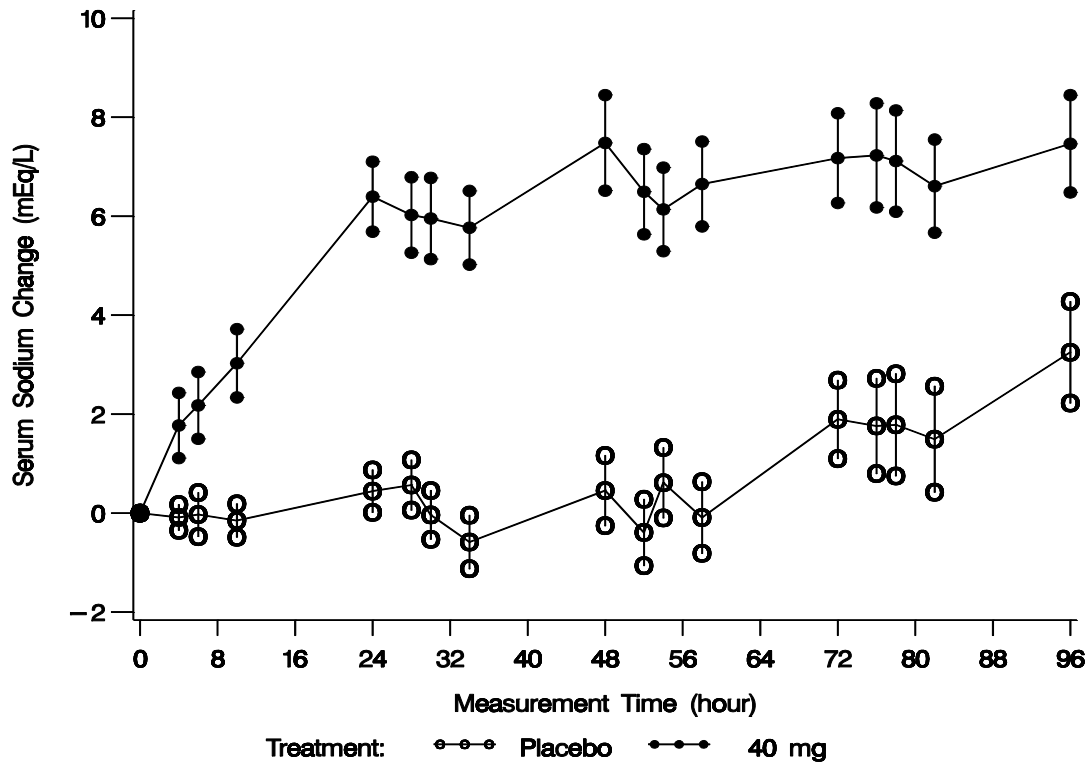
14 CLINICAL STUDIES

14.1 Hyponatremia

The effect on serum sodium of VAPRISOL was demonstrated in a double-blind, placebo-controlled, randomized, multicenter study conducted in 84 patients with euvolemic (N=56) or hypervolemic (N=28) hyponatremia (serum sodium 115 -130 mEq/L) from a variety of underlying causes (malignant or nonmalignant diseases of the central nervous system, lung, or abdomen; congestive heart failure; hypertension; myocardial infarction; diabetes; osteoarthritis; or idiopathic). Study participants were randomized to receive either placebo IV (N=29), VAPRISOL 40 mg/day IV (N=29), or VAPRISOL 80 mg/day IV (N=26). Daily fluid intake was restricted to 2 liters. VAPRISOL or placebo was administered as a continuous infusion following a 30 minute IV loading dose on the first treatment day and patients were treated for 4 days. Serum or plasma sodium concentrations were assessed pre-dose (Hour 0) and at 4, 6, 10, and 24 hours post-dose on all treatment days.

Mean serum sodium concentration was 123.3 mEq/L at study entry. The mean change in serum sodium concentration from baseline over the 4-day treatment period is shown in Figure 2.

Figure 2. Mean (SE) Change from Baseline in Sodium Concentrations with VAPRISOL 40 mg/day



Following treatment with 40 mg/day of VAPRISOL, the mean change from baseline in serum sodium concentration at the end of 2 days of treatment with VAPRISOL was 5.3 mEq/L (mean concentration 128.6 mEq/L). At the end of the 4-day treatment period, the mean change from baseline was 6.5 mEq/L (mean concentration 129.8 mEq/L). In addition, after 2 days and 4 days of treatment with VAPRISOL, 41% (after 2 days) and 69% (after 4 days) of patients achieved a ≥ 6 mEq/L increase in serum sodium concentration or a normal serum sodium of ≥ 135 mEq/L. Although 80 mg/day was also studied, it was not significantly more effective than 40 mg/day and was associated with a higher incidence of infusion site reactions and a higher rate of discontinuations for adverse events [see *Adverse Reactions (6.1)*]. Additional efficacy data are summarized in Table 2.

Table 2. Efficacy Outcomes of Treatment with VAPRISOL 40 mg/day

Efficacy Variable	Placebo N=29		VAPRISOL 40 mg/day N=29	
	Day 2 [‡]	Day 4	Day 2 [‡]	Day 4
Baseline adjusted serum Na ⁺ AUC over duration of treatment (mEq-hr/L)				
Mean (SD)	6.2 (81.8)	61.4 (242.3)	205.9 (171.6)	500.8 (365.5)
LS Mean \pm SE	3.8 \pm 26.9	12.9 \pm 61.2	205.6 \pm 26.6*	490.9 \pm 56.8*

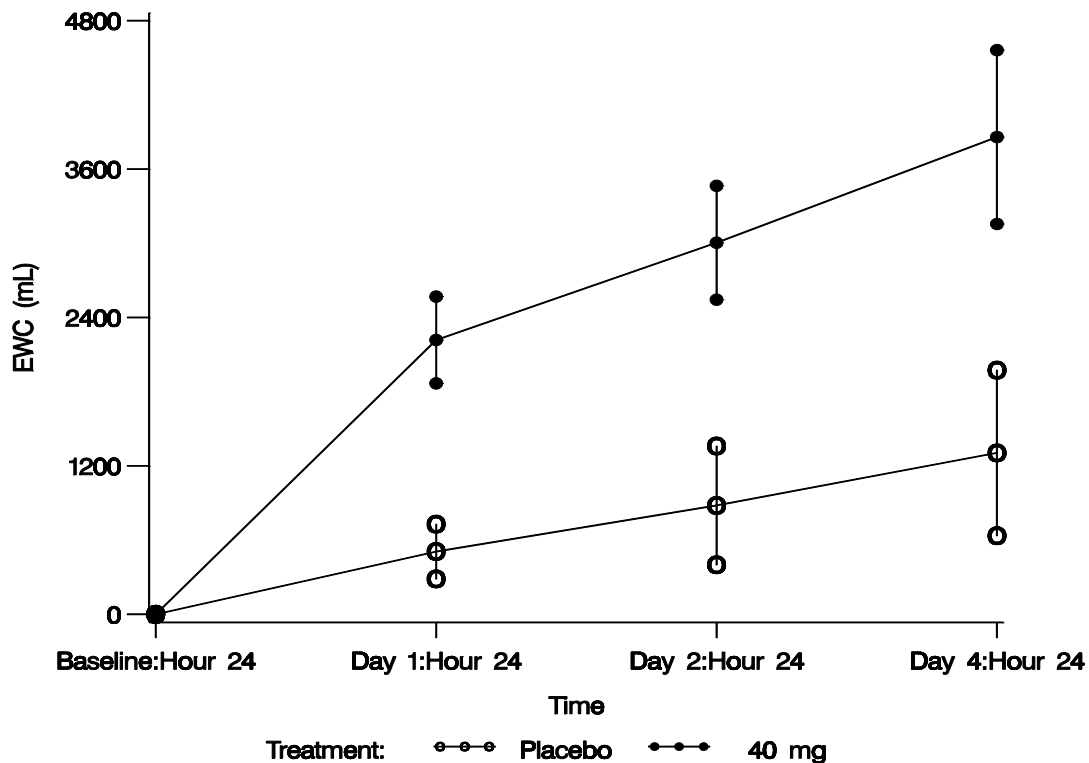
Efficacy Variable	Placebo N=29		VAPRISOL 40 mg/day N=29	
	Number of patients (%) and median event time (h) from first dose of study medication to a confirmed ≥ 4 mEq/L increase from Baseline in serum Na ⁺ , [95% CI]	2 (7%) Not estimable Not estimable	9 (31%) Not estimable Not estimable	22 (76%) 23.7* [10, 2]
Serum Na ⁺ (mEq/L)				
Baseline mean (SD)	124.3 (4.1)	124.3 (4.1)	123.3 (4.7)	123.3 (4.7)
Mean (SD) at end of treatment	124.5 (4.7)	125.8 (4.9)	128.6 (5.9)	129.8 (4.8)
Change from Baseline to end of treatment				
Mean change (SD)	0.2 (2.5)	1.5 (4.6)	5.3 (4.4)	6.5 (4.4)
LS Mean change \pm SE	0.1 \pm 0.7	0.8 \pm 0.8	5.2 \pm 0.7*	6.3 \pm 0.7*
Number (%) of patients who obtained a confirmed ≥ 6 mEq/L increase from Baseline in serum Na ⁺ or a normal serum Na ⁺ concentration ≥ 135 mEq/L during treatment	0 (0)	6 (21%)	12 (41%)*	20 (69%)*

*: $P \leq 0.001$ vs placebo

‡: efficacy variables were assessed on Day 2 of a 4-day treatment period

The aquaretic effect of VAPRISOL is shown in Figure 3. VAPRISOL produced a baseline-corrected cumulative increase in effective water clearance of over 3800 mL compared to approximately 1300 mL with placebo by Day 4.

Figure 3. Baseline-Corrected Mean (SE) Cumulative Effective Water Clearance (EWC)



$$EWC = V \times \left(1 - \frac{U_{Na} + U_K}{P_{Na} + P_K} \right)$$
, where V is urine volume (mL/d), U_{Na} is urine sodium concentration, U_K is urine potassium concentration, P_{Na} is plasma/serum sodium concentration, and P_K is plasma/serum potassium concentration.

The effect on serum sodium of VAPRISOL (administered as a 20 or 40 mg/day IV continuous infusion for 4 days following a 30 minute IV infusion of a 20 mg loading dose on the first treatment day) was also evaluated in an open-label study of 251 patients with euvolemic or hypervolemic hyponatremia. The results are shown in Table 3.

Table 3. Efficacy Outcomes of Treatment with VAPRISOL 20 or 40 mg/day

Primary Efficacy Endpoint	20 mg/day N=37	40 mg/day N=214
Baseline adjusted serum Na ⁺ AUC over duration of treatment (mEq·hr/L) Mean (SD)	753.8 (429.9)	689.2 (417.3)
Secondary Efficacy Endpoints		
Number of patients (%) and median event time (h) from first dose of study medication to a confirmed ≥ 4 mEq/L increase from Baseline in serum Na ⁺ , [95% CI]	29 (78%) 23.8[12.0, 36.0]	178 (83%) 24.4 [24.0, 35.8]

Total time (h) from first dose of study medication to end of treatment during which patients had a confirmed ≥ 4 mEq/L increase in serum Na ⁺ from Baseline Mean (SD)	60.6 (35.2)	59.5 (33.2)
Serum Na ⁺ (mEq/L) Baseline mean (SD)	122.5 (5.2)	123.8 (4.6)
Mean (SD) at end of treatment	131.8 (3.9)	132.5 (4.6)
Mean Change (SD) from Baseline to End of Treatment	9.4 (5.3)	8.8 (5.4)
Mean (SD) at Follow-up Day 11	129.9 (6.2)	131.8 (5.8)
Mean Change (SD) from Baseline to Follow-up Day 11	7.1 (8.2)	8.0 (6.5)
Mean (SD) at Follow-up Day 34	134.3 (4.5)	134.3 (5.2)
Mean Change (SD) from Baseline to Follow-up Day 34	11.5 (7.3)	10.7 (6.7)
Number (%) of patients who obtained a confirmed ≥ 6 mEq/L increase from Baseline in serum Na ⁺ or a normal serum Na ⁺ concentration ≥ 135 mEq/L during treatment	26 (70%)	154 (72%)

14.2 Heart Failure

The effectiveness of VAPRISOL for the treatment of congestive heart failure has not been established. In ten Phase 2/pilot heart failure studies, VAPRISOL did not show statistically significant improvement for heart failure outcomes, including such measures as length of hospital stay, changes in categorized physical findings of heart failure, change in ejection fraction, change in exercise tolerance, change in functional status, or change in heart failure symptoms, compared to placebo. In these studies, the changes in the physical findings and heart failure symptoms were no worse in the VAPRISOL-treated group (N=818) compared to the placebo group (N=290) [*see Indications and Usage (1)*].

16 HOW SUPPLIED/STORAGE AND HANDLING

VAPRISOL (conivaptan hydrochloride) Injection is supplied as a single-use, premixed solution, containing 20 mg of conivaptan hydrochloride in 5% Dextrose in 100 mL INTRAVIA Plastic Containers.

- 1 container/carton (NDC 0469-1602-10)
- 10 containers/carton (NDC 0469-1602-11)

VAPRISOL in INTRAVIA Plastic Containers should be stored at 25°C (77°F); however, brief exposure up to 40°C (104°F) does not adversely affect the product. Avoid excessive heat. Protect from freezing. Protect from light until ready to use.

17 PATIENT COUNSELING INFORMATION

Inform patients about the common adverse effects of VAPRISOL including infusion site effects (edema, erythema, pain, and phlebitis), pyrexia, hypokalemia, headache, orthostatic hypotension and potential for overly rapid increase in serum sodium which can cause serious neurologic sequelae. Instruct patients to inform their healthcare provider if they develop any unusual

symptoms, or if any known symptom persists or worsens, with special attention to potential manifestations of osmotic demyelination syndrome.

Ask patients about what other medications they are currently taking with VAPRISOL, including over-the-counter medications.

Ask patients if they have allergies to corn or corn products.

Marketed by:

Astellas Pharma US, Inc.
Deerfield, IL 60015-2548

Manufactured by:

Baxter Healthcare Corporation
Deerfield, IL 60015

VAPRISOL is a registered trademark of Astellas Pharma US, Inc.

INTRAVIA is a registered trademark of Baxter International, Inc.

09F004-VAP-CPI

Revised 05/2010