

NDA 050755/S-016, S-018

NDA 050785/S-009

Page 3

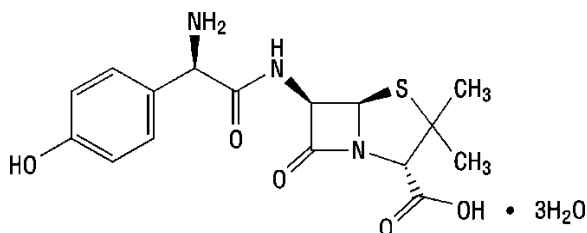
PRESCRIBING INFORMATION

AUGMENTIN XR[®] (amoxicillin/clavulanate potassium) Extended Release Tablets

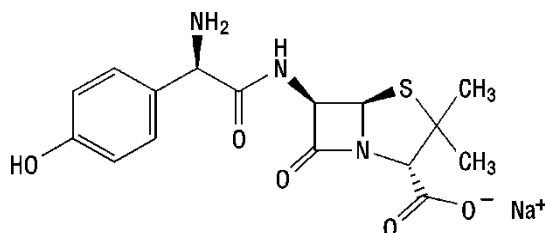
To reduce the development of drug-resistant bacteria and maintain the effectiveness of AUGMENTIN XR (amoxicillin/clavulanate potassium) and other antibacterial drugs, AUGMENTIN XR should be used only to treat or prevent infections that are proven or strongly suspected to be caused by bacteria.

DESCRIPTION

AUGMENTIN XR is an oral antibacterial combination consisting of the semisynthetic antibiotic amoxicillin (present as amoxicillin trihydrate and amoxicillin sodium) and the β -lactamase inhibitor clavulanate potassium (the potassium salt of clavulanic acid). Amoxicillin is an analog of ampicillin, derived from the basic penicillin nucleus 6-aminopenicillanic acid. The amoxicillin trihydrate molecular formula is $C_{16}H_{19}N_3O_5S \cdot 3H_2O$, and the molecular weight is 419.45. Chemically, amoxicillin trihydrate is (2*S*,5*R*,6*R*)-6-[(*R*)-(-)-2-Amino-2-(*p*-hydroxyphenyl)acetamido]-3,3-dimethyl-7-oxo-4-thia-1-azabicyclo[3.2.0]heptane-2-carboxylic acid trihydrate and may be represented structurally as:



The amoxicillin sodium molecular formula is $C_{16}H_{18}N_3NaO_5S$, and the molecular weight is 387.39. Chemically, amoxicillin sodium is [2*S*-[2 α ,5 α ,6 β (*S*^{*})]]-6-[[Amino(4-hydroxyphenyl)acetyl]amino]-3,3-dimethyl-7-oxo-4-thia-1-azabicyclo[3.2.0]heptane-2-carboxylic acid monosodium salt and may be represented structurally as:



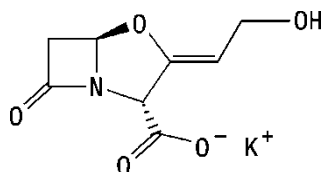
Clavulanic acid is produced by the fermentation of *Streptomyces clavuligerus*. It is a β -lactam structurally related to the penicillins and possesses the ability to inactivate a wide variety of β -lactamases by blocking the active sites of these enzymes. Clavulanic acid is particularly active against the clinically important plasmid-mediated β -lactamases frequently responsible for

NDA 050755/S-016, S-018

NDA 050785/S-009

Page 4

transferred drug resistance to penicillins and cephalosporins. The clavulanate potassium molecular formula is $C_8H_8KNO_5$, and the molecular weight is 237.25. Chemically, clavulanate potassium is potassium (Z)-(2R,5R)-3-(2-hydroxyethylidene)-7-oxo-4-oxa-1-azabicyclo[3.2.0]-heptane-2-carboxylate, and may be represented structurally as:



Inactive Ingredients: Citric acid, colloidal silicon dioxide, hypromellose, magnesium stearate, microcrystalline cellulose, polyethylene glycol, sodium starch glycolate, titanium dioxide, and xanthan gum.

Each tablet of AUGMENTIN XR contains 12.6 mg (0.32 mEq) of potassium and 29.3 mg (1.27 mEq) of sodium.

CLINICAL PHARMACOLOGY

Amoxicillin and clavulanate potassium are well absorbed from the gastrointestinal tract after oral administration of AUGMENTIN XR.

AUGMENTIN XR is an extended-release formulation which provides sustained plasma concentrations of amoxicillin. Amoxicillin systemic exposure achieved with AUGMENTIN XR is similar to that produced by the oral administration of equivalent doses of amoxicillin alone. In a study of healthy adult volunteers, the pharmacokinetics of AUGMENTIN XR were compared when administered in a fasted state, at the start of a standardized meal (612 kcal, 89.3 g carb, 24.9 g fat, and 14.0 g protein), or 30 minutes after a high-fat meal. When the systemic exposure to both amoxicillin and clavulanate is taken into consideration, AUGMENTIN XR is optimally administered at the start of a standardized meal. Absorption of amoxicillin is decreased in the fasted state. AUGMENTIN XR is not recommended to be taken with a high-fat meal, because clavulanate absorption is decreased. The pharmacokinetics of the components of AUGMENTIN XR following administration of two AUGMENTIN XR tablets at the start of a standardized meal are presented in Table 1.

Table 1. Mean (SD) Pharmacokinetic Parameters for Amoxicillin and Clavulanate Following Oral Administration of Two AUGMENTIN XR Tablets (2,000 mg/125 mg) to Healthy Adult Volunteers (n = 55) Fed a Standardized Meal

Parameter (units)	Amoxicillin	Clavulanate
AUC _(0-inf) (mcg•hr/mL)	71.6 (16.5)	5.29 (1.55)
C _{max} (mcg/mL)	17.0 (4.0)	2.05 (0.80)
T _{max} (hours) ^a	1.50 (1.00 - 6.00)	1.03 (0.75 - 3.00)
T _{1/2} (hours)	1.27 (0.20)	1.03 (0.17)

^a Median (range).

NDA 050755/S-016, S-018

NDA 050785/S-009

Page 5

The half-life of amoxicillin after the oral administration of AUGMENTIN XR is approximately 1.3 hours, and that of clavulanate is approximately 1.0 hour.

Clearance of amoxicillin is predominantly renal, with approximately 60% to 80% of the dose being excreted unchanged in urine, whereas clearance of clavulanate has both a renal (30% to 50%) and a non-renal component.

Concurrent administration of probenecid delays amoxicillin excretion but does not delay renal excretion of clavulanate.

In a study of adults, the pharmacokinetics of amoxicillin and clavulanate were not affected by administration of an antacid (MAALOX[®]), either simultaneously with or 2 hours after AUGMENTIN XR.

Neither component in AUGMENTIN XR is highly protein-bound; clavulanate has been found to be approximately 25% bound to human serum and amoxicillin approximately 18% bound.

Amoxicillin diffuses readily into most body tissues and fluids, with the exception of the brain and spinal fluid. The results of experiments involving the administration of clavulanic acid to animals suggest that this compound, like amoxicillin, is well distributed in body tissues.

In a study of pediatric patients with acute bacterial sinusitis, 7 to 15 years of age, and weighing at least 40 kg, the pharmacokinetics of amoxicillin and clavulanate were assessed following administration of AUGMENTIN XR 2000 mg/125 mg (as two 1000 mg/62.5 mg tablets) every 12 hours with food (Table 2).

Table 2. Mean (SD) Pharmacokinetic Parameters for Amoxicillin and Clavulanate Following Oral Administration of Two AUGMENTIN XR Tablets (2,000 mg/125 mg) Every 12 Hours With Food to Pediatric Patients (7 to 15 Years of Age and Weighing \geq 40kg) With Acute Bacterial Sinusitis

Parameter (units)	Amoxicillin (n=24)	Clavulanate (n=23)
AUC _(0-τ) (mcg•hr/mL)	57.8 (15.6)	3.18 (1.37)
C _{max} (mcg/mL)	11.0 (3.34)	1.17 (0.67)
T _{max} (hours) ^a	2.0 (1.0 – 5.0)	2.0 (1.0 – 4.0)
T _{1/2} (hours)	3.32 (2.21) ^b	0.94 (0.13) ^c

^a Median (range).

^b n=18.

^c n=17.

Microbiology: Amoxicillin is a semisynthetic antibiotic with a broad spectrum of bactericidal activity against many gram-positive and gram-negative microorganisms. Amoxicillin is, however, susceptible to degradation by β -lactamases, and therefore, its spectrum of activity does not include organisms which produce these enzymes. Clavulanic acid is a β -lactam, structurally related to penicillin, which possesses the ability to inactivate a wide range of β -lactamase enzymes commonly found in microorganisms resistant to penicillins and cephalosporins. In particular, it has good activity against the clinically important plasmid-mediated β -lactamases frequently found responsible for transferred drug resistance.

NDA 050755/S-016, S-018

NDA 050785/S-009

Page 6

The clavulanic acid component of AUGMENTIN XR protects amoxicillin from degradation by β -lactamase enzymes and effectively extends the antibiotic spectrum of amoxicillin to include many bacteria normally resistant to amoxicillin and other β -lactam antibiotics.

Amoxicillin/clavulanic acid has been shown to be active against most isolates of the following microorganisms, both in vitro and in clinical infections as described in the INDICATIONS AND USAGE section.

Aerobic Gram-Positive Microorganisms:

Streptococcus pneumoniae (including isolates with penicillin MICs ≤ 2 mcg/mL)

Staphylococcus aureus (including β -lactamase-producing isolates)

NOTE: Staphylococci which are resistant to methicillin/oxacillin must be considered resistant to amoxicillin/clavulanic acid.

Aerobic Gram-Negative Microorganisms:

Haemophilus influenzae (including β -lactamase-producing isolates)

Moraxella catarrhalis (including β -lactamase-producing isolates)

Haemophilus parainfluenzae (including β -lactamase-producing isolates)

Klebsiella pneumoniae (all known isolates are β -lactamase-producing)

The following in vitro data are available, **but their clinical significance is unknown.**

At least 90% of the following microorganisms exhibit in vitro minimum inhibitory concentrations (MICs) less than or equal to the susceptible breakpoint for amoxicillin/clavulanic acid.^{1,2} However, the safety and efficacy of amoxicillin/clavulanic acid in treating infections due to these microorganisms have not been established in adequate and well-controlled trials.

Aerobic Gram-Positive Microorganisms:

Streptococcus pyogenes

Anaerobic Microorganisms:

Bacteroides fragilis (including β -lactamase-producing isolates)

Fusobacterium nucleatum (including β -lactamase-producing isolates)

Peptostreptococcus magnus

Peptostreptococcus micros

NOTE: *S. pyogenes*, *P. magnus*, and *P. micros* do not produce β -lactamase, and therefore, are susceptible to amoxicillin alone. Adequate and well-controlled clinical trials have established the effectiveness of amoxicillin alone in treating certain clinical infections due to *S. pyogenes*.

Susceptibility Test Methods: When available, the clinical microbiology laboratory should provide cumulative results of in vitro susceptibility test results for antimicrobial drugs used in local hospitals and practice areas to the physician as periodic reports that describe the susceptibility profile of nosocomial and community-acquired pathogens. These reports should aid the physician in selecting the most effective antimicrobial.

Dilution Technique: Quantitative methods are used to determine antimicrobial minimum inhibitory concentrations (MICs). These MICs provide estimates of the susceptibility of bacteria to antimicrobial compounds. The MICs should be determined using a standardized procedure.^{1,3} Standardized procedures are based on dilution methods (broth or agar; broth for *S. pneumoniae* and *H. influenzae*) or equivalent with standardized inoculum concentration and standardized concentrations of amoxicillin/clavulanate potassium powder.

The recommended dilution pattern utilizes a constant amoxicillin/clavulanate potassium ratio of 2 to 1 in all tubes with varying amounts of amoxicillin. MICs are expressed in terms of

NDA 050755/S-016, S-018

NDA 050785/S-009

Page 7

the amoxicillin concentration in the presence of clavulanic acid at a constant 2 parts amoxicillin to 1 part clavulanic acid. The MIC values should be interpreted according to criteria provided in Table 3.

Diffusion Technique: Quantitative methods that require measurement of zone diameters also provide reproducible estimates of the susceptibility of bacteria to antimicrobials. One such standardized technique requires the use of a standardized inoculum concentration.^{1,4} This procedure uses paper disks impregnated with 30 mcg amoxicillin/clavulanate potassium (20 mcg amoxicillin plus 10 mcg clavulanate potassium) to test susceptibility of microorganisms to amoxicillin/clavulanate potassium. Disk diffusion zone sizes should be interpreted according to criteria provided in Table 3.

Table 3. Susceptibility Test Result Interpretive Criteria for Amoxicillin/Clavulanate Potassium

Pathogen	Minimum Inhibitory Concentration (mcg/mL)			Disk Diffusion (Zone Diameter in mm)		
	S	I	R	S	I	R
<i>Haemophilus</i> spp.	≤ 4/2	Not applicable (NA)	≥ 8/4	≥ 20	NA	≤ 19
<i>Klebsiella pneumoniae</i>	≤ 8/4	16/8	≥ 32/16	≥ 18	14 to 17	≤ 13
<i>Staphylococcus</i> spp.	≤ 4/2	NA	≥ 8/4	≥ 20	NA	≤ 19
<i>Streptococcus pneumoniae</i> (non-meningitis isolates)	≤ 2/1	4/2	≥ 8/4	NA		

NOTE: Susceptibility of *S. pneumoniae* should be determined using a 1-mcg oxacillin disk. Isolates with oxacillin zone sizes of ≥ 20 mm are susceptible to amoxicillin/clavulanate acid. An amoxicillin/clavulanate acid MIC should be determined on isolates of *S. pneumoniae* with oxacillin zone sizes of ≤ 19 mm.

NOTE: β-lactamase–negative, ampicillin-resistant *H. influenzae* isolates must be considered resistant to amoxicillin/clavulanic acid.

A report of S (“Susceptible”) indicates that the antimicrobial is likely to inhibit growth of the pathogen if the antimicrobial compound in the blood reaches the concentration usually achievable. A report of I (“Intermediate”) indicates that the result should be considered equivocal, and, if the microorganism is not fully susceptible to alternative, clinically feasible antimicrobials, the test should be repeated. This category implies possible clinical applicability in body sites where the drug is physiologically concentrated or in situations where high doses of antimicrobial can be used. This category also provides a buffer zone that prevents small uncontrolled technical factors from causing major discrepancies in interpretation. A report of R (“Resistant”) indicates that the antimicrobial is not likely to inhibit growth of the pathogen if the antimicrobial compound in the blood reaches the concentration usually achievable; other therapy should be selected.

Standardized susceptibility test procedures require the use of quality control microorganisms to determine the performance of the test procedures.^{1,3,4} Standard amoxicillin/clavulanate potassium powder should provide the MIC ranges for the quality control organisms in Table 4. For the disk diffusion technique, the 30 mcg amoxicillin/clavulanate

NDA 050755/S-016, S-018

NDA 050785/S-009

Page 8

potassium disk should provide the zone diameter ranges for the quality control organisms in Table 4.

Table 4. Acceptable Quality Control Ranges for Amoxicillin/Clavulanate Potassium

Quality Control Organism	Minimum Inhibitory Concentration Range (mcg/mL)	Disk Diffusion (Zone Diameter Range in mm)
<i>Escherichia coli</i> ATCC ^{®a} 35218 ^b (<i>H. influenzae</i> quality control)	4/2 to 16/8	17 to 22
<i>Escherichia coli</i> ATCC 25922	2/1 to 8/4	18 to 24
<i>Haemophilus influenzae</i> ATCC 49247	2/1 to 16/8	15 to 23
<i>Staphylococcus aureus</i> ATCC 29213	0.12/0.06 to 0.5/0.25	Not applicable (NA)
<i>Staphylococcus aureus</i> ATCC 25923	NA	28 to 36
<i>Streptococcus pneumoniae</i> ATCC 49619	0.03/0.015 to 0.12/0.06	NA

^a ATCC is a trademark of the American Type Culture Collection.

^b When using *Haemophilus* Test Medium (HTM).

INDICATIONS AND USAGE

AUGMENTIN XR Extended Release Tablets are indicated for the treatment of patients with community-acquired pneumonia or acute bacterial sinusitis due to confirmed, or suspected β -lactamase-producing pathogens (i.e., *H. influenzae*, *M. catarrhalis*, *H. parainfluenzae*, *K. pneumoniae*, or methicillin-susceptible *S. aureus*) and *S. pneumoniae* with reduced susceptibility to penicillin (i.e., penicillin MICs = 2 mcg/mL). AUGMENTIN XR is not indicated for the treatment of infections due to *S. pneumoniae* with penicillin MICs \geq 4 mcg/mL. Data are limited with regard to infections due to *S. pneumoniae* with penicillin MICs \geq 4 mcg/mL (see CLINICAL STUDIES).

Of the common epidemiological risk factors for patients with resistant pneumococcal infections, only age > 65 years was studied. Patients with other common risk factors for resistant pneumococcal infections (e.g., alcoholism, immune-suppressive illness, and presence of multiple co-morbid conditions) were not studied.

In patients with community-acquired pneumonia in whom penicillin-resistant *S. pneumoniae* is suspected, bacteriological studies should be performed to determine the causative organisms and their susceptibility when AUGMENTIN XR is prescribed.

Acute bacterial sinusitis or community-acquired pneumonia due to a penicillin-susceptible strain of *S. pneumoniae* plus a β -lactamase-producing pathogen can be treated with another AUGMENTIN[®] (amoxicillin/clavulanate potassium) product containing lower daily doses of amoxicillin (i.e., 500 mg every 8 hours or 875 mg every 12 hours). Acute bacterial sinusitis or community-acquired pneumonia due to *S. pneumoniae* alone can be treated with amoxicillin.

To reduce the development of drug-resistant bacteria and maintain the effectiveness of AUGMENTIN XR and other antibacterial drugs, AUGMENTIN XR should be used only to treat or prevent infections that are proven or strongly suspected to be caused by susceptible bacteria. When culture and susceptibility information are available, they should be considered in selecting or modifying antibacterial therapy. In the absence of such data, local epidemiology and susceptibility patterns may contribute to the empiric selection of therapy.

NDA 050755/S-016, S-018

NDA 050785/S-009

Page 9

CONTRAINDICATIONS

AUGMENTIN XR is contraindicated in patients with a history of allergic reactions to any penicillin. It is also contraindicated in patients with a previous history of cholestatic jaundice/hepatic dysfunction associated with treatment with amoxicillin/clavulanate potassium.

AUGMENTIN XR is contraindicated in patients with severe renal impairment (creatinine clearance < 30 mL/min.) and in hemodialysis patients.

WARNINGS

SERIOUS AND OCCASIONALLY FATAL HYPERSENSITIVITY (ANAPHYLACTIC) REACTIONS HAVE BEEN REPORTED IN PATIENTS ON PENICILLIN THERAPY. THESE REACTIONS ARE MORE LIKELY TO OCCUR IN INDIVIDUALS WITH A HISTORY OF PENICILLIN HYPERSENSITIVITY AND/OR A HISTORY OF SENSITIVITY TO MULTIPLE ALLERGENS. THERE HAVE BEEN REPORTS OF INDIVIDUALS WITH A HISTORY OF PENICILLIN HYPERSENSITIVITY WHO HAVE EXPERIENCED SEVERE REACTIONS WHEN TREATED WITH CEPHALOSPORINS. BEFORE INITIATING THERAPY WITH AUGMENTIN XR, CAREFUL INQUIRY SHOULD BE MADE CONCERNING PREVIOUS HYPERSENSITIVITY REACTIONS TO PENICILLINS, CEPHALOSPORINS, OR OTHER ALLERGENS. IF AN ALLERGIC REACTION OCCURS, AUGMENTIN XR SHOULD BE DISCONTINUED AND THE APPROPRIATE THERAPY INSTITUTED. **SERIOUS ANAPHYLACTIC REACTIONS REQUIRE IMMEDIATE EMERGENCY TREATMENT WITH EPINEPHRINE. OXYGEN, INTRAVENOUS STEROIDS, AND AIRWAY MANAGEMENT, INCLUDING INTUBATION, SHOULD ALSO BE ADMINISTERED AS INDICATED.**

Clostridium difficile associated diarrhea (CDAD) has been reported with use of nearly all antibacterial agents, including AUGMENTIN XR, and may range in severity from mild diarrhea to fatal colitis. Treatment with antibacterial agents alters the normal flora of the colon leading to overgrowth of *C. difficile*.

C. difficile produces toxins A and B which contribute to the development of CDAD. Hypertoxin producing strains of *C. difficile* cause increased morbidity and mortality, as these infections can be refractory to antimicrobial therapy and may require colectomy. CDAD must be considered in all patients who present with diarrhea following antibiotic use. Careful medical history is necessary since CDAD has been reported to occur over two months after the administration of antibacterial agents.

If CDAD is suspected or confirmed, ongoing antibiotic use not directed against *C. difficile* may need to be discontinued. Appropriate fluid and electrolyte management, protein supplementation, antibiotic treatment of *C. difficile*, and surgical evaluation should be instituted as clinically indicated.

AUGMENTIN XR should be used with caution in patients with evidence of hepatic dysfunction. Hepatic toxicity associated with the use of amoxicillin/clavulanate potassium is usually reversible. On rare occasions, deaths have been reported (less than 1 death reported per estimated 4 million prescriptions worldwide). These have generally been cases associated with serious underlying diseases or concomitant medications (see CONTRAINDICATIONS and ADVERSE REACTIONS—Liver).

NDA 050755/S-016, S-018

NDA 050785/S-009

Page 10

PRECAUTIONS

General: While amoxicillin/clavulanate potassium possesses the characteristic low toxicity of the penicillin group of antibiotics, periodic assessment of organ system functions, including renal, hepatic, and hematopoietic function, is advisable if therapy is for longer than the drug is approved for administration.

A high percentage of patients with mononucleosis who receive ampicillin develop an erythematous skin rash. Thus, ampicillin-class antibiotics should not be administered to patients with mononucleosis.

The possibility of superinfections with mycotic or bacterial pathogens should be kept in mind during therapy. If superinfections occur (usually involving *Pseudomonas* spp. or *Candida* spp.), the drug should be discontinued and/or appropriate therapy instituted.

Prescribing AUGMENTIN XR in the absence of a proven or strongly suspected bacterial infection or a prophylactic indication is unlikely to provide benefit to the patient and increases the risk of the development of drug-resistant bacteria.

Information for Patients: AUGMENTIN XR should be taken every 12 hours with a meal or snack to reduce the possibility of gastrointestinal upset. If diarrhea develops and is severe or lasts more than 2 or 3 days, call your doctor.

Diarrhea is a common problem caused by antibiotics which usually ends when the antibiotic is discontinued. Sometimes after starting treatment with antibiotics, patients can develop watery and bloody stools (with or without stomach cramps and fever) even as late as 2 or more months after having taken the last dose of the antibiotic. If this occurs, patients should contact their physician as soon as possible.

Patients should be counseled that antibacterial drugs, including AUGMENTIN XR, should only be used to treat bacterial infections. They do not treat viral infections (e.g., the common cold). When AUGMENTIN XR is prescribed to treat a bacterial infection, patients should be told that although it is common to feel better early in the course of therapy, the medication should be taken exactly as directed. Skipping doses or not completing the full course of therapy may: (1) decrease the effectiveness of the immediate treatment, and (2) increase the likelihood that bacteria will develop resistance and will not be treatable by AUGMENTIN XR or other antibacterial drugs in the future. Discard any unused medicine.

Drug Interactions: Probenecid decreases the renal tubular secretion of amoxicillin.

Concurrent use with AUGMENTIN XR may result in increased and prolonged blood levels of amoxicillin. Coadministration of probenecid cannot be recommended.

Abnormal prolongation of prothrombin time (increased international normalized ratio [INR]) has been reported rarely in patients receiving amoxicillin and oral anticoagulants. Appropriate monitoring should be undertaken when anticoagulants are prescribed concurrently. Adjustments in the dose of oral anticoagulants may be necessary to maintain the desired level of anticoagulation.

The concurrent administration of allopurinol and ampicillin increases substantially the incidence of rashes in patients receiving both drugs as compared to patients receiving ampicillin alone. It is not known whether this potentiation of ampicillin rashes is due to allopurinol or the hyperuricemia present in these patients. In controlled clinical trials of AUGMENTIN XR, 25 patients received concomitant allopurinol and AUGMENTIN XR. No rashes were reported in these patients. However, this sample size is too small to allow for any conclusions to be drawn regarding the risk of rashes with concomitant AUGMENTIN XR and allopurinol use.

NDA 050755/S-016, S-018

NDA 050785/S-009

Page 11

In common with other broad-spectrum antibiotics, AUGMENTIN XR may reduce the efficacy of oral contraceptives.

Drug/Laboratory Test Interactions: Oral administration of AUGMENTIN XR will result in high urine concentrations of amoxicillin. High urine concentrations of ampicillin may result in false-positive reactions when testing for the presence of glucose in urine using CLINITEST[®], Benedict's Solution, or Fehling's Solution. Since this effect may also occur with amoxicillin and therefore AUGMENTIN XR, it is recommended that glucose tests based on enzymatic glucose oxidase reactions (such as CLINISTIX[®]) be used.

Following administration of ampicillin to pregnant women, a transient decrease in plasma concentration of total conjugated estriol, estriol-glucuronide, conjugated estrone, and estradiol has been noted. This effect may also occur with amoxicillin, and therefore, AUGMENTIN XR.

Carcinogenesis, Mutagenesis, Impairment of Fertility: Long-term studies in animals have not been performed to evaluate carcinogenic potential. The mutagenic potential of AUGMENTIN was investigated in vitro with an Ames test, a human lymphocyte cytogenetic assay, a yeast test, and a mouse lymphoma forward mutation assay, and in vivo with mouse micronucleus tests and a dominant lethal test. All were negative apart from the in vitro mouse lymphoma assay, where weak activity was found at very high, cytotoxic concentrations. AUGMENTIN at oral doses of up to 1,200 mg/kg/day (1.9 times the maximum human dose of amoxicillin and 15 times the maximum human dose of clavulanate based on body surface area) was found to have no effect on fertility and reproductive performance in rats dosed with a 2:1 ratio formulation of amoxicillin:clavulanate.

Pregnancy: Teratogenic Effects: Pregnancy Category B. Reproduction studies performed in pregnant rats and mice given AUGMENTIN at oral doses up to 1,200 mg/kg/day revealed no evidence of harm to the fetus due to AUGMENTIN. In terms of body surface area, the doses in rats were 1.6 times the maximum human oral dose of amoxicillin and 13 times the maximum human dose for clavulanate. For mice, these doses were 0.9 and 7.4 times the maximum human oral dose of amoxicillin and clavulanate, respectively. There are, however, no adequate and well-controlled studies in pregnant women. Because animal reproduction studies are not always predictive of human response, this drug should be used during pregnancy only if clearly needed.

Labor and Delivery: Oral ampicillin-class antibiotics are generally poorly absorbed during labor. Studies in guinea pigs have shown that intravenous administration of ampicillin decreased the uterine tone, frequency of contractions, height of contractions, and duration of contractions. However, it is not known whether the use of AUGMENTIN XR in humans during labor or delivery has immediate or delayed adverse effects on the fetus, prolongs the duration of labor, or increases the likelihood that forceps delivery or other obstetrical intervention or resuscitation of the newborn will be necessary. In a single study in women with premature rupture of fetal membranes, it was reported that prophylactic treatment with AUGMENTIN may be associated with an increased risk of necrotizing enterocolitis in neonates.

Nursing Mothers: Ampicillin-class antibiotics are excreted in the milk; therefore, caution should be exercised when AUGMENTIN XR is administered to a nursing woman.

Pediatric Use: The safety and effectiveness of AUGMENTIN XR have been established for pediatric patients weighing ≥ 40 kg who are able to swallow tablets. Use of AUGMENTIN XR in these pediatric patients is supported by evidence from adequate and well-controlled trials of adults with acute bacterial sinusitis and community-acquired pneumonia with additional data from a pediatric pharmacokinetic study.

A pharmacokinetic study in pediatric patients (7 to 15 years of age and weighing ≥ 40 kg) was conducted (see CLINICAL PHARMACOLOGY)

NDA 050755/S-016, S-018

NDA 050785/S-009

Page 12

The adverse event profile in 44 pediatric patients who received at least one dose of AUGMENTIN XR was consistent with the established adverse event profile for the product in adults.

Geriatric Use: Of the total number of subjects in clinical studies of AUGMENTIN XR, 18.4% were 65 years or older and 7.2% were 75 years or older. No overall differences in safety and effectiveness were observed between these subjects and younger subjects, and other clinical experience has not reported differences in responses between the elderly and younger patients, but a greater sensitivity of some older individuals cannot be ruled out.

This drug is known to be substantially excreted by the kidney, and the risk of dose-dependent toxic reactions to this drug may be greater in patients with impaired renal function. Because elderly patients are more likely to have decreased renal function, it may be useful to monitor renal function.

Each tablet of AUGMENTIN XR contains 29.3 mg (1.27 mEq) of sodium.

ADVERSE REACTIONS

In clinical trials, 5,643 patients have been treated with AUGMENTIN XR. The majority of side effects observed in clinical trials were of a mild and transient nature; 2% of patients discontinued therapy because of drug-related side effects. The most frequently reported adverse effects which were suspected or probably drug-related were diarrhea (14.5%), vaginal mycosis (3.3%), nausea (2.1%), and loose stools (1.6%). AUGMENTIN XR had a higher rate of diarrhea which required corrective therapy (3.8% versus 2.6% for AUGMENTIN XR and all comparators, respectively).

The following adverse reactions have been reported for ampicillin-class antibiotics:

Gastrointestinal: Diarrhea, nausea, vomiting, indigestion, gastritis, stomatitis, glossitis, black “hairy” tongue, mucocutaneous candidiasis, enterocolitis, and hemorrhagic/pseudomembranous colitis. Onset of pseudomembranous colitis symptoms may occur during or after antibiotic treatment (see WARNINGS).

Hypersensitivity Reactions: Skin rashes, pruritus, urticaria, angioedema, serum sickness-like reactions (urticaria or skin rash accompanied by arthritis, arthralgia, myalgia, and frequently fever), erythema multiforme (rarely Stevens-Johnson syndrome), acute generalized exanthematous pustulosis, hypersensitivity vasculitis, and an occasional case of exfoliative dermatitis (including toxic epidermal necrolysis) have been reported. Whenever such reactions occur, the drug should be discontinued, unless the opinion of the physician dictates otherwise. Serious and occasional fatal hypersensitivity (anaphylactic) reactions can occur with oral penicillin (see WARNINGS).

Liver: A moderate rise in AST (SGOT) and/or ALT (SGPT) has been noted in patients treated with ampicillin-class antibiotics, but the significance of these findings is unknown. Hepatic dysfunction, including hepatitis and cholestatic jaundice, (see CONTRAINDICATIONS), increases in serum transaminases (AST and/or ALT), serum bilirubin, and/or alkaline phosphatase, has been infrequently reported with AUGMENTIN or AUGMENTIN XR. It has been reported more commonly in the elderly, in males, or in patients on prolonged treatment. The histologic findings on liver biopsy have consisted of predominantly cholestatic, hepatocellular, or mixed cholestatic-hepatocellular changes. The onset of signs/symptoms of hepatic dysfunction may occur during or several weeks after therapy has been discontinued. The hepatic dysfunction, which may be severe, is usually reversible. On rare occasions, deaths have been reported (less than 1 death reported per estimated 4 million prescriptions worldwide). These

NDA 050755/S-016, S-018

NDA 050785/S-009

Page 13

have generally been cases associated with serious underlying diseases or concomitant medications.

Renal: Interstitial nephritis and hematuria have been reported rarely. Crystalluria has also been reported (see OVERDOSAGE).

Hemic and Lymphatic Systems: Anemia, including hemolytic anemia, thrombocytopenia, thrombocytopenic purpura, eosinophilia, leukopenia, and agranulocytosis have been reported during therapy with penicillins. These reactions are usually reversible on discontinuation of therapy and are believed to be hypersensitivity phenomena. There have been reports of increased prothrombin time in patients receiving AUGMENTIN and anticoagulant therapy concomitantly.

Central Nervous System: Agitation, anxiety, behavioral changes, confusion, convulsions, dizziness, headache, insomnia, and reversible hyperactivity have been reported rarely.

Miscellaneous: Tooth discoloration (brown, yellow, or gray staining) has been rarely reported. Most reports occurred in pediatric patients. Discoloration was reduced or eliminated with brushing or dental cleaning in most cases.

OVERDOSAGE

Following overdose, patients have experienced primarily gastrointestinal symptoms including stomach and abdominal pain, vomiting, and diarrhea. Rash, hyperactivity, or drowsiness have also been observed in a small number of patients.

In the case of overdose, discontinue AUGMENTIN XR, treat symptomatically, and institute supportive measures as required. If the overdose is very recent and there is no contraindication, an attempt at emesis or other means of removal of drug from the stomach may be performed. A prospective study of 51 pediatric patients at a poison control center suggested that overdoses of less than 250 mg/kg of amoxicillin are not associated with significant clinical symptoms and do not require gastric emptying.⁵

Interstitial nephritis resulting in oliguric renal failure has been reported in a small number of patients after overdose with amoxicillin.

Crystalluria, in some cases leading to renal failure, has also been reported after amoxicillin overdose in adult and pediatric patients. In case of overdose, adequate fluid intake and diuresis should be maintained to reduce the risk of amoxicillin crystalluria.

Renal impairment appears to be reversible with cessation of drug administration. High blood levels may occur more readily in patients with impaired renal function because of decreased renal clearance of both amoxicillin and clavulanate. Both amoxicillin and clavulanate are removed from the circulation by hemodialysis (see DOSAGE AND ADMINISTRATION).

DOSAGE AND ADMINISTRATION

AUGMENTIN XR should be taken at the start of a meal to enhance the absorption of amoxicillin and to minimize the potential for gastrointestinal intolerance. Absorption of the amoxicillin component is decreased when AUGMENTIN XR is taken on an empty stomach (see CLINICAL PHARMACOLOGY).

The recommended dose of AUGMENTIN XR is 4,000 mg/250 mg daily according to the following table:

Indication	Dose	Duration
Acute bacterial sinusitis	2 tablets q12h	10 days
Community-acquired pneumonia	2 tablets q12h	7-10 days

NDA 050755/S-016, S-018

NDA 050785/S-009

Page 14

Tablets of AUGMENTIN (250 mg or 500 mg) CANNOT be used to provide the same dosages as AUGMENTIN XR Extended Release Tablets. This is because AUGMENTIN XR contains 62.5 mg of clavulanic acid, while the AUGMENTIN 250-mg and 500-mg tablets each contain 125 mg of clavulanic acid. In addition, the Extended Release Tablet provides an extended time course of plasma amoxicillin concentrations compared to immediate-release Tablets. Thus, two AUGMENTIN 500-mg tablets are not equivalent to one AUGMENTIN XR tablet.

Scored AUGMENTIN XR Extended Release Tablets are available for greater convenience for adult patients who have difficulty swallowing. The scored tablet is not intended to reduce the dosage of medication taken; as stated in the table above, the recommended dose of AUGMENTIN XR is two tablets twice a day (every 12 hours).

Renally Impaired Patients: The pharmacokinetics of AUGMENTIN XR have not been studied in patients with renal impairment. AUGMENTIN XR is contraindicated in patients with a creatinine clearance of < 30 mL/min. and in hemodialysis patients (see CONTRAINDICATIONS).

Hepatically Impaired Patients: Hepatically impaired patients should be dosed with caution and hepatic function monitored at regular intervals (see WARNINGS).

Pediatric Use: Pediatric patients who weigh 40 kg or more and can swallow tablets should receive the adult dose.

Geriatric Use: No dosage adjustment is required for the elderly (see PRECAUTIONS, Geriatric Use).

HOW SUPPLIED

AUGMENTIN XR Extended Release Tablets: Each white, oval film-coated bilayer scored tablet, debossed with AUGMENTIN XR, contains amoxicillin trihydrate and amoxicillin sodium equivalent to a total of 1,000 mg of amoxicillin and clavulanate potassium equivalent to 62.5 mg of clavulanic acid.

NDC 43598-020-28 Bottles of 28 (7 day XR pack)

NDC 43598-020-40 Bottles of 40 (10 day XR pack)

STORAGE

Store tablets at or below 25°C (77°F). Dispense in original container.

CLINICAL STUDIES

Acute Bacterial Sinusitis: Adults with a diagnosis of acute bacterial sinusitis (ABS) were evaluated in 3 clinical studies. In one study, 363 patients were randomized to receive either AUGMENTIN XR 2,000 mg/125 mg orally every 12 hours or levofloxacin 500 mg orally daily for 10 days in a double-blind, multicenter, prospective trial. These patients were clinically and radiologically evaluated at the test of cure (day 17-28) visit. The combined clinical and radiological responses were 83.7% for AUGMENTIN XR and 84.3% for levofloxacin at the test of cure visit in clinically evaluable patients (95% CI for the treatment difference = -9.4, 8.3). The clinical response rates at the test of cure were 87.0% and 88.6%, respectively.

The other 2 trials were non-comparative, multicenter studies designed to assess the bacteriological and clinical efficacy of AUGMENTIN XR (2,000 mg/125 mg orally every 12 hours for 10 days) in the treatment of 2288 patients with ABS. Evaluation timepoints were the same as in the prior study. Patients underwent maxillary sinus puncture for culture prior to

NDA 050755/S-016, S-018

NDA 050785/S-009

Page 15

receiving study medication. At test of cure, the clinical success rates were 87.5% and 86.6% (intention-to-treat) and 92.5% and 92.1% (per protocol populations).

Patients with acute bacterial sinusitis due to *S. pneumoniae* with reduced susceptibility to penicillin were accrued through enrollment in these 2 open-label non-comparative clinical trials. Microbiologic eradication rates for key pathogens in these studies are shown in the following table:

Clinical Outcome for ABS						
Penicillin MICs of <i>S. pneumoniae</i> Isolates	Intent-To-Treat			Clinically Evaluable		
	n/N ^a	%	95% CI ^b	n/N ^a	%	95% CI ^b
All <i>S. pneumoniae</i>	344/370	93.0	—	318/326	97.5	—
MIC ≥ 2.0 mcg/mL ^c	35/36	97.2	85.5, 99.9	30/31	95.8	83.3, 99.9
MIC = 2.0 mcg/mL	23/24	95.8	78.9, 99.9	19/20	95.0	75.1, 99.9
MIC ≥ 4.0 mcg/mL ^d	12/12	100	73.5, 100	11/11	100	71.5, 100
<i>H. influenzae</i>	265/305	86.9	—	242/259	93.4	—
<i>M. catarrhalis</i>	94/105	89.5	—	86/90	95.6	—

^a n/N = patients with pathogen eradicated or presumed eradicated/total number of patients.

^b Confidence limits calculated using exact probabilities.

^c *S. pneumoniae* strains with penicillin MICs of ≥ 2 mcg/mL are considered resistant to penicillin.

^d Includes one patient each with *S. pneumoniae* penicillin MICs of 8 and 16 mcg/mL.

Community-Acquired Pneumonia: Four randomized, controlled, double-blind clinical studies and one non-comparative study were conducted in adults with community-acquired pneumonia (CAP). In comparative studies, 904 patients received AUGMENTIN XR at a dose of 2,000 mg/125 mg orally every 12 hours for 7 or 10 days. In the non-comparative study to assess both clinical and bacteriological efficacy, 1,122 patients received AUGMENTIN XR 2,000 mg/125 mg orally every 12 hours for 7 days. In the 4 comparative studies, the combined clinical success rate at test of cure ranged from 86.3% to 94.7% in clinically evaluable patients who received AUGMENTIN XR; in the non-comparative study, the clinical success rate was 85.6%.

Data on the efficacy of AUGMENTIN XR in the treatment of community-acquired pneumonia due to *S. pneumoniae* with reduced susceptibility to penicillin were accrued from the 4 controlled clinical studies and the 1 non-comparative study. The majority of these cases were accrued from the non-comparative study.

NDA 050755/S-016, S-018

NDA 050785/S-009

Page 16

Clinical Outcome for CAP due to <i>S. pneumoniae</i>						
Penicillin MICs of <i>S. pneumoniae</i> Isolates	Intent-To-Treat			Clinically Evaluable		
	n/N ^a	%	95% CI ^b	n/N ^a	%	95% CI ^b
All <i>S. pneumoniae</i>	318/367	86.6	—	275/297	92.6	—
MIC ≥ 2.0 mcg/mL ^c	30/35	85.7	69.7, 95.2	24/25	96.0	79.6, 99.9
MIC = 2.0 mcg/mL	22/24	91.7	73.0, 99.0	18/18	100	81.5, 100
MIC ≥ 4.0 mcg/mL ^d	8/11	72.7	39.0, 94.0	6/7	85.7	42.1, 99.6

^a n/N = patients with pathogen eradicated or presumed eradicated/total number of patients.

^b Confidence limits calculated using exact probabilities.

^c *S. pneumoniae* strains with penicillin MICs of ≥ 2 mcg/mL are considered resistant to penicillin.

^d Includes one patient each with *S. pneumoniae* penicillin MICs of 8 and 16 mcg/mL in the Intent-To-Treat group only.

Safety: In 2 randomized, double-blind, multicenter studies, AUGMENTIN XR (2,000 mg/125 mg orally every 12 hours, n = 577) was compared to AUGMENTIN (875 mg/125 mg orally every 12 hours, n = 570), administered for 7 days for the treatment of community-acquired pneumonia. Adverse events, regardless of relationship to test drug, were reported by 44.4% of patients who received AUGMENTIN XR (versus 46.3% in comparator group). Treatment-related adverse events were reported in 21.7% of patients who received AUGMENTIN XR (versus 21.2% in comparator group); most were mild and transient in nature. Adverse events which led to withdrawal were reported by 2.8% of patients who received AUGMENTIN XR (versus 5.3% in comparator group). In each group, the most frequently reported adverse events were diarrhea (14.4% versus 13.0%, p = 0.47), nausea (3.5 % versus 4.4%), and headache (3.5% versus 3.2%). Only 2 patients (0.3%) who received AUGMENTIN XR and 3 patients (0.5%) in the comparator group withdrew due to diarrhea. Serious adverse events considered suspected or probably related to test drug were reported in 0.3% of patients (versus 0.5% in comparator).

REFERENCES

Clinical and Laboratory Standards Institute (CLSI). Performance Standards for Antimicrobial Susceptibility Testing – 21st Informational Supplement. CSLI Document M100-S21. CLSI, 940 West Valley Rd., Suite 1400, Wayne, PA 19087, 2011.

1. Clinical and Laboratory Standards Institute (CLSI). Methods for Antimicrobial Susceptibility Testing of Anaerobic Bacteria – Approved Standard 7th ed. CSLI Document M11-A7. CLSI, 940 West Valley Rd., Suite 1400, Wayne, PA 19087, 2007.
2. Clinical and Laboratory Standards Institute (CLSI). Methods for Dilution Antimicrobial Susceptibility Tests for Bacteria That Grow Aerobically; Approved Standard – 8th ed. CLSI Document M07-A8. CLSI, 940 West Valley Rd., Suite 1400, Wayne, PA 19087, 2009.

NDA 050755/S-016, S-018

NDA 050785/S-009

Page 17

3. Clinical and Laboratory Standards Institute (CLSI). Performance Standards for Antimicrobial Disk Susceptibility Test; Approved Standard – 10th ed. CLSI Document M02-A10. CLSI, 940 West Valley Rd., Suite 1400, Wayne, PA 19087, 2009.
4. Swanson-Biearman B, Dean BS, Lopez G, Krenzelok EP. The effects of penicillin and cephalosporin ingestions in children less than six years of age. *Vet Hum Toxicol* 1988;30:66-67.

AUGMENTIN XR and AUGMENTIN are registered trademarks of GlaxoSmithKline and is licensed to Dr. Reddy's Laboratories Inc.

MAALOX is a registered trademark of Novartis Consumer Health, Inc.

Manufactured by:

Dr. Reddy's Laboratories Inc.

Bridgewater, NJ 08807