

HIGHLIGHTS OF PRESCRIBING INFORMATION

These highlights do not include all the information needed to use QSYMIA™ safely and effectively. See full prescribing information for QSYMIA.

QSYMIA (phentermine and topiramate extended-release) capsules, for oral use, CIV
Initial U.S. Approval: 2012

INDICATIONS AND USAGE

Qsymia is a combination of phentermine, a sympathomimetic amine anorectic, and topiramate extended-release, an antiepileptic drug, indicated as an adjunct to a reduced-calorie diet and increased physical activity for chronic weight management in adults with an initial body mass index (BMI) of:

- 30 kg/m² or greater (obese) (1) or
- 27 kg/m² or greater (overweight) in the presence of at least one weight-related comorbidity such as hypertension, type 2 diabetes mellitus, or dyslipidemia (1)

Limitations of Use:

- The effect of Qsymia on cardiovascular morbidity and mortality has not been established (1).
- The safety and effectiveness of Qsymia in combination with other products intended for weight loss, including prescription and over-the-counter drugs, and herbal preparations, have not been established (1).

DOSAGE AND ADMINISTRATION

- Take once daily in morning. Avoid evening dose to prevent insomnia (2.1).
- Recommended dose: Qsymia 3.75 mg/23 mg (phentermine 3.75 mg/topiramate 23 mg extended-release) daily for 14 days; then increase to 7.5 mg/46 mg daily (2.1).
- Discontinue or escalate dose (as described) if 3% weight loss is not achieved after 12 weeks on 7.5 mg/46 mg dose (2.1).
- Discontinue Qsymia if 5% weight loss is not achieved after 12 weeks on maximum daily dose of 15 mg/92 mg (2.1).
- Discontinue 15 mg/92 mg dose gradually (as described) to prevent possible seizure (2.1).
- Do not exceed 7.5 mg/46mg dose for patients with moderate or severe renal impairment or patients with moderate hepatic impairment (2.2, 2.3).

DOSAGE FORMS AND STRENGTHS

Capsules: (phentermine mg/topiramate mg extended-release)

- 3.75 mg/23 mg (3)
- 7.5 mg/46 mg (3)
- 11.25 mg/69 mg (3)
- 15 mg/92 mg (3)

CONTRAINDICATIONS

- Pregnancy (4)
- Glaucoma (4)
- Hyperthyroidism (4)
- During or within 14 days of taking monoamine oxidase inhibitors (4)

- Known hypersensitivity or idiosyncrasy to sympathomimetic amines (4)

WARNINGS AND PRECAUTIONS

- Fetal Toxicity: Females of reproductive potential: Obtain negative pregnancy test before treatment and monthly thereafter; use effective contraception. Qsymia is available through a limited program under a Risk Evaluation and Mitigation Strategy (REMS) (5.1).
- Increase in Heart Rate: Monitor heart rate in all patients, especially those with cardiac or cerebrovascular disease (5.2).
- Suicidal Behavior and Ideation: Monitor for depression or suicidal thoughts. Discontinue Qsymia if symptoms develop (5.3).
- Acute Myopia and Secondary Angle Closure Glaucoma: Discontinue Qsymia (5.4).
- Mood and Sleep Disorders: Consider dose reduction or withdrawal for clinically significant or persistent symptoms (5.5).
- Cognitive Impairment: May cause disturbances in attention or memory. Caution patients about operating automobiles or hazardous machinery when starting treatment (5.6).
- Metabolic Acidosis: Measure electrolytes before/during treatment (5.7).
- Elevated Creatinine: Measure creatinine before/during treatment (5.8).
- Use of Antidiabetic Medications: Weight loss may cause hypoglycemia. Measure serum glucose before/during treatment (5.9).

ADVERSE REACTIONS

Most common adverse reactions (incidence greater than or equal to 5%) are: paraesthesia, dizziness, dysgeusia, insomnia, constipation, and dry mouth (6.1).

To report SUSPECTED ADVERSE REACTIONS, contact VIVUS Inc., at 1-888-998-4887 or FDA at 1-800-FDA-1088 or www.fda.gov/medwatch.

DRUG INTERACTIONS

- Oral contraceptives: Altered exposure may cause irregular bleeding but not increased risk of pregnancy. Advise patients not to discontinue oral contraceptives if spotting occurs (7.2).
- CNS depressants including alcohol: Potentiate CNS depressant effects. Avoid concomitant use of alcohol (7.3)
- Non-potassium sparing diuretics: May potentiate hypokalemia. Measure potassium before/during treatment (7.4)

USE IN SPECIFIC POPULATIONS

- Nursing Mothers: Discontinue drug or nursing (8.3).
- Pediatric Use: Safety and effectiveness not established and use not recommended (8.4).

See 17 for **PATIENT COUNSELING INFORMATION** and **Medication Guide**

Revised: 07/2012

FULL PRESCRIBING INFORMATION: CONTENTS*

1 INDICATIONS AND USAGE

2 DOSAGE AND ADMINISTRATION

- 2.1 General Dosing and Administration
- 2.2 Dosing in Patients with Renal Impairment
- 2.3 Dosing in Patients with Hepatic Impairment

3 DOSAGE FORM AND STRENGTHS

4 CONTRAINDICATIONS

5 WARNINGS AND PRECAUTIONS

- 5.1 Fetal Toxicity
- 5.2 Increase in Heart Rate
- 5.3 Suicidal Behavior and Ideation
- 5.4 Acute Myopia and Secondary Angle Closure Glaucoma
- 5.5 Mood and Sleep Disorders
- 5.6 Cognitive Impairment
- 5.7 Metabolic Acidosis
- 5.8 Elevation in Creatinine
- 5.9 Potential Risk of Hypoglycemia in Patients with Type 2 Diabetes Mellitus on Anti-Diabetic Therapy
- 5.10 Potential Risk of Hypotension in Patients Treated with Antihypertensive Medications
- 5.11 CNS Depression with Concomitant CNS Depressants Including Alcohol
- 5.12 Potential Seizures with Abrupt Withdrawal of Qsymia
- 5.13 Patients with Renal Impairment
- 5.14 Patients with Hepatic Impairment
- 5.15 Kidney Stones
- 5.16 Oligohidrosis and Hyperthermia
- 5.17 Hypokalemia
- 5.18 Monitoring: Laboratory Tests

6 ADVERSE REACTIONS

- 6.1 Clinical Trials Experience
- 6.2 Postmarketing Experience

7 DRUG INTERACTIONS

- 7.1 Monoamine Oxidase Inhibitors
- 7.2 Oral Contraceptives
- 7.3 CNS Depressants Including Alcohol
- 7.4 Non-Potassium Sparing Diuretics
- 7.5 Antiepileptic Drugs
- 7.6 Carbonic Anhydrase Inhibitors

8 USE IN SPECIFIC POPULATIONS

- 8.1 Pregnancy
- 8.2 Labor and Delivery
- 8.3 Nursing Mothers
- 8.4 Pediatric Use
- 8.5 Geriatric Use
- 8.6 Females of Reproductive Potential
- 8.7 Renal Impairment
- 8.8 Hepatic Impairment

9 DRUG ABUSE AND DEPENDENCE

- 9.1 Controlled Substance
- 9.2 Abuse
- 9.3 Dependence

10 OVERDOSAGE

11 DESCRIPTION

12 CLINICAL PHARMACOLOGY

- 12.1 Mechanism of Action
- 12.2 Pharmacodynamics
- 12.3 Pharmacokinetics

13 NONCLINICAL TOXICOLOGY

- 13.1 Carcinogenesis, Mutagenesis, Impairment of Fertility
- 13.3 Reproductive and Developmental Toxicology

14 CLINICAL STUDIES

16 HOW SUPPLIED/STORAGE AND HANDLING

17 PATIENT COUNSELING INFORMATION

* Sections or subsections omitted from the full prescribing information are not listed

FULL PRESCRIBING INFORMATION

1 INDICATIONS AND USAGE

Qsymia is indicated as an adjunct to a reduced-calorie diet and increased physical activity for chronic weight management in adult patients with an initial body mass index (BMI) of

- 30 kg/m² or greater (obese), or
- 27 kg/m² or greater (overweight) in the presence of at least one weight related comorbidity such as hypertension, type 2 diabetes mellitus, or dyslipidemia

Limitations of Use

- The effect of Qsymia on cardiovascular morbidity and mortality has not been established.
- The safety and effectiveness of Qsymia in combination with other products intended for weight loss, including prescription and over-the-counter drugs and herbal preparations have not been established.

2 DOSAGE AND ADMINISTRATION

2.1 General Dosing and Administration

Determine the patient's BMI. BMI is calculated by dividing weight in (kilograms) by height (in meters) squared. A BMI conversion chart (Table 1) based on height [inches (in) or centimeters (cm)] and weight [pounds (lb) or kilograms (kg)] is provided below.

Table 1. BMI Conversion Chart

Weight	(lb)	125	130	135	140	145	150	155	160	165	170	175	180	185	190	195	200	205	210	215	220	225
	(kg)	56.8	59.1	61.4	63.6	65.9	68.2	70.5	72.7	75.0	77.3	79.5	81.8	84.1	86.4	88.6	90.9	93.2	95.5	97.7	100.0	102.3
Height																						
(in)	(cm)																					
58	147.3	26	27	28	29	30	31	32	34	35	36	37	38	39	40	41	42	43	44	45	46	47
59	149.9	25	26	27	28	29	30	31	32	33	34	35	36	37	38	39	40	41	43	44	45	46
60	152.4	24	25	26	27	28	29	30	31	32	33	34	35	36	37	38	39	40	41	42	43	44
61	154.9	24	25	26	27	27	28	29	30	31	32	33	34	35	36	37	38	39	40	41	42	43
62	157.5	23	24	25	26	27	27	28	29	30	31	32	33	34	35	36	37	38	38	39	40	41
63	160.0	22	23	24	25	26	27	28	28	29	30	31	32	33	34	35	36	36	37	38	39	40
64	162.6	22	22	23	24	25	26	27	28	28	29	30	31	32	33	34	34	35	36	37	38	39
65	165.1	21	22	23	23	24	25	26	27	28	28	29	30	31	32	33	33	34	35	36	37	38
66	167.6	20	21	22	23	23	24	25	26	27	27	28	29	30	31	32	32	33	34	35	36	36
67	170.2	20	20	21	22	23	24	24	25	26	27	27	28	29	30	31	31	32	33	34	35	35
68	172.7	19	20	21	21	22	23	24	24	25	26	27	27	28	29	30	30	31	32	33	34	34
69	175.3	18	19	20	21	21	22	23	24	24	25	26	27	27	28	29	30	30	31	32	33	33
70	177.8	18	19	19	20	21	22	22	23	24	24	25	26	27	27	28	29	29	30	31	32	32
71	180.3	17	18	19	20	20	21	22	22	23	24	24	25	26	27	27	28	29	29	30	31	31
72	182.9	17	18	18	19	20	20	21	22	22	23	24	24	25	26	27	27	28	29	29	30	31
73	185.4	17	17	18	19	19	20	20	21	22	22	23	24	24	25	26	26	27	28	28	29	30
74	188.0	16	17	17	18	19	19	20	21	21	22	23	23	24	24	25	26	26	27	28	28	29
75	190.5	16	16	17	18	18	19	19	20	21	21	22	23	23	24	24	25	26	26	27	28	28
76	193.0	15	16	16	17	18	18	19	20	20	21	21	22	23	23	24	24	25	26	26	27	27

In adults with an initial BMI of 30 kg/m² or greater or 27 kg/m² or greater when accompanied by weight-related co-morbidities such as hypertension, type 2 diabetes mellitus, or dyslipidemia prescribe Qsymia as follows:

- Take Qsymia once daily in the morning with or without food. Avoid dosing with Qsymia in the evening due to the possibility of insomnia.
- Start treatment with Qsymia 3.75 mg/23 mg (phentermine 3.75 mg/topiramate 23 mg extended-release) daily for 14 days; after 14 days increase to the recommended dose of Qsymia 7.5 mg/46 mg (phentermine 7.5 mg/topiramate 46 mg extended-release) once daily.
- Evaluate weight loss after 12 weeks of treatment with Qsymia 7.5 mg/46 mg.

If a patient has not lost at least 3% of baseline body weight on Qsymia 7.5 mg/46 mg, discontinue Qsymia or escalate the dose, as it is unlikely that the patient will achieve and sustain clinically meaningful weight loss at the Qsymia 7.5 mg/46 mg dose.

To escalate the dose: Increase to Qsymia 11.25 mg/69 mg (phentermine 11.25 mg/topiramate 69 mg extended-release) daily for 14 days; followed by dosing Qsymia 15 mg/92 mg (phentermine 15 mg/topiramate 92 mg extended-release) daily.

- Evaluate weight loss following dose escalation to Qsymia 15 mg/92 mg after an additional 12 weeks of treatment.

If a patient has not lost at least 5% of baseline body weight on Qsymia 15 mg/92 mg, discontinue Qsymia as directed, as it is unlikely that the patient will achieve and sustain clinically meaningful weight loss with continued treatment.

- Qsymia 3.75 mg/23 mg and Qsymia 11.25 mg/69 mg are for titration purposes only.

Discontinuing Qsymia

- Discontinue Qsymia 15 mg/92 mg gradually by taking a dose every other day for at least 1 week prior to stopping treatment altogether, due to the possibility of precipitating a seizure [*see Warnings and Precautions (5.12)*].

2.2 Dosing in Patients with Renal Impairment

In patients with moderate (creatinine clearance [CrCl] greater than or equal to 30 and less than 50 mL/min) or severe (CrCl less than 30 mL/min) renal impairment dosing should not exceed Qsymia 7.5 mg/46 mg once daily. Renal impairment is determined by calculating CrCl using the Cockcroft-Gault equation with actual body weight [*see Warnings and Precautions (5.13) and Clinical Pharmacology (12.3)*].

2.3 Dosing in Patients with Hepatic Impairment

In patients with moderate hepatic impairment (Child-Pugh score 7 - 9), dosing should not exceed Qsymia 7.5 mg/46 mg once daily [*see Warnings and Precautions (5.14) and Clinical Pharmacology (12.3)*].

3 DOSAGE FORMS AND STRENGTHS

Qsymia capsules are formulated in the following four strength combinations (phentermine mg/topiramate mg extended-release):

- 3.75 mg/23 mg [Purple cap imprinted with VIVUS, Purple body imprinted with 3.75/23]
- 7.5 mg/46 mg [Purple cap imprinted with VIVUS, Yellow body imprinted with 7.5/46]
- 11.25 mg/69 mg [Yellow cap imprinted with VIVUS, Yellow body imprinted with 11.25/69]

- 15 mg/92 mg [Yellow cap imprinted with VIVUS, White body imprinted with 15/92]

4 CONTRAINDICATIONS

Qsymia is contraindicated in the following conditions:

- Pregnancy [*see Warnings and Precautions (5.1) and Use in Specific Populations (8.1)*]
- Glaucoma [*see Warnings and Precautions (5.4)*]
- Hyperthyroidism
- During or within 14 days following the administration of monoamine oxidase inhibitors [*see Drug Interactions (7.1)*]
- Known hypersensitivity or idiosyncrasy to the sympathomimetic amines [*see Adverse Reactions (6.2)*].

5 WARNINGS AND PRECAUTIONS

5.1 Fetal Toxicity

Qsymia can cause fetal harm. Data from pregnancy registries and epidemiology studies indicate that a fetus exposed to topiramate, a component of Qsymia, in the first trimester of pregnancy has an increased risk of oral clefts (cleft lip with or without cleft palate). If Qsymia is used during pregnancy or if a patient becomes pregnant while taking Qsymia, treatment should be discontinued immediately, and the patient should be apprised of the potential hazard to a fetus. Females of reproductive potential should have a negative pregnancy test before starting Qsymia and monthly thereafter during Qsymia therapy. Females of reproductive potential should use effective contraception during Qsymia therapy [*see Use in Specific Populations (8.1) and (8.6)*].

Qsymia Risk Evaluation and Mitigation Strategy (REMS)

Because of the teratogenic risk associated with Qsymia therapy, Qsymia is available through a limited program under the REMS. Under the Qsymia REMS, only certified pharmacies may distribute Qsymia. Further information, is available at www.QsymiaREMS.com or by telephone at 1-888-998-4887.

5.2 Increase in Heart Rate

Qsymia can cause an increase in resting heart rate.

A higher percentage of Qsymia-treated overweight and obese adults experienced heart rate increases from baseline of more than 5, 10, 15, and 20 beats per minute (bpm) compared to placebo-treated overweight and obese adults. [Table 2](#) provides the numbers and percentages of patients with elevations in heart rate in clinical studies of up to one year.

Table 2. Number and Percentage of Patients with an Increase in Heart Rate at a Single Time Point from Baseline

	Placebo N=1561 n (%)	Qsymia 3.75 mg/23 mg N=240 n (%)	Qsymia 7.5 mg/46 mg N=498 n (%)	Qsymia 15 mg/92 mg N=1580 n (%)
Greater than 5 bpm	1021 (65.4)	168 (70.0)	372 (74.7)	1228 (77.7)
Greater than 10 bpm	657 (42.1)	120 (50.0)	251 (50.4)	887 (56.1)
Greater than 15 bpm	410 (26.3)	79 (32.9)	165 (33.1)	590 (37.3)
Greater than 20 bpm	186 (11.9)	36 (15.0)	67 (13.5)	309 (19.6)

The clinical significance of a heart rate elevation with Qsymia treatment is unclear, especially for patients with cardiac and cerebrovascular disease (such as patients with a history of myocardial infarction or stroke in the previous 6 months, life-threatening arrhythmias, or congestive heart failure).

Regular measurement of resting heart rate is recommended for all patients taking Qsymia, especially patients with cardiac or cerebrovascular disease or when initiating or increasing the dose of Qsymia. Qsymia has not been studied in patients with recent or unstable cardiac or cerebrovascular disease and therefore use is not recommended.

Patients should inform health care providers of palpitations or feelings of a racing heartbeat while at rest during Qsymia treatment. For patients who experience a sustained increase in resting heart rate while taking Qsymia, the dose should be reduced or Qsymia discontinued.

5.3 Suicidal Behavior and Ideation

Antiepileptic drugs (AEDs), including topiramate, a component of Qsymia, increase the risk of suicidal thoughts or behavior in patients taking these drugs for any indication. Patients treated with Qsymia should be monitored for the emergence or worsening of depression, suicidal thoughts or behavior, and/or any unusual changes in mood or behavior. Discontinue Qsymia in patients who experience suicidal thoughts or behaviors.

Avoid Qsymia in patients with a history of suicidal attempts or active suicidal ideation.

Pooled analyses of 199 placebo-controlled clinical studies (monotherapy and adjunctive therapy, median treatment duration 12 weeks) of 11 different AEDs across several indications showed that patients randomized to one of the AEDs had approximately twice the risk (adjusted Relative Risk 1.8, 95% Confidence Interval [CI] 1.2, 2.7) of suicidal thinking or behavior compared to patients randomized to placebo. The estimated incidence rate of suicidal behavior or ideation among 27,863 AED-treated patients was 0.43%, compared to 0.24% among 16,029 placebo-treated patients, representing an increase of approximately one case of suicidal thinking or behavior for every 530 patients treated. There were four suicides in AED-treated patients in the trials and none in placebo treated patients, but the number is too small to allow any conclusion about AED effect on suicide.

The increased risk of suicidal thoughts or behavior with AEDs was observed as early as 1 week after starting drug treatment with AEDs and persisted for the duration of treatment assessed. Because most trials included in the analysis did not extend beyond 24 weeks, the risk of suicidal thoughts or behavior beyond 24 weeks could not be assessed.

The risk of suicidal thoughts or behavior was generally consistent among drugs in the data analyzed. The finding of increased risk with AEDs of varying mechanisms of action and across a range of indications suggests that the risk applies to all AEDs used for any indication. The risk did not vary substantially by age (5 to 100 years) in the clinical trials analyzed.

5.4 Acute Myopia and Secondary Angle Closure Glaucoma

A syndrome consisting of acute myopia associated with secondary angle closure glaucoma has been reported in patients treated with topiramate, a component of Qsymia. Symptoms include acute onset of decreased visual acuity and/or ocular pain. Ophthalmologic findings can include myopia, anterior chamber shallowing, ocular hyperemia (redness), and increased intraocular pressure. Mydriasis may or may not be present. This syndrome may be associated with supraciliary effusion resulting in anterior displacement of the lens and iris, with secondary angle closure glaucoma. Symptoms typically occur within 1 month of initiating treatment with topiramate but may occur at any time during therapy. The primary treatment to reverse symptoms is immediate discontinuation of Qsymia. Elevated intraocular pressure of any etiology, if left untreated, can lead to serious adverse events including permanent loss of vision.

5.5 Mood and Sleep Disorders

Qsymia can cause mood disorders, including depression, and anxiety, as well as insomnia. Patients with a history of depression may be at increased risk of recurrent depression or other mood disorders while taking Qsymia. The majority of these mood and sleep disorders resolved spontaneously, or resolved upon discontinuation of dosing [see *Adverse Reactions (6.1)*].

For clinically significant or persistent symptoms consider dose reduction or withdrawal of Qsymia. If patients have symptoms of suicidal ideation or behavior, discontinue Qsymia.

5.6 Cognitive Impairment

Qsymia can cause cognitive dysfunction (e.g., impairment of concentration/attention, difficulty with memory, and speech or language problems, particularly word-finding difficulties). Rapid titration or high initial doses of Qsymia may be associated with higher rates of cognitive events such as attention, memory and language/word-finding difficulties [see *Adverse Reactions (6.1)*].

Since Qsymia has the potential to impair cognitive function, patients should be cautioned about operating hazardous machinery, including automobiles, until they are reasonably certain Qsymia therapy does not affect them adversely. If cognitive dysfunction persists consider dose reduction or withdrawal of Qsymia for symptoms that are moderate to severe, bothersome, or those which fail to resolve with dose reduction.

5.7 Metabolic Acidosis

Hyperchloremic, non-anion gap, metabolic acidosis (decreased serum bicarbonate below the normal reference range in the absence of chronic respiratory alkalosis) has been reported in patients treated with Qsymia [see *Adverse Reactions (6.1)*].

Conditions or therapies that predispose to acidosis (i.e., renal disease, severe respiratory disorders, status epilepticus, diarrhea, surgery or ketogenic diet) may be additive to the bicarbonate lowering effects of topiramate. Concomitant use of Qsymia and a carbonic anhydrase inhibitor (e.g., zonisamide, acetazolamide, or dichlorphenamide) may increase the severity of metabolic acidosis and may also increase the risk of kidney stone formation. Therefore, if Qsymia is given concomitantly with another carbonic anhydrase inhibitor to a patient with a predisposing condition for metabolic acidosis the patient should be monitored for the appearance or worsening of metabolic acidosis.

Some manifestations of acute or chronic metabolic acidosis may include hyperventilation, nonspecific symptoms such as fatigue and anorexia, or more severe sequelae including cardiac arrhythmias or stupor. Chronic, untreated metabolic acidosis may increase the risk for nephrolithiasis or nephrocalcinosis, and may also result in osteomalacia (referred to as rickets in pediatric patients) and/or osteoporosis with an increased risk for fractures. The effect of Qsymia on growth and bone-related sequelae has not been systematically investigated in long-term, placebo-controlled trials.

Measurement of electrolytes including serum bicarbonate prior to starting Qsymia and during Qsymia treatment is recommended. In Qsymia clinical trials, the peak reduction in serum bicarbonate occurred by week 4, and in most subjects there was a correction of bicarbonate by week 56, without any change to study drug. However, if persistent metabolic acidosis develops while taking Qsymia, reduce the dose or discontinue Qsymia.

5.8 Elevation in Creatinine

Qsymia can cause an increase in serum creatinine. Peak increases in serum creatinine were observed after 4 to 8 weeks of treatment. On average, serum creatinine gradually declined but remained elevated over baseline creatinine values. Elevations in serum creatinine often signify a decrease in renal function, but the cause for Qsymia-associated changes in serum creatinine has not been definitively established. Therefore, measurement of serum creatinine prior to starting Qsymia and during Qsymia treatment is recommended. If persistent

elevations in creatinine occur while taking Qsymia, reduce the dose or discontinue Qsymia [*see Adverse Reactions (6.1)*].

5.9 Potential Risk of Hypoglycemia in Patients with Type 2 Diabetes Mellitus on Anti-Diabetic Therapy

Weight loss may increase the risk of hypoglycemia in patients with type 2 diabetes mellitus treated with insulin and/or insulin secretagogues (e.g., sulfonylureas). Qsymia has not been studied in combination with insulin. Measurement of blood glucose levels prior to starting Qsymia and during Qsymia treatment is recommended in patients with type 2 diabetes. Decreases in medication doses for antidiabetic medications which are non-glucose-dependent should be considered to mitigate the risk of hypoglycemia. If a patient develops hypoglycemia after starting Qsymia, appropriate changes should be made to the antidiabetic drug regimen.

5.10 Potential Risk of Hypotension in Patients Treated with Antihypertensive Medications

In hypertensive patients being treated with antihypertensive medications, weight loss may increase the risk of hypotension, and associated symptoms including dizziness, lightheadedness, and syncope. Measurement of blood pressure prior to starting Qsymia and during Qsymia treatment is recommended in patients being treated for hypertension. If a patient develops symptoms associated with low blood pressure after starting Qsymia, appropriate changes should be made to the antihypertensive drug regimen.

5.11 CNS Depression with Concomitant CNS Depressants Including Alcohol

The concomitant use of alcohol or central nervous system (CNS) depressant drugs (e.g., barbiturates, benzodiazepines, and sleep medications) with phentermine or topiramate may potentiate CNS depression or other centrally mediated effects of these agents, such as dizziness, cognitive adverse reactions, drowsiness, light-headedness, impaired coordination and somnolence. Therefore, avoid concomitant use of alcohol with Qsymia.

5.12 Potential Seizures with Abrupt Withdrawal of Qsymia

Abrupt withdrawal of topiramate, a component of Qsymia, has been associated with seizures in individuals without a history of seizures or epilepsy. In situations where immediate termination of Qsymia is medically required, appropriate monitoring is recommended. Patients discontinuing Qsymia 15 mg/92 mg should be gradually tapered as recommended to reduce the possibility of precipitating a seizure [*see Dosage and Administration (2.1)*].

5.13 Patients with Renal Impairment

Phentermine and topiramate, the components of Qsymia, are cleared by renal excretion. Therefore, exposure to phentermine and topiramate is higher in patients with moderate (creatinine clearance [CrCl] greater than or equal to 30 and less than 50 mL/min) or severe (CrCl less than 30 mL/min) renal impairment. Adjust dose of Qsymia for both patient populations.

Qsymia has not been studied in patients with end-stage renal disease on dialysis. Avoid use of Qsymia in this patient population [*see Dosage and Administration (2.2) and Clinical Pharmacology (12.3)*].

5.14 Patients with Hepatic Impairment

In patients with mild (Child-Pugh score 5 - 6) or moderate (Child-Pugh score 7 - 9) hepatic impairment, exposure to phentermine was higher compared to healthy volunteers. Adjust dose of Qsymia for patients with moderate hepatic impairment.

Qsymia has not been studied in patients with severe hepatic impairment (Child-Pugh score 10 - 15). Avoid use of Qsymia in this patient population [*see Dosage and Administration (2.3), and Clinical Pharmacology (12.3)*].

5.15 Kidney Stones

Use of Qsymia has been associated with kidney stone formation. Topiramate, a component of Qsymia, inhibits carbonic anhydrase activity and promotes kidney stone formation by reducing urinary citrate excretion and increasing urine pH.

Avoid the use of Qsymia with other drugs that inhibit carbonic anhydrase (e.g., zonisamide, acetazolamide or methazolamide).

Use of topiramate by patients on a ketogenic diet may also result in a physiological environment that increases the likelihood of kidney stone formation.

Increase fluid intake to increase urinary output can decrease the concentration of substances involved in kidney stone formation [see *Adverse Reactions (6.1)*].

5.16 Oligohidrosis and Hyperthermia

Oligohidrosis (decreased sweating), infrequently resulting in hospitalization, has been reported in association with the use of topiramate, a component of Qsymia. Decreased sweating and an elevation in body temperature above normal characterized these cases. Some of the cases have been reported with topiramate after exposure to elevated environmental temperatures.

Patients treated with Qsymia should be advised to monitor for decreased sweating and increased body temperature during physical activity, especially in hot weather. Caution should be used when Qsymia is prescribed with other drugs that predispose patients to heat-related disorders; these drugs include, but are not limited to, other carbonic anhydrase inhibitors and drugs with anticholinergic activity.

5.17 Hypokalemia

Qsymia can increase the risk of hypokalemia through its inhibition of carbonic anhydrase activity. In addition, when Qsymia is used in conjunction with non-potassium sparing diuretics such as furosemide (loop diuretic) or hydrochlorothiazide (thiazide-like diuretic) this may further potentiate potassium-wasting. When prescribing Qsymia, patients should be monitored for hypokalemia [see *Adverse Reactions (6.1)* and *Clinical Pharmacology (12.3)*].

5.18 Monitoring: Laboratory Tests

Qsymia was associated with changes in several clinical laboratory analytes in randomized, double-blind, placebo-controlled studies.

Obtain a blood chemistry profile that includes bicarbonate, creatinine, potassium, and glucose at baseline and periodically during treatment [see *Warnings and Precautions (5.7), (5.8), (5.9), and (5.17)*].

6 ADVERSE REACTIONS

The following important adverse reactions are described below and elsewhere in the labeling:

- Fetal Toxicity: [see *Warnings and Precautions (5.1)* and *Use in Specific Populations (8.1), (8.6)*]
- Elevation in Heart Rate [see *Warnings and Precautions (5.2)*]
- Suicidal Behavior and Ideation [see *Warnings and Precautions (5.3)*]
- Acute Angle Closure Glaucoma [see *Warnings and Precautions (5.4)*]
- Mood and Sleep Disorders [see *Warnings and Precautions (5.5)*]
- Cognitive Impairment [see *Warnings and Precautions (5.6)*]
- Metabolic Acidosis [see *Warnings and Precautions (5.7)*]

6.1 Clinical Trials Experience

Because clinical trials are conducted under widely varying conditions, adverse reaction rates observed in the clinical trials of a drug cannot be directly compared to rates in the clinical studies of another drug and may not reflect the rates observed in practice.

The data described herein reflects exposure to Qsymia in two, 1-year, randomized, double-blind, placebo-controlled, multicenter clinical trials, and two Phase 2 supportive trials in 2318 adult patients (936 [40.4%] patients with hypertension, 309 [13.3%] patients with type 2 diabetes, 808 [34.9%] patients with BMI greater than 40 kg/m²) exposed for a mean duration of 298 days.

Common Adverse Reactions: Adverse reactions occurring at a rate of greater than or equal to 5% and at a rate at least 1.5 times placebo include paraesthesia, dizziness, dysgeusia, insomnia, constipation, and dry mouth.

Adverse reactions reported in greater than or equal to 2% of Qsymia-treated patients and more frequently than in the placebo group are shown in [Table 3](#).

Table 3. Adverse Reactions Reported in Greater Than or Equal to 2% of Patients and More Frequently with than Placebo during 1 Year of Treatment – Overall Study Population

System Organ Class Preferred Term	Placebo (N = 1561) %	Qsymia 3.75 mg/23 mg (N = 240) %	Qsymia 7.5 mg/46 mg (N = 498) %	Qsymia 15 mg/92 mg (N = 1580) %
Nervous System Disorders				
Paresthesia	1.9	4.2	13.7	19.9
Headache	9.3	10.4	7.0	10.6
Dizziness	3.4	2.9	7.2	8.6
Dysgeusia	1.1	1.3	7.4	9.4
Hypoesthesia	1.2	0.8	3.6	3.7
Disturbance in Attention	0.6	0.4	2.0	3.5
Psychiatric Disorders				
Insomnia	4.7	5.0	5.8	9.4
Depression	2.2	3.3	2.8	4.3
Anxiety	1.9	2.9	1.8	4.1
Gastrointestinal Disorders				
Constipation	6.1	7.9	15.1	16.1
Dry Mouth	2.8	6.7	13.5	19.1
Nausea	4.4	5.8	3.6	7.2
Diarrhea	4.9	5.0	6.4	5.6
Dyspepsia	1.7	2.1	2.2	2.8
Gastroesophageal Reflux Disease	1.3	0.8	3.2	2.6
Paresthesia Oral	0.3	0.4	0.6	2.2
General Disorders and Administration Site Conditions				
Fatigue	4.3	5.0	4.4	5.9
Irritability	0.7	1.7	2.6	3.7
Thirst	0.7	2.1	1.8	2.0
Chest Discomfort	0.4	2.1	0.2	0.9
Eye Disorders				
Vision Blurred	3.5	6.3	4.0	5.4
Eye Pain	1.4	2.1	2.2	2.2
Dry Eye	0.8	0.8	1.4	2.5
Cardiac Disorders				
Palpitations	0.8	0.8	2.4	1.7
Skin and Subcutaneous Tissue Disorders				
Rash	2.2	1.7	2.0	2.6
Alopecia	0.7	2.1	2.6	3.7
Metabolism and Nutrition Disorders				
Hypokalemia	0.4	0.4	1.4	2.5
Decreased Appetite	0.6	2.1	1.8	1.5
Reproductive System and Breast Disorders				
Dysmenorrhea	0.2	2.1	0.4	0.8
Infections and Infestations				
Upper Respiratory Tract Infection	12.8	15.8	12.2	13.5
Nasopharyngitis	8.0	12.5	10.6	9.4
Sinusitis	6.3	7.5	6.8	7.8
Bronchitis	4.2	6.7	4.4	5.4
Influenza	4.4	7.5	4.6	4.4
Urinary Tract Infection	3.6	3.3	5.2	5.2
Gastroenteritis	2.2	0.8	2.2	2.5
Musculoskeletal and Connective Tissue Disorders				
Back Pain	5.1	5.4	5.6	6.6
Pain in Extremity	2.8	2.1	3.0	3.0

Muscle Spasms	2.2	2.9	2.8	2.9
Musculoskeletal Pain	1.2	0.8	3.0	1.6
Neck Pain	1.3	1.3	2.2	1.2
Respiratory, Thoracic, and Mediastinal Disorders				
Cough	3.5	3.3	3.8	4.8
Sinus Congestion	2.0	2.5	2.6	2.0
Pharyngolaryngeal Pain	2.0	2.5	1.2	2.3
Nasal Congestion	1.4	1.7	1.2	2.0
Injury, Poisoning, and Procedural Complications				
Procedural Pain	1.7	2.1	2.4	1.9

Paresthesias/Dysgeusia

Reports of paresthesia, characterized as tingling in hands, feet, or face, occurred in 4.2%, 13.7%, and 19.9% of patients treated with Qsymia 3.75 mg/23 mg, 7.5 mg/46 mg, and 15 mg/92 mg, respectively, compared to 1.9% of patients treated with placebo. Dysgeusia was characterized as a metallic taste, and occurred in 1.3%, 7.4%, and 9.4% of patients treated with Qsymia 3.75 mg/23 mg, 7.5 mg/46 mg, and 15 mg/92 mg, respectively, compared to 1.1% of patients treated with placebo. The majority of these events first occurred within the initial 12 weeks of drug therapy; however, in some patients, events were reported later in the course of treatment. Only Qsymia-treated patients discontinued treatment due to these events (1% for paresthesia and 0.6% for dysgeusia).

Mood and Sleep Disorders

The proportion of patients in 1-year controlled trials of Qsymia reporting one or more adverse reactions related to mood and sleep disorders was 15.8%, 14.5%, and 20.6% with Qsymia 3.75 mg/23 mg, 7.5 mg/46 mg, and 15 mg/92 mg, respectively, compared to 10.3% with placebo. These events were further categorized into sleep disorders, anxiety, and depression. Reports of sleep disorders were typically characterized as insomnia, and occurred in 6.7%, 8.1%, and 11.1% of patients treated with Qsymia 3.75 mg/23 mg, 7.5 mg/46 mg, and 15 mg/92 mg, respectively, compared to 5.8% of patients treated with placebo. Reports of anxiety occurred in 4.6%, 4.8%, and 7.9% of patients treated with Qsymia 3.75 mg/23 mg, 7.5 mg/46 mg, and 15 mg/92 mg, respectively, compared to 2.6% of patients treated with placebo. Reports of depression/mood problems occurred in 5.0%, 3.8%, and 7.6% of patients treated with Qsymia 3.75 mg/23 mg, 7.5 mg/46 mg, and 15 mg/92 mg, respectively, compared to 3.4% of patients treated with placebo. The majority of these events first occurred within the initial 12 weeks of drug therapy; however, in some patients, events were reported later in the course of treatments. In the Qsymia clinical trials, the overall prevalence of mood and sleep adverse reactions was approximately twice as great in patients with a history of depression compared to patients without a history of depression; however, the proportion of patients on active treatment versus placebo who reported mood and sleep adverse reactions was similar in these two subgroups. Occurrence of depression-related events was more frequent in patients with a past history of depression across all treatment groups. However, the placebo-adjusted difference in incidence of these events remained constant between groups regardless of previous depression history.

Cognitive Disorders

In the 1-year controlled trials of Qsymia, the proportion of patients who experienced one or more cognitive-related adverse reactions was 2.1% for Qsymia 3.75 mg/23 mg, 5.0% for Qsymia 7.5 mg/46 mg, and 7.6% for Qsymia 15 mg/92 mg, compared to 1.5% for placebo. These adverse reactions were comprised primarily of reports of problems with attention/concentration, memory, and language (word finding). These events typically began within the first 4 weeks of treatment, had a median duration of approximately 28 days or less, and were reversible upon discontinuation of treatment; however, individual patients did experience events later in treatment, and events of longer duration.

Laboratory Abnormalities

Serum Bicarbonate

In the 1-year controlled trials of Qsymia, the incidence of persistent treatment-emergent decreases in serum bicarbonate below the normal range (levels of less than 21 mEq/L at 2 consecutive visits or at the final visit) was 8.8% for Qsymia 3.75 mg/23 mg, 6.4% for Qsymia 7.5 mg/46 mg, and 12.8% for Qsymia 15 mg/92 mg, compared to 2.1% for placebo. The incidence of persistent, markedly low serum bicarbonate values (levels of less than 17 mEq/L on 2 consecutive visits or at the final visit) was 1.3% for Qsymia 3.75 mg/23 mg, 0.2% for Qsymia 7.5 mg/46 mg dose, and 0.7% for Qsymia 15 mg/92 mg dose, compared to 0.1% for placebo. Generally, decreases in serum bicarbonate levels were mild (average 1-3 mEq/L) and occurred early in treatment (4-week visit), however severe decreases and decreases later in treatment occurred.

Serum Potassium

In the 1-year controlled trials of Qsymia, the incidence of persistent low serum potassium values (less than 3.5 mEq/L at two consecutive visits or at the final visit) during the trial was 0.4% for Qsymia 3.75 mg/23 mg, 3.6% for Qsymia 7.5 mg/46 mg dose, and 4.9% for Qsymia 15 mg/92 mg, compared to 1.1% for placebo. Of the subjects who experienced persistent low serum potassium, 88% were receiving treatment with a non-potassium sparing diuretic.

The incidence of markedly low serum potassium (less than 3 mEq/L, and a reduction from pre-treatment of greater than 0.5 mEq/L) at any time during the trial was 0.0% for Qsymia 3.75 mg/23 mg, 0.2% for Qsymia 7.5 mg/46 mg dose, and 0.7% for Qsymia 15 mg/92 mg dose, compared to 0.0% for placebo. Persistent markedly low serum potassium (less than 3 mEq/L, and a reduction from pre-treatment of greater than 0.5 mEq/L at two consecutive visits or at the final visit) occurred in 0.0% of subjects receiving Qsymia 3.75 mg/23 mg, 0.2% receiving Qsymia 7.5 mg/46 mg dose, and 0.1% receiving Qsymia 15 mg/92 mg dose, compared to 0.0% receiving placebo.

Hypokalemia was reported by 0.4% of subjects treated with Qsymia 3.75 mg/23 mg, 1.4% of subjects treated with Qsymia 7.5 mg/46 mg, and 2.5% of subjects treated with Qsymia 15 mg/92 mg compared to 0.4% of subjects treated with placebo. "Blood potassium decreased" was reported by 0.4% of subjects treated with Qsymia 3.75 mg/23 mg, 0.4% of subjects treated with Qsymia 7.5 mg/46 mg, and 1.0% of subjects treated with Qsymia 15 mg/92 mg 0.0% of subjects treated with placebo.

Serum Creatinine

In the 1-year controlled trials of Qsymia, there was a dose-related increase from baseline, peaking between Week 4 to 8, which declined but remained elevated over baseline over 1 year of treatment. The incidence of increases in serum creatinine of greater than or equal to 0.3 mg/dL at any time during treatment was 2.1% for Qsymia 3.75 mg/23 mg, 7.2% for Qsymia 7.5 mg/46 mg, and 8.4% for Qsymia 15 mg/92 mg, compared to 2.0% for placebo. Increases in serum creatinine of greater than or equal to 50% over baseline occurred in 0.8% of subjects receiving Qsymia 3.75 mg/23 mg, 2.0% receiving Qsymia 7.5 mg/46 mg, and 2.8% receiving Qsymia 15 mg/92 mg, compared to 0.6% receiving placebo.

Nephrolithiasis

In the 1-year controlled trials of Qsymia, the incidence of nephrolithiasis was 0.4% for Qsymia 3.75 mg/23 mg, 0.2% for Qsymia 7.5 mg/46 mg, and 1.2% for Qsymia 15 mg/92 mg, compared to 0.3% for placebo.

Drug Discontinuation Due to Adverse Reactions

In the 1-year placebo-controlled clinical studies, 11.6% of Qsymia 3.75 mg/23 mg, 11.6% of Qsymia 7.5 mg/46 mg, 17.4% of Qsymia 15 mg/92 mg, and 8.4% of placebo-treated patients discontinued treatment due to reported adverse reactions. The most common adverse reactions that led to discontinuation of treatment are shown in [Table 4](#).

Table 4. Adverse Reactions Greater Than or Equal To 1% Leading to Treatment Discontinuation (1-Year Clinical Trials)

Adverse Reaction Leading to Treatment Discontinuation ^a	Placebo (N=1561) %	Qsymia 3.75 mg/23 mg (N=240) %	Qsymia 7.5 mg/46 mg (N=498) %	Qsymia 15 mg/92 mg (N=1580) %
Vision blurred	0.5	2.1	0.8	0.7
Headache	0.6	1.7	0.2	0.8
Irritability	0.1	0.8	0.8	1.1
Dizziness	0.2	0.4	1.2	0.8
Paraesthesia	0.0	0.4	1.0	1.1
Insomnia	0.4	0.0	0.4	1.6
Depression	0.2	0.0	0.8	1.3
Anxiety	0.3	0.0	0.2	1.1

^a greater than or equal to 1% in any treatment group

6.2 Postmarketing Experience

The following adverse reactions have been reported during post approval use of phentermine and topiramate, the components of Qsymia. Because these reactions are reported voluntarily from a population of uncertain size it is not always possible to reliably estimate their frequency or establish a causal relationship to drug exposure.

Phentermine

Allergic adverse reactions

Urticaria

Cardiovascular adverse reactions

Elevation of blood pressure, Ischemic events

Central nervous system adverse reactions

Euphoria, Psychosis, Tremor

Reproductive adverse reactions

Changes in libido, Impotence

Topiramate

Dermatologic disorders

Bullous skin reactions (including erythema multiforme, Stevens-Johnson syndrome, toxic epidermal necrolysis), Pemphigus

Gastrointestinal disorders

Pancreatitis

Hepatic disorders

Hepatic failure (including fatalities), Hepatitis

Metabolic disorders

Hyperammonemia

Hypothermia

Ophthalmic disorders

Maculopathy

7 DRUG INTERACTIONS

7.1 Monoamine Oxidase Inhibitors

Use of phentermine is contraindicated during or within 14 days following the administration of monoamine oxidase inhibitors because of the risk of hypertensive crisis.

7.2 Oral Contraceptives

Co-administration of multiple-dose Qsymia 15 mg/92 mg once daily with a single dose of oral contraceptive containing 35 µg ethinyl estradiol (estrogen component) and 1 mg norethindrone (progestin component), in obese otherwise healthy volunteers, decreased the exposure of ethinyl estradiol by 16% and increased the exposure of norethindrone by 22% [see *Clinical Pharmacology (12.3)*].

Although this study did not specifically address the impact of the interaction on contraceptive efficacy, an increased risk of pregnancy is not anticipated. The primary determinant of contraceptive efficacy is the progestin component of the combination oral contraceptive, so higher exposure to the progestin would not be expected to be deleterious.

However, irregular bleeding (spotting) may occur more frequently due to both the increased exposure to the progestin and lower exposure to the estrogen, which tends to stabilize the endometrium. Patients should be informed not to discontinue their combination oral contraceptive if spotting occurs, but to notify their health care provider if the spotting is troubling to them.

7.3 CNS Depressants Including Alcohol

Specific drug interaction studies of Qsymia and alcohol or other CNS depressant drugs have not been performed. The concomitant use of alcohol or CNS depressant drugs (e.g., barbiturates, benzodiazepines, and sleep medications) with phentermine or topiramate may potentiate CNS depression such as dizziness or cognitive adverse reactions, or other centrally mediated effects of these agents. Therefore, if Qsymia is used with alcohol or other CNS depressants, the patient should be counseled regarding possible increased risk of CNS depression or side effects.

7.4 Non-Potassium Sparing Diuretics

Concurrent use of Qsymia with non-potassium sparing diuretics may potentiate the potassium-wasting action of these diuretics. Concomitant administration of hydrochlorothiazide alone with topiramate alone has been shown to increase the C_{max} and AUC of topiramate by 27% and 29%, respectively. When prescribing Qsymia in the presence of non-potassium-sparing medicinal products, patients should be monitored for hypokalemia [see *Warnings and Precautions (5.17)* and *Clinical Pharmacology (12.3)*].

7.5 Antiepileptic Drugs

Concomitant administration of phenytoin or carbamazepine with topiramate in patients with epilepsy, decreased plasma concentrations of topiramate by 48% and 40%, respectively, when compared to topiramate given alone [see *Clinical Pharmacology (12.3)*].

Concomitant administration of valproic acid and topiramate has been associated with hyperammonemia with and without encephalopathy. Concomitant administration of topiramate with valproic acid in patients has also been associated with hypothermia (with and without hyperammonemia). It may be prudent to examine blood ammonia in patients in whom the onset of hypothermia or encephalopathy has been reported [see *Clinical Pharmacology (12.3)*].

7.6 Carbonic Anhydrase Inhibitors

Concomitant use of topiramate, a component of Qsymia, with any other carbonic anhydrase inhibitor (e.g., zonisamide, acetazolamide, or dichlorphenamide) may increase the severity of metabolic acidosis and may also increase the risk of kidney stone formation. Avoid the use of Qsymia with other drugs that inhibit carbonic anhydrase [see [Warnings and Precautions \(5.7\)](#)].

8 USE IN SPECIFIC POPULATIONS

8.1 Pregnancy

Pregnancy Category X

Risk Summary

Qsymia is contraindicated in pregnant women. The use of Qsymia can cause fetal harm and weight loss offers no potential benefit to a pregnant woman. Available epidemiologic data indicate an increased risk in oral clefts (cleft lip with or without cleft palate) with first trimester exposure to topiramate, a component of Qsymia. When multiple species of pregnant animals received topiramate at clinically relevant doses, structural malformations, including craniofacial defects, and reduced fetal weights occurred in offspring.

If this drug is used during pregnancy, or if a patient becomes pregnant while taking this drug, treatment should be discontinued immediately and the patient should be apprised of the potential hazard to a fetus.

There is a Qsymia Pregnancy Surveillance Program to monitor maternal-fetal outcomes of pregnancies that occur during Qsymia therapy. Healthcare providers and patients are encouraged to report pregnancies by calling 1-888-998-4887.

Clinical Considerations

Oral clefts occur from the fifth through the ninth week of gestation. The lip is formed between the beginning of the fifth week to the seventh week of gestation, and the palate is formed between the beginning of the sixth week through the ninth week of gestation.

A minimum weight gain, and no weight loss, is currently recommended for all pregnant women, including those who are already overweight or obese, due to the obligatory weight gain that occurs in maternal tissues during pregnancy.

Qsymia can cause metabolic acidosis. The effect of topiramate-induced metabolic acidosis has not been studied in pregnancy; however, metabolic acidosis in pregnancy (due to other causes) can cause decreased fetal growth, decreased fetal oxygenation, and fetal death, and may affect the fetus' ability to tolerate labor [see [Warnings and Precautions \(5.7\)](#)].

Human Data

Data evaluating the risk of major congenital malformations and oral clefts with topiramate (a component of Qsymia) exposure during pregnancy is available from the North American Anti-Epileptic Drug (NAAED) Pregnancy Registry and from several larger retrospective epidemiologic studies. The NAAED Pregnancy Registry suggested an estimated increase in risk for oral clefts of 9.60 (95% CI 3.60 - 25.70). Larger retrospective epidemiology studies showed that topiramate monotherapy exposure in pregnancy is associated with an approximately two to five-fold increased risk of oral clefts ([Table 5](#)).

Table 5. Summary of Studies Evaluating the Association of Topiramate in Utero Exposure and Oral Clefts and Major Congenital Malformations

Epidemiology Study	Oral clefts		Major Congenital Malformations	
	Estimated Increase in Risk	95% CI	Estimated Increase in Risk	95% CI
Wolters Kluwer ^a	1.47	0.36 – 6.06	1.12	0.81 – 1.55
FORTRESS ^a	2.00	0.71 – 5.68.	Not available	Not available
Slone/CDC	5.36	1.49 – 20.07	1.01	0.37 – 3.22

^a Sponsored by the maker of Qsymia
CI = confidence interval

Animal Data

Phentermine/Topiramate

Embryo-fetal development studies have been conducted in rats and rabbits with combination phentermine and topiramate treatment. Phentermine and topiramate co-administered to rats during the period of organogenesis caused reduced fetal body weights but did not cause fetal malformations at the maximum dose of 3.75 mg/kg phentermine and 25 mg/kg topiramate [approximately 2 times the maximum recommended human dose (MRHD) based on area under the curve (AUC) estimates for each active ingredient]. In a similar study in rabbits, no effects on embryo-fetal development were observed at approximately 0.1 times (phentermine) and 1 time (topiramate) clinical exposures at the MRHD based on AUC. Significantly lower maternal body weight gain was recorded at these doses in rats and rabbits.

A pre- and post-natal development study was conducted in rats with combination phentermine and topiramate treatment. There were no adverse maternal or offspring effects in rats treated throughout organogenesis and lactation with 1.5 mg/kg/day phentermine and 10 mg/kg/day topiramate (approximately 2 and 3 times clinical exposures at the MRHD, respectively, based on AUC). Treatment with higher doses of 11.25 mg/kg/day phentermine and 75 mg/kg/day topiramate (approximately 5 and 6 times maximum clinical doses based on AUC, respectively) caused reduced maternal body weight gain and offspring toxicity. Offspring effects included lower pup survival after birth, increased limb and tail malformations, reduced pup body weight and delayed growth, development, and sexual maturation without affecting learning, memory, or fertility and reproduction. The limb and tail malformations were consistent with results of animal studies conducted with topiramate alone [see *Nonclinical Toxicology (13.3)*].

Phentermine

Animal reproduction studies have not been conducted with phentermine. Limited data from studies conducted with the phentermine/topiramate combination indicate that phentermine alone was not teratogenic but resulted in lower body weight and reduced survival of offspring in rats at 5-fold the MRHD of Qsymia, based on AUC.

Topiramate

Topiramate causes developmental toxicity, including teratogenicity, at clinically relevant doses [see *Nonclinical Toxicology (13.3)*].

8.2 Labor and Delivery

The effect of Qsymia on labor and delivery in humans is unknown. The development of Qsymia-induced metabolic acidosis in the mother and/or in the fetus might affect the fetus's ability to tolerate labor.

8.3 Nursing Mothers

Qsymia may be present in human milk because topiramate and amphetamines (phentermine has pharmacologic

activity and a chemical structure similar to amphetamines) are excreted in human milk. Because of the potential for serious adverse reactions in nursing infants, a decision should be made whether to discontinue nursing or to discontinue the drug, taking into account the importance of the drug to the mother.

8.4 Pediatric Use

Safety and effectiveness of Qsymia in pediatric patients below the age of 18 years have not been established and the use of Qsymia is not recommended in pediatric patients. Serious adverse reactions seen in pediatric patients using topiramate, a component of Qsymia, include acute angle glaucoma, oligohydrosis and hyperthermia, metabolic acidosis, cognitive and neuropsychiatric reactions, hyperammonemia and encephalopathy, and kidney stones.

Juvenile Animal Studies

Juvenile animal studies have not been conducted with Qsymia. When topiramate (30, 90, or 300 mg/kg/day) was administered orally to rats during the juvenile period of development (postnatal days 12 to 50), bone growth plate thickness was reduced in males at the highest dose.

8.5 Geriatric Use

In the Qsymia clinical trials, a total of 254 (7%) of the patients were 65 years of age and older. No overall differences in safety or effectiveness were observed between these subjects and younger subjects, but greater sensitivity of some older individuals cannot be ruled out.

Clinical studies of Qsymia did not include sufficient numbers of subjects aged 65 and over to determine whether they respond differently from younger subjects. In general, dose selection for an elderly patient should be cautious, usually starting at the low end of the dosing range, reflecting the greater frequency of decreased hepatic, renal, or cardiac function, and of concomitant disease or other drug therapy.

8.6 Females of Reproductive Potential

Qsymia can cause fetal harm. Data from pregnancy registries and epidemiology studies indicate that a fetus exposed to topiramate, a component of Qsymia, in the first trimester of pregnancy has an increased risk of oral clefts (cleft lip with or without cleft palate).

Females who become pregnant during Qsymia therapy should stop Qsymia treatment immediately and notify their healthcare provider.

Pregnancy Testing

Females of reproductive potential should have a negative pregnancy test before starting Qsymia and monthly thereafter during Qsymia therapy.

Contraception

Females of reproductive potential should use effective contraception during Qsymia therapy.

8.7 Renal Impairment

Compared to healthy volunteers, patients with moderate and severe renal impairment as estimated by the Cockcroft-Gault equation had higher phentermine and topiramate exposures.

No dose adjustments are necessary in patients with mild renal impairment. In patients with moderate (CrCl greater than or equal to 30 to less than 50 mL/min) and severe (CrCl less than 30 mL/min) renal impairment, the dose should not exceed Qsymia 7.5 mg/46 mg once daily.

Qsymia has not been studied in patients with end-stage renal disease on dialysis. Avoid Qsymia in this patient population [see *Dosage and Administration (2.2)* and *Clinical Pharmacology (12.3)*].

8.8 Hepatic Impairment

In patients with mild (Child-Pugh 5 - 6) and moderate (Child-Pugh 7 - 9) hepatic impairment, exposure to phentermine was higher compared to healthy volunteers. Exposure to topiramate, a component of Qsymia, was similar among patients with mild and moderate hepatic impairment and healthy volunteers.

No dose adjustments are necessary in patients with mild hepatic impairment. In patients with moderate hepatic impairment, the dose should not exceed Qsymia 7.5 mg/46 mg once daily.

Qsymia has not been studied in patients with severe hepatic impairment (Child-Pugh score 10 - 15). Avoid Qsymia in this patient population [see *Dosage and Administration (2.3)* and *Clinical Pharmacology (12.3)*].

9 DRUG ABUSE AND DEPENDENCE

9.1 Controlled Substance

Qsymia is controlled in Schedule IV of the Controlled Substances Act because it contains phentermine a Schedule IV drug. Any material, compound, mixture, or preparation that contains any quantity of phentermine is controlled as a Schedule IV drug.

Topiramate is not controlled in the Controlled Substances Act.

9.2 Abuse

Phentermine, a component of Qsymia, has a known potential for abuse.

Phentermine, a component of Qsymia, is related chemically and pharmacologically to the amphetamines. Amphetamines and other stimulant drugs have been extensively abused and the possibility of abuse of phentermine should be kept in mind when evaluating the desirability of including Qsymia as part of a weight reduction program. Abuse of amphetamines and related drugs (e.g., phentermine) may be associated with impaired control over drug use and severe social dysfunction. There are reports of patients who have increased the dosage of these drugs to many times that recommended.

9.3 Dependence

Qsymia has not been systematically studied in for its potential to produce physical dependence. Physical dependence is a state that develops as a result of physiological adaptation in response to repeated drug use. Physical dependence manifests by drug-class-specific withdrawal symptoms after abrupt discontinuation or a significant dose reduction of a drug.

Limited information on the potential for physical dependence for the individual components of Qsymia is available. For topiramate, abrupt discontinuation has been associated with seizures in patients without a history of seizures or epilepsy. For phentermine, abrupt cessation following prolonged high dosage administration results in extreme fatigue and mental depression; changes are also noted on a sleep electroencephalogram. Thus, in situations where rapid withdrawal of Qsymia is required, appropriate medical monitoring is recommended.

10 OVERDOSAGE

In the event of a significant overdose with Qsymia, if the ingestion is recent, the stomach should be emptied immediately by gastric lavage or by induction of emesis. Appropriate supportive treatment should be provided according to the patient's clinical signs and symptoms.

Acute overdose of phentermine may be associated with restlessness, tremor, hyperreflexia, rapid respiration, confusion, aggressiveness, hallucinations, and panic states. Fatigue and depression usually follow the central stimulation. Cardiovascular effects include arrhythmia, hypertension or hypotension, and circulatory collapse. Gastrointestinal symptoms include nausea, vomiting, diarrhea, and abdominal cramps. Fatal poisoning usually terminates in convulsions and coma. Manifestations of chronic intoxication with anorectic drugs include severe dermatoses, marked insomnia, irritability, hyperactivity and personality changes. A severe manifestation of chronic intoxication is psychosis, often clinically indistinguishable from schizophrenia.

Management of acute phentermine intoxication is largely symptomatic and includes lavage and sedation with a barbiturate. Acidification of the urine increases phentermine excretion. Intravenous phentolamine (Regitine[®], CIBA) has been suggested for possible acute, severe hypertension, if this complicates phentermine overdose.

Topiramate overdose has resulted in severe metabolic acidosis. Other signs and symptoms include convulsions, drowsiness, speech disturbance, blurred vision, diplopia, mentation impaired, lethargy, abnormal coordination, stupor, hypotension, abdominal pain, agitation, dizziness, and depression. The clinical consequences were not severe in most cases, but deaths have been reported after poly-drug overdoses involving gram amounts of topiramate. A patient who ingested a dose between 96 and 110 g topiramate was admitted to hospital with coma lasting 20 to 24 hours followed by full recovery after 3 to 4 days.

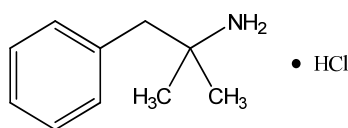
Activated charcoal has been shown to adsorb topiramate *in vitro*. Hemodialysis is an effective means of removing topiramate from the body.

11 DESCRIPTION

Qsymia capsule is a combination oral product comprised of immediate-release phentermine hydrochloride (as the free base) and extended-release topiramate. Qsymia contains phentermine hydrochloride, a sympathomimetic amine anorectic and topiramate, a sulfamate-substituted monosaccharide related to fructose antiepileptic drug.

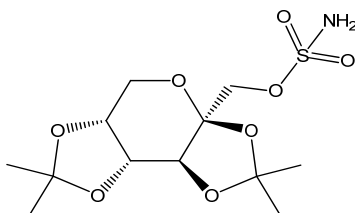
Phentermine Hydrochloride

The chemical name of phentermine hydrochloride is α,α -dimethylphenethylamine hydrochloride. The molecular formula is $C_{10}H_{15}N \cdot HCl$ and its molecular weight is 185.7 (hydrochloride salt) or 149.2 (free base). Phentermine hydrochloride is a white, odorless, hygroscopic, crystalline powder that is soluble in water, methanol and ethanol. Its structural formula is:



Topiramate

Topiramate is 2,3:4,5-di-O-isopropylidene- β -D-fructopyranose sulfamate. The molecular formula is $C_{12}H_{21}NO_8S$ and its molecular weight is 339.4. Topiramate is a white to off-white crystalline powder with a bitter taste. It is freely soluble in methanol and acetone, sparingly soluble in pH 9 to pH 12 aqueous solutions and slightly soluble in pH 1 to pH 8 aqueous solutions. Its structural formula is:



Qsymia

Qsymia is available in four dosage strengths:

- Qsymia 3.75 mg/23mg (phentermine 3.75 mg and topiramate 23 mg extended-release) capsules;
- Qsymia 7.5 mg/46 mg (phentermine 7.5 mg and topiramate 46 mg extended-release) capsules;
- Qsymia 11.25 mg/69 mg (phentermine 11.25 mg and topiramate 69 mg extended-release) capsules;
- Qsymia 15 mg/92 mg (phentermine 15 mg and topiramate 92 mg extended-release) capsules.

Each capsule contains the following inactive ingredients: methylcellulose, sucrose, starch, microcrystalline cellulose, ethylcellulose, povidone, gelatin, talc, titanium dioxide, FD&C Blue #1, FD&C Red #3, FD&C Yellow #5 and #6, and pharmaceutical black and white inks.

12 CLINICAL PHARMACOLOGY

12.1 Mechanism of Action

Phentermine is a sympathomimetic amine with pharmacologic activity similar to the prototype drugs of this class used in obesity, amphetamine (d- and d/l-amphetamine). Drugs of this class used in obesity are commonly known as "anorectics" or "anorexigenics." The effect of phentermine on chronic weight management is likely mediated by release of catecholamines in the hypothalamus, resulting in reduced appetite and decreased food consumption, but other metabolic effects may also be involved. The exact mechanism of action is not known.

The precise mechanism of action of topiramate on chronic weight management is not known. Topiramate's effect on chronic weight management may be due to its effects on both appetite suppression and satiety enhancement, induced by a combination of pharmacologic effects including augmenting the activity of the neurotransmitter gamma-aminobutyrate, modulation of voltage-gated ion channels, inhibition of AMPA/kainite excitatory glutamate receptors, or inhibition of carbonic anhydrase.

12.2 Pharmacodynamics

Typical actions of amphetamines include central nervous system stimulation and elevation of blood pressure. Tachyphylaxis and tolerance have been demonstrated with all drugs of this class in which these phenomena have been looked for.

Cardiac Electrophysiology

The effect of Qsymia on the QTc interval was evaluated in a randomized, double-blind, placebo- and active-controlled (400 mg moxifloxacin), parallel group/crossover thorough QT/QTc study. A total of 54 healthy subjects were administered Qsymia 7.5 mg/46 mg at steady state and then titrated to Qsymia 22.5 mg/138 mg at steady state. Qsymia 22.5 mg/138 mg [a supra-therapeutic dose resulting in a phentermine and topiramate maximum concentration (C_{max}) of 4- and 3- times higher than those at Qsymia 7.5 mg/46 mg, respectively] did not affect cardiac repolarization as measured by the change from baseline in QTc.

12.3 Pharmacokinetics

Phentermine

Upon oral administration of a single Qsymia 15 mg/92 mg, the resulting mean plasma phentermine maximum concentration (C_{max}), time to C_{max} (T_{max}), area under the concentration curve from time zero to the last time with measureable concentration (AUC_{0-t}), and area under the concentration curve from time zero to infinity ($AUC_{0-\infty}$) are 49.1 ng/mL, 6 hr, 1990 ng-hr/mL, and 2000 ng-hr/mL, respectively. A high fat meal does not affect phentermine pharmacokinetics for Qsymia 15 mg/92 mg. Phentermine pharmacokinetics is approximately dose-proportional from Qsymia 3.75 mg/23 mg to phentermine 15 mg/topiramate 100 mg. Upon dosing

phentermine/topiramate 15/100 mg fixed dose combination capsule to steady state, the mean phentermine accumulation ratios for AUC and C_{\max} are both approximately 2.5.

Topiramate

Upon oral administration of a single Qsymia 15 mg/92 mg, the resulting mean plasma topiramate C_{\max} , T_{\max} , AUC_{0-t} , and $AUC_{0-\infty}$, are 1020 ng/mL, 9 hr, 61600 ng·hr/mL, and 68000 ng·hr/mL, respectively. A high fat meal does not affect topiramate pharmacokinetics for Qsymia 15 mg/92 mg. Topiramate pharmacokinetics is approximately dose-proportional from Qsymia 3.75 mg/23 mg to phentermine 15 mg/topiramate 100 mg. Upon dosing phentermine 15 mg/topiramate 100 mg fixed dose combination capsule to steady state, the mean topiramate accumulation ratios for AUC and C_{\max} are both approximately 4.0.

Distribution

Phentermine

Phentermine is 17.5% plasma protein bound. The estimated phentermine apparent volume of distribution (V_d/F) is 348 L via population pharmacokinetic analysis.

Topiramate

Topiramate is 15 - 41% plasma protein bound over the blood concentration range of 0.5 to 250 $\mu\text{g/mL}$. The fraction bound decreased as blood topiramate increased. The estimated topiramate V_c/F (volume of the central compartment), and V_p/F (volume of the peripheral compartment) are 50.8 L, and 13.1 L, respectively, via population pharmacokinetic analysis.

Metabolism and Excretion

Phentermine

Phentermine has two metabolic pathways, namely p-hydroxylation on the aromatic ring and N-oxidation on the aliphatic side chain. Cytochrome P450 (CYP) 3A4 primarily metabolizes phentermine but does not show extensive metabolism. Monoamine oxidase (MAO)-A and MAO-B do not metabolize phentermine. Seventy to 80% of a dose exists as unchanged phentermine in urine when administered alone. The mean phentermine terminal half-life is about 20 hours. The estimated phentermine oral clearance (CL/F) is 8.79 L/h via population pharmacokinetic analysis.

Topiramate

Topiramate does not show extensive metabolism. Six topiramate metabolites (via hydroxylation, hydrolysis, and glucuronidation) exist, none of which constitutes more than 5% of an administered dose. About 70% of a dose exists as unchanged topiramate in urine when administered alone. The mean topiramate terminal half-life is about 65 hours. The estimated topiramate CL/F is 1.17 L/h via population pharmacokinetic analysis.

Specific Populations

Renal Impairment

A single-dose, open-label study was conducted to evaluate the pharmacokinetics of Qsymia 15 mg/92 mg in patients with varying degrees of chronic renal impairment compared to healthy volunteers with normal renal function. The study included patients with renal impairment classified on the basis of creatinine clearance as mild (greater or equal to 50 and less than 80 mL/min), moderate (greater than or equal to 30 and less than 50 mL/min), and severe (less than 30 mL/min). Creatinine clearance was estimated from serum creatinine based on the Cockcroft-Gault equation.

Compared to healthy volunteers, phentermine AUC_{0-inf} was 91%, 45%, and 22% higher in patients with severe, moderate, and mild renal impairment, respectively; phentermine C_{max} was 2% to 15% higher. Compared to healthy volunteers, topiramate AUC_{0-inf} was 126%, 85%, and 25% higher for patients with severe, moderate, and mild renal impairment, respectively; topiramate C_{max} was 6% to 17% higher. An inverse relationship between phentermine or topiramate C_{max} or AUC and creatinine clearance was observed.

Qsymia has not been studied in patients with end-stage renal disease on dialysis [see *Dosage and Administration (2.2)*, *Warnings and Precautions (5.13)*, and *Use in Specific Populations (8.7)*].

Hepatic Impairment

A single-dose, open-label study was conducted to evaluate the pharmacokinetics of Qsymia 15 mg/92 mg in healthy volunteers with normal hepatic function compared with patients with mild (Child-Pugh score 5 - 6) and moderate (Child-Pugh score 7 - 9) hepatic impairment. In patients with mild and moderate hepatic impairment, phentermine AUC was 37% and 60% higher compared to healthy volunteers. Pharmacokinetics of topiramate was not affected in patients with mild and moderate hepatic impairment when compared with healthy volunteers. Qsymia has not been studied in patients with severe hepatic impairment (Child-Pugh score 10 - 15) [see *Dosage and Administration (2.3)*, *Warnings and Precautions (5.14)*, and *Use in Specific Populations (8.8)*].

Drug Interactions

In Vitro Assessment of Drug Interactions

Phentermine

Phentermine is not an inhibitor of CYP isozymes CYP1A2, CYP2C9, CYP2C19, CYP2D6, CYP2E1 and CYP3A4, and is not an inhibitor of monoamine oxidases. Phentermine is not an inducer of CYP1A2, CYP2B6, and CYP3A4. Phentermine is not a P-glycoprotein substrate.

Topiramate

Topiramate is not an inhibitor of CYP isozymes CYP1A2, CYP2A6, CYP2B6, CYP2C9, CYP2D6, CYP2E1, and CYP3A4/5. However, topiramate is a mild inhibitor of CYP2C19. Topiramate is a mild inducer of CYP3A4. Topiramate is not a P-glycoprotein substrate.

Effects of Phentermine/Topiramate on Other Drugs

Table 6. Effect of Phentermine/Topiramate on the Pharmacokinetics of Co-administered Drugs

Phentermine/Topiramate	Co-administered Drug and Dosing Regimen		
	Drug and Dose (mg)	Change in AUC	Change in C _{max}
* 15 mg/92 mg dose QD for 16 days	Metformin 500 mg BID for 5 days	↑ 23%	↑ 16%
* 15 mg/92 mg dose QD for 21 days	Sitagliptin 100 mg QD for 5 days	↓ 3%	↓ 9%
15 mg/92 mg dose QD for 15 days	Oral contraceptive single dose norethindrone 1 mg	↑ 16%	↑ 22%
	ethinyl estradiol 35 mcg	↓ 16%	↓ 8%

*A single study examined the effect of multiple-dose Qsymia 15 mg/92 mg once daily on the pharmacokinetics of multiple-dose 500 mg metformin twice daily and multiple-dose 100 mg sitagliptin once daily in 10 men and 10 women (mean BMI of 27.1 kg/m² and range of 22.2 – 32.7 kg/m²). The study participants received metformin, sitagliptin, phentermine/topiramate only, phentermine/topiramate plus probenecid, phentermine/topiramate plus metformin, and phentermine/topiramate plus sitagliptin on Days 1 – 5, 6 – 10, 11 – 28, 29, 30 – 34, and 35 – 39, respectively.

Table 7. Effect of Co-administered Drugs on the Pharmacokinetics of Phentermine/Topiramate

Co-administered Drug and Dosing Regimen	Phentermine/Topiramate		
	Dose (mg)	Change in AUC	Change in C _{max}
Topiramate 92 mg single dose	15 mg phentermine single dose	↑ 42%	↑ 13%
Phentermine 15 mg single dose	92 mg topiramate single dose	↑ 6%	↑ 2%
*Metformin 500 mg BID for 5 days	15 mg/92 mg dose QD for 16 days phentermine topiramate	↑ 5% ↓ 5%	↑ 7% ↓ 4%
*Sitagliptin 100 mg QD for 5 days	15 mg/92 mg dose QD for 21 days phentermine topiramate	↑ 9% ↓ 2%	↑ 10% ↓ 2%
*Probenecid 2 g QD	15 mg/92 mg dose QD for 11 days phentermine topiramate	↓ 0.3% ↑ 0.7%	↑ 4% ↑ 3%

*The same single study examined the effect of multiple-dose 500 mg metformin twice daily, a single-dose 2 g probenecid, and multiple-dose 100 mg sitagliptin once daily on the pharmacokinetics of multiple-dose phentermine/topiramate 15 mg/92 mg once daily in 10 men and 10 women (mean BMI of 27.1 kg/m² and range of 22.2 – 32.7 kg/m²). The study participants received metformin, sitagliptin, phentermine/topiramate only, phentermine/topiramate plus probenecid, phentermine/topiramate plus metformin, and phentermine/topiramate plus sitagliptin on Days 1 – 5, 6 – 10, 11 – 28, 29, 30 – 34, and 35 – 39, respectively.

*Effects of Topiramate Alone on Other Drugs and Effects of Other Drugs on Topiramate***Antiepileptic Drugs**

Potential interactions between topiramate and standard antiepileptic (AED) drugs were assessed in controlled clinical pharmacokinetic studies in patients with epilepsy. The effects of these interactions on mean plasma AUCs are summarized in [Table 8](#).

In [Table 8](#), the second column (AED concentration) describes what happens to the concentration of the AED listed in the first column when topiramate is added. The third column (topiramate concentration) describes how the co-administration of a drug listed in the first column modifies the concentration of topiramate in experimental settings when topiramate was given alone.

Table 8. Summary of AED Interactions with Topiramate

AED Co-administered	AED Concentration	Topiramate Concentration
Phenytoin	NC or 25% increase ^a	48% decrease
Carbamazepine (CBZ)	NC	40% decrease
CBZ epoxide ^b	NC	NE
Valproic acid	11% decrease	14% decrease
Phenobarbital	NC	NE
Primidone	NC	NE
Lamotrigine	NC at TPM doses up to 400 mg/day	13% decrease

^a Plasma concentration increased 25% in some patients, generally those on a twice a day dosing regimen of phenytoin.
^b Is not administered but is an active metabolite of carbamazepine.
 NC = Less than 10% change in plasma concentration; NE = Not Evaluated; TPM = topiramate

Digoxin

In a single-dose study, serum digoxin AUC was decreased by 12% with concomitant topiramate administration. The clinical relevance of this observation has not been established.

Hydrochlorothiazide

A drug-drug interaction study conducted in healthy volunteers evaluated the steady-state pharmacokinetics of hydrochlorothiazide (HCTZ) (25 mg q24h) and topiramate (96 mg q12h) when administered alone and concomitantly. The results of this study indicate that topiramate C_{max} increased by 27% and AUC increased by

29% when HCTZ was added to topiramate. The clinical significance of this change is unknown. The steady-state pharmacokinetics of HCTZ were not significantly influenced by the concomitant administration of topiramate. Clinical laboratory results indicated decreases in serum potassium after topiramate or HCTZ administration, which were greater when HCTZ and topiramate were administered in combination.

Pioglitazone

A drug-drug interaction study conducted in healthy volunteers evaluated the steady-state pharmacokinetics of topiramate and pioglitazone when administered alone and concomitantly. A 15% decrease in the area under the concentration-time curve during a dosage interval at steady state ($AUC_{\tau,ss}$) of pioglitazone with no alteration in maximum steady-state plasma drug concentration during a dosage interval ($C_{max,ss}$) was observed. This finding was not statistically significant. In addition, a 13% and 16% decrease in $C_{max,ss}$ and $AUC_{\tau,ss}$ respectively, of the active hydroxy-metabolite was noted as well as a 60% decrease in $C_{max,ss}$ and $AUC_{\tau,ss}$ of the active keto-metabolite. The clinical significance of these findings is not known. When topiramate is added to pioglitazone therapy or pioglitazone is added to topiramate therapy, careful attention should be given to the routine monitoring of patients for adequate control of their diabetic disease state.

Glyburide

A drug-drug interaction study conducted in patients with type 2 diabetes evaluated the steady-state pharmacokinetics of glyburide (5 mg/day) alone and concomitantly with topiramate (150 mg/day). There was a 22% decrease in C_{max} and a 25% reduction in AUC_{24} for glyburide during topiramate administration. Systemic exposure (AUC) of the active metabolites, 4-*trans*-hydroxyglyburide (M1) and 3-*cis*-hydroxyglyburide (M2), was reduced by 13% and 15%, and C_{max} was reduced by 18% and 25%, respectively. The steady-state pharmacokinetics of topiramate were unaffected by concomitant administration of glyburide.

Lithium

In patients, the pharmacokinetics of lithium were unaffected during treatment with topiramate at doses of 200 mg/day; however, there was an observed increase in systemic exposure of lithium (27% for C_{max} and 26% for AUC) following topiramate doses up to 600 mg/day. Lithium levels should be monitored when co-administered with high-dose topiramate.

Haloperidol

The pharmacokinetics of a single dose of haloperidol (5 mg) were not affected following multiple dosing of topiramate (100 mg every 12 hours) in 13 healthy adults (6 males, 7 females).

Amitriptyline

There was a 12% increase in AUC and C_{max} for amitriptyline (25 mg per day) in 18 normal subjects (9 males, 9 females) receiving 200 mg/day of topiramate. Some subjects may experience a large increase in amitriptyline concentration in the presence of topiramate and any adjustments in amitriptyline dose should be made according to the patient's clinical response and not on the basis of plasma levels.

Sumatriptan

Multiple dosing of topiramate (100 mg every 12 hrs) in 24 healthy volunteers (14 males, 10 females) did not affect the pharmacokinetics of single-dose sumatriptan either orally (100 mg) or subcutaneously (6 mg).

Risperidone

When administered concomitantly with topiramate at escalating doses of 100, 250, and 400 mg/day, there was a reduction in risperidone systemic exposure (16% and 33% for steady-state AUC at the 250 and 400 mg/day doses of topiramate). No alterations of 9-hydroxyrisperidone levels were observed. Co-administration of topiramate 400 mg/day with risperidone resulted in a 14% increase in C_{max} and a 12% increase in AUC_{12} of topiramate. There were no clinically significant changes in the systemic exposure of risperidone plus 9-hydroxyrisperidone or of topiramate; therefore, this interaction is not likely to be of clinical significance.

Propranolol

Multiple dosing of topiramate (200 mg/day) in 34 healthy volunteers (17 males, 17 females) did not affect the pharmacokinetics of propranolol following daily 160 mg doses. Propranolol doses of 160 mg/day in 39 volunteers (27 males, 12 females) had no effect on the exposure to topiramate, at a dose of 200 mg/day of topiramate.

Dihydroergotamine

Multiple dosing of topiramate (200 mg/day) in 24 healthy volunteers (12 males, 12 females) did not affect the pharmacokinetics of a 1 mg subcutaneous dose of dihydroergotamine. Similarly, a 1 mg subcutaneous dose of dihydroergotamine did not affect the pharmacokinetics of a 200 mg/day dose of topiramate in the same study.

Diltiazem

Co-administration of diltiazem (240 mg Cardizem CD[®]) with topiramate (150 mg/day) resulted in a 10% decrease in C_{max} and a 25% decrease in diltiazem AUC, a 27% decrease in C_{max} and an 18% decrease in des-acetyl diltiazem AUC, and no effect on N-desmethyl diltiazem. Co-administration of topiramate with diltiazem resulted in a 16% increase in C_{max} and a 19% increase in AUC_{12} of topiramate.

Venlafaxine

Multiple dosing of topiramate (150 mg/day) in healthy volunteers did not affect the pharmacokinetics of venlafaxine or O-desmethyl venlafaxine. Multiple dosing of venlafaxine (150 mg extended release) did not affect the pharmacokinetics of topiramate.

13 NONCLINICAL TOXICOLOGY

13.1 Carcinogenesis, Mutagenesis, Impairment of Fertility

Phentermine/Topiramate

No animal studies have been conducted with phentermine/topiramate, the combined products in Qsymia, to evaluate carcinogenesis, mutagenesis, or impairment of fertility. The following data are based on findings in studies performed individually with phentermine or topiramate, Qsymia's two active ingredients.

Phentermine

Phentermine was not mutagenic or clastogenic with or without metabolic activation in the Ames bacterial mutagenicity assay, a chromosomal aberration test in Chinese hamster lung (CHL-K1) cells, or an *in vivo* micronucleus assay.

Rats were administered oral doses of 3, 10, and 30 mg/kg/day phentermine for 2 years. There was no evidence of carcinogenicity at the highest dose of phentermine (30 mg/kg) which is approximately 11 to 15 times the maximum recommended clinical dose of Qsymia 15 mg/92 mg based on AUC exposure.

No animal studies have been conducted with phentermine to determine the potential for impairment of fertility.

Topiramate

Topiramate did not demonstrate genotoxic potential when tested in a battery of *in vitro* and *in vivo* assays. Topiramate was not mutagenic in the Ames test or the *in vitro* mouse lymphoma assay; it did not increase unscheduled DNA synthesis in rat hepatocytes *in vitro*; and it did not increase chromosomal aberrations in human lymphocytes *in vitro* or in rat bone marrow *in vivo*.

An increase in urinary bladder tumors was observed in mice given topiramate (20, 75, and 300 mg/kg) in the diet for 21 months. The elevated bladder tumor incidence, which was statistically significant in males and females receiving 300 mg/kg, was primarily due to the increased occurrence of a smooth muscle tumor considered histomorphologically unique to mice. Plasma exposures in mice receiving 300 mg/kg were

approximately 2 to 4 times steady-state exposures measured in patients receiving topiramate monotherapy at the MRHD of Qsymia 15 mg/92 mg. The relevance of this finding to human carcinogenic risk is uncertain. No evidence of carcinogenicity was seen in rats following oral administration of topiramate for 2 years at doses up to 120 mg/kg (approximately 4 to 10 times the MRHD of Qsymia based on AUC estimates).

No adverse effects on male or female fertility were observed in rats at doses up to 100 mg/kg or approximately 4 to 8 times male and female MRHD exposures of Qsymia based on AUC.

13.3 Reproductive and Developmental Toxicology

Topiramate

Topiramate, a component of Qsymia, causes developmental toxicity, including teratogenicity, in multiple animal species at clinically relevant doses.

When oral doses of 20, 100, or 500 mg/kg were administered to pregnant mice during the period of organogenesis, the incidence of fetal malformations (primarily craniofacial defects) was increased at all doses. The low dose of topiramate in this study (20 mg/kg) is approximately 2 times the MRHD of topiramate in Qsymia 15 mg/92 mg on a mg/m² basis. Fetal body weights and skeletal ossification were reduced at 500 mg/kg in conjunction with decreased maternal body weight gain.

In rat studies (oral doses of 20, 100, and 500 mg/kg or 0.2, 2.5, 30, and 400 mg/kg), the frequency of limb malformations (ectrodactyly, micromelia, and amelia) was increased among the offspring of dams treated with 400 mg/kg (34 times the MRHD of Qsymia based on AUC estimates) or greater during the organogenesis period of pregnancy. Embryotoxicity (reduced fetal body weights, increased incidence of structural variations) was observed at doses as low as 20 mg/kg (2 times the MRHD of Qsymia based on estimated AUC). Clinical signs of maternal toxicity were seen at 400 mg/kg and above, and maternal body weight gain was reduced during treatment with 100 mg/kg or greater.

In rabbit studies (20, 60, and 180 mg/kg or 10, 35, and 120 mg/kg orally during organogenesis), embryo/fetal mortality was increased at 35 mg/kg (2 times the MRHD based on estimated AUC) or greater, and teratogenic effects (primarily rib and vertebral malformations) were observed at 120 mg/kg (6 times the MRHD of Qsymia based on estimated AUC). Evidence of maternal toxicity (decreased body weight gain, clinical signs, and/or mortality) was seen at 35 mg/kg and above.

When female rats were treated during the latter part of gestation and throughout lactation (0.2, 4, 20, and 100 mg/kg or 2, 20, and 200 mg/kg), offspring exhibited decreased viability and delayed physical development at 200 mg/kg (16 times the MRHD of Qsymia based on estimated AUC) and reductions in pre-and/or post-weaning body weight gain at 2 mg/kg (2 times the MRHD of Qsymia based on estimated AUC) and above. Maternal toxicity (decreased body weight gain, clinical signs) was evident at 100 mg/kg or greater.

In a rat embryo/fetal development study with a postnatal component (0.2, 2.5, 30, or 400 mg/kg during organogenesis; noted above), pups exhibited delayed physical development at 400 mg/kg (34 times the MRHD of Qsymia based on estimated AUC) and persistent reductions in body weight gain at 30 mg/kg (2 times the MRHD of Qsymia based on estimated AUC) and higher.

14 CLINICAL STUDIES

The effect of Qsymia on weight loss in conjunction with reduced caloric intake and increased physical activity was studied in 2 randomized, double-blind, placebo controlled studies in obese patients (Study 1) and in obese and overweight patients with two or more significant co-morbidities (Study 2). Both studies had a 4-week titration period, followed by 52 weeks of treatment. There were 2 co-primary efficacy outcomes measured after 1 year of treatment (Week 56): 1) the percent weight loss from baseline; and 2) treatment response defined as achieving at least 5% weight loss from baseline.

In Study 1, obese patients (BMI greater than or equal to 35 kg/m²) were randomized to receive 1 year of treatment with placebo (N=514), Qsymia 3.75 mg/23 mg (N=241), or Qsymia 15 mg/92 mg (N=512) in a 2:1:2 ratio. Patients ranged in age from 18-71 years old (mean age 43) and 83% were female. Approximately 80% were Caucasian, 18% were African American, and 15% were Hispanic/Latino. At the beginning of the study the average weight and BMI of patients was 116 kg and 42 kg/m², respectively. Patients with type 2 diabetes were excluded from participating in Study 1. During the study, a well-balanced, reduced-calorie diet to result in an approximate 500 kcal/day decrease in caloric intake was recommended to all patients and patients were offered nutritional and lifestyle modification counseling.

In Study 2, overweight and obese patients were randomized to receive 1 year of treatment with placebo (N=994), Qsymia 7.5 mg/46 mg (N=498), or Qsymia 15 mg/92 mg (N=995) in a 2:1:2 ratio. Eligible patients had to have a BMI greater than or equal to 27 kg/m² and less than or equal to 45 kg/m² (no lower limit on BMI for patients with type 2 diabetes) and two or more of the following obesity-related co-morbid conditions:

- Elevated blood pressure (greater than or equal to 140/90 mmHg, or greater than or equal to 130/85 mmHg for diabetics) or requirement for greater than or equal to 2 antihypertensive medications;
- Triglycerides greater than 200-400 mg/dL or were receiving treatment with 2 or more lipid-lowering agents;
- Elevated fasting blood glucose (greater than 100 mg/dL) or diabetes; and/or
- Waist circumference greater than or equal to 102 cm for men or greater than or equal to 88 cm for women).

Patients ranged in age from 19-71 years old (mean age 51) and 70% were female. Approximately 86% were Caucasian, 12% were African American, and 13.0% were Hispanic/Latino. The average weight and BMI of patients at the start of the study was 103 kg and 36.6 kg/m², respectively. Approximately half (53%) of patients had hypertension at the start of the study. There were 388 (16%) patients with type 2 diabetes at the start of the study. During the study, a well-balanced, reduced-calorie diet to result in an approximate 500 kcal/day decrease in caloric intake was recommended to all patients and patients were offered nutritional and lifestyle modification counseling.

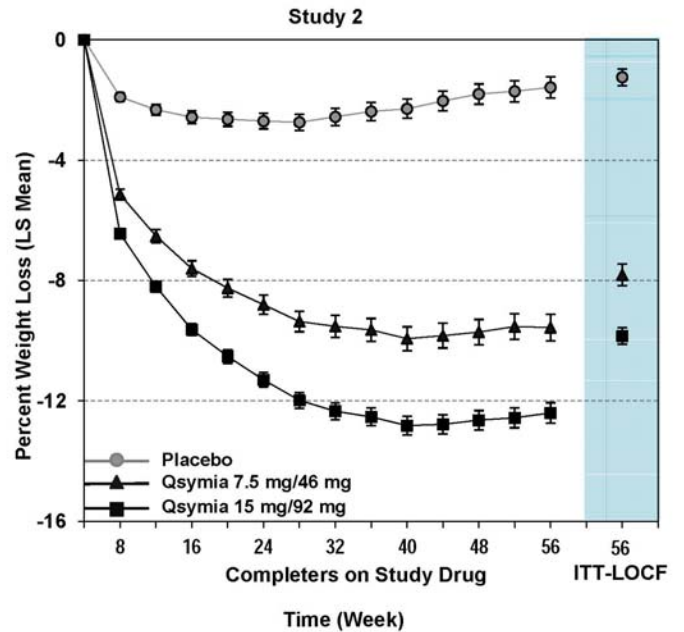
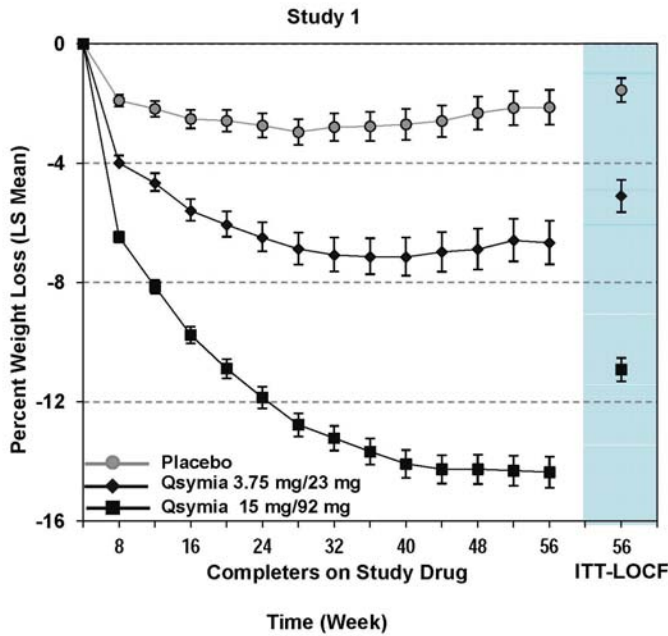
A substantial percentage of randomized patients withdrew from each study prior to week 56, 40% in Study 1, and 31% in Study 2.

[Table 9](#) provides the results for the weight loss at 1 year in Studies 1 and 2. After 1 year of treatment with Qsymia, all dose levels resulted in statistically significant weight loss compared to placebo ([Table 9](#), [Figures 1](#) and [2](#)). A statistically significant greater proportion of the patients randomized to Qsymia than placebo achieved 5% and 10% weight loss.

Table 9. Weight Loss at One Year in Study 1 and 2

Analysis Method	Study 1 (Obesity)			Study 2 (Overweight and Obese with Co-morbidities)		
	Placebo	Qsymia 3.75 mg/23 mg	Qsymia 15 mg/92 mg	Placebo	Qsymia 7.5 mg/46 mg	Qsymia 15 mg/92 mg
ITT-LOCF (Primary)*	n = 498	n = 234	n = 498	n = 979	n = 488	n = 981
Weight (kg)						
Baseline mean (SD)	115.7 (21.4)	118.6 (21.9)	115.2 (20.8)	103.3 (18.1)	102.8 (18.2)	103.1 (17.6)
% LS Mean Change from baseline (SE)**	-1.6 (0.4)	-5.1 (0.5) [†]	-10.9 (0.4) ^{†‡}	-1.2 (0.3)	-7.8 (0.4) [†]	-9.8 (0.3) ^{†‡}
Difference from placebo (95% CI)		3.5 (2.4-4.7)	9.4 (8.4-10.3)		6.6 (5.8-7.4)	8.6 (8.0-9.3)
Percentage of patients losing greater than or equal to 5% body weight	17%	45% [†]	67% ^{†‡}	21%	62% [†]	70% ^{†‡}
Risk Difference vs. placebo (95% CI)		27.6 (20.4-34.8)	49.4 (44.1-54.7)		41.3 (36.3-46.3)	49.2 (45.4-53.0)
Percentage of patients losing greater than or equal to 10% body weight	7%	19% [†]	47% ^{†‡}	7%	37% [†]	48% ^{†‡}
Risk Difference vs. placebo (95% CI)		11.4 (5.9-16.9)	39.8 (34.8-44.7)		29.9 (25.3-34.5)	40.3 (36.7-43.8)

SD=standard deviation; LS=least-squares; SE=standard error; CI=confidence interval
* Uses all available data from subjects in ITT population, including data collected from subjects who discontinued drug but remained on study. LOCF method used to impute missing data.
[†] p < 0.0001 vs. placebo based on least-squares (LS) mean from an analysis of covariance.
[‡] p < 0.01 vs. 3.75 mg/23 mg (Study 1) or 7.5 mg/46 mg (Study 2) dose.
Type 1 error was controlled across all pairwise treatment comparisons.
** Adjusted for baseline bodyweight (Study 1) and baseline bodyweight and diabetic status (Study 2)



$p < 0.0001$ for all three Qsymia doses vs placebo, and 15 mg/92 mg vs 7.5 mg/46 mg or 3.75 mg/23 mg at all time points for both completers and ITT-LOCF

Figure 1. Study 1 Percent Weight Change

Figure 2. Study 2 Percent Weight Change

The changes in cardiovascular, metabolic, and anthropometric risk factors associated with obesity from studies Study 1 and 2 are presented in Table 10 and 11. One year of therapy with Qsymia resulted in relative improvement over placebo in several risk factors associated with obesity with the exception of heart rate [see [Warnings and Precautions \(5.2\)](#)].

Table 10. Least-Squares (LS) Mean[†] Change from Baseline and Treatment Difference from Placebo in Risk Factors Following One Year of Treatment in Study 1 (Obesity)

Study 1 (Obesity)	Placebo (N=498)	Qsymia 3.75 mg/23 mg (N=234)	Qsymia 15 mg/92 mg (N=498)	Qsymia – Placebo: LS Mean	
				Qsymia 3.75 mg/23 mg	Qsymia 15 mg/92 mg
Heart rate, bpm					
Baseline mean (SD)	73.2 (8.8)	72.3 (9.2)	73.1 (9.6)		
LS Mean Change (SE)	-0.8 (0.5)	+0.3 (0.6)	+1.0 (0.5)	+1.1	+1.8
Systolic blood pressure, mmHg					
Baseline mean (SD)	121.9 (11.5)	122.5 (11.1)	121.9 (11.6)		
LS Mean Change (SE)	0.9 (0.6)	-1.8 (0.8)	-2.9 (0.6)	-2.8	-3.8
Diastolic blood pressure, mmHg					
Baseline mean (SD)	77.2 (7.9)	77.8 (7.5)	77.4 (7.7)		
LS Mean Change (SE)	0.4 (0.4)	-0.1 (0.6)	-1.5 (0.4)	-0.5	-1.9
Total Cholesterol, %					
Baseline mean (SD)	194.3 (36.7)	196.3 (36.5)	192.7 (33.8)		
LS Mean Change (SE)	-3.5 (0.6)	-5.4 (0.9)	-6.0 (0.6)	-1.9	-2.5
LDL-Cholesterol, %					
Baseline mean (SD)	120.9 (32.2)	122.8 (33.4)	120.0 (30.1)		
LS Mean Change (SE)	-5.5 (1.0)	-7.7 (1.3)	-8.4 (0.9)	-2.2	-2.8
HDL-Cholesterol, %					
Baseline mean (SD)	49.5 (13.3)	50.0 (11.1)	49.7 (11.7)		
LS Mean Change (SE)	+0.0 (0.8)	+0.5 (1.1)	+3.5 (0.8)	+0.5	+3.5
Triglycerides, %					
Baseline mean (SD)	119.0 (39.3)	117.5 (40.3)	114.6 (37.1)		
LS Mean Change (SE)	+9.1 (2.3)	+5.2 (3.1)	-5.2 (2.2)	-3.9	-14.3
Fasting glucose, mg/dL					
Baseline mean (SD)	93.1 (8.7)	93.9 (9.2)	93.0 (9.5)		
LS Mean Change (SE)	+1.9 (0.5)	+0.8 (0.7)	-0.6 (0.5)	-1.2	-2.5
Waist Circumference, cm					
Baseline mean (SD)	120.5 (14.0)	121.5 (15.2)	120.0 (14.7)		
LS Mean Change (SE)	-3.1 (0.5)	-5.6 (0.6)	-10.9 (0.5)	-2.5*	-7.8*

SD=standard deviation; SE=standard error

* Statistically significant versus placebo based on the pre-specified method for controlling Type I error across multiple doses

† Study 1 adjusted for baseline bodyweight

Table 11. Least-Squares (LS) Mean* Change from Baseline and Treatment Difference from Placebo in Risk Factors Following One Year of Treatment in Study 2 (Overweight and Obese with Comorbidities)

Study 2 (Overweight and Obese with Comorbidities)	Placebo (N=979)	Qsymia 7.5 mg/46 mg (N=488)	Qsymia 15 mg/92 mg (N=981)	Qsymia – Placebo: LS Mean	
				Qsymia 7.5 mg/46 mg	Qsymia 15 mg/92 mg
Heart rate, bpm					
Baseline mean (SD)	72.1 (9.9)	72.2 (10.1)	72.6 (10.1)		
LS Mean Change (SE)	-0.3 (0.3)	+0.3 (0.4)	+1.4 (0.3)	+0.6	+1.7
Systolic Blood Pressure, mmHg					
Baseline mean (SD)	128.9 (13.5)	128.5 (13.6)	127.9 (13.4)		
LS Mean Change (SE)	-2.4 (0.48)	-4.7 (0.63)	-5.6 (0.5)	-2.3	-3.2
Diastolic Blood Pressure, mmHg					
Baseline mean (SD)	81.1 (9.2)	80.6 (8.7)	80.2 (9.1)		
LS Mean Change (SE)	-2.7 (0.3)	-3.4 (0.4)	-3.8 (0.3)	-0.7	-1.1
Total Cholesterol, %					
Baseline mean (SD)	205.8 (41.7)	201.0 (37.9)	205.4 (40.4)		
LS Mean Change (SE)	-3.3 (0.5)	-4.9 (0.7)	-6.3 (0.5)	-1.6	-3.0
LDL-Cholesterol, %					
Baseline mean (SD)	124.2 (36.2)	120.3 (33.7)	123.9 (35.6)		
LS Mean Change (SE)	-4.1 (0.9)	-3.7 (1.1)	-6.9 (0.9)	+0.4	-2.8
HDL-Cholesterol, %					
Baseline mean (SD)	48.9 (13.8)	48.5 (12.8)	49.1 (13.8)		
LS Mean Change (SE)	+1.2 (0.7)	+5.2 (0.9)	+6.8 (0.7)	+4.0	+5.6
Triglycerides, %					
Baseline mean (SD)	163.5 (76.3)	161.1 (72.2)	161.9 (73.4)		
LS Mean Change (SE)	+4.7 (1.7)	-8.6 (2.2)	-10.6 (1.7)	-13.3	-15.3
Fasting Insulin, (µIU/mL)					
Baseline mean (SD)	17.8 (13.2)	18.0 (12.9)	18.4 (17.5)		
LS Mean Change (SE)	+0.7 (0.8)	-3.5 (1.1)	-4.0 (0.8)	-4.2	-4.7
Fasting glucose, mg/dL					
Baseline mean (SD)	106.6 (23.7)	106.2 (21.0)	105.7 (21.4)		
LS Mean Change (SE)	+2.3 (0.6)	-0.1 (0.8)	-1.3 (0.6)	-2.4	-3.6
Waist Circumference, cm					
Baseline mean (SD)	113.4 (12.2)	112.7 (12.4)	113.2 (12.2)		
LS Mean Change (SE)	-2.4 (0.3)	-7.6 (0.4)	-9.2 (0.3)	-5.2*	-6.8*

SD=standard deviation; SE=standard error

* Statistically significant versus placebo based on the pre-specified method for controlling Type I error across multiple doses

† Study 2 adjusted for baseline bodyweight and diabetic status

Among the 388 subjects with type 2 diabetes treated in study 2, reductions in HbA1c from baseline (6.8%) were 0.1% for placebo compared to 0.4% and 0.4% with Qsymia 7.5 mg/46 mg and Qsymia 15 mg/92 mg, respectively. [see [Warnings and Precautions \(5.9\)](#)].

16 HOW SUPPLIED/STORAGE AND HANDLING

Qsymia is available as phentermine hydrochloride (as the free base)/topiramate extended-release gelatin capsules in the following strengths and colors:

- 3.75 mg/23 mg [Purple cap imprinted with VIVUS, Purple body imprinted with 3.75/23]
- 7.5 mg/46 mg [Purple cap imprinted with VIVUS, Yellow body imprinted with 7.5/46]
- 11.25 mg/69 mg [Yellow cap imprinted with VIVUS, Yellow body imprinted with 11.25/69]
- 15 mg/92 mg [Yellow cap imprinted with VIVUS, White body imprinted with 15/92]

The capsules are supplied as follows:

Strength		NDC Code
Unit of Use Bottle (14 capsules)	3.75 mg/23 mg capsules	62541-201-14
Unit of Use Bottle (30 capsules)	3.75 mg/23 mg capsules	62541-201-30
Unit of Use Bottle (30 capsules)	7.5 mg/46 mg capsules	62541-202-30
Unit of Use Bottle (30 capsules)	15 mg/92 mg capsules	62541-204-30
Pharmacy Bottle (30 capsules)	11.25 mg/69 mg capsules	62541-203-30

Store at controlled room temperature, 15 to 25°C (59 to 77°F). Keep container tightly closed and protect from moisture.

17 PATIENT COUNSELING INFORMATION

See FDA-approved patient labeling (Medication Guide).

Advise patients of the following:

Adjunctive Treatment

Qsymia is indicated for chronic weight management in conjunction with a reduced-calorie diet and increased physical activity.

Access to Qsymia

Qsymia is only available through certified pharmacies that are enrolled in the Qsymia certified pharmacy network. Advise patients on how to access Qsymia through certified pharmacies. Additional information may be obtained via the website www.QsymiaREMS.com or by telephone at 1-888-998-4887.

Concomitant Use with Other Products

Advise patients to tell healthcare provider(s) about all medications, nutritional supplements, and vitamins (including any weight loss products) that are being taken or may be taken while on Qsymia.

Females of Reproductive Potential

Qsymia can cause fetal harm and patients should avoid getting pregnant while taking Qsymia [*see Warnings and Precautions (5.1)*]

- Pregnancy testing is recommended before starting Qsymia and monthly thereafter during therapy.
- Advise patients about effective methods of contraception, as well as the importance of using effective contraception consistently during Qsymia therapy. Advise females who become pregnant during Qsymia therapy to stop Qsymia immediately and tell their healthcare provider(s).

Nursing Mothers

Either discontinue nursing or discontinue Qsymia [see *Use in Specific Populations (8.3)*].

Elevation in Heart Rate

- Qsymia can increase resting heart rate [see *Warnings and Precautions (5.2)*].
- Advise patients to report symptoms of sustained periods of heart pounding or racing while at rest to their health care provider(s)

Suicidal Behavior and Ideation; Changes in Mood or Depression

Qsymia can increase the risk of mood changes, depression, and suicidal ideation [see *Warnings and Precautions (5.5)*].

- Advise patients to tell their healthcare provider(s) immediately if mood changes, depression, and suicidal ideation occur.

Acute Angle Closure Glaucoma

Qsymia can increase the risk of acute myopia and secondary angle closure glaucoma [see *Warnings and Precautions (5.4)*].

- Advise patients to report symptoms of severe and persistent eye pain or significant changes in their vision to their healthcare provider(s).

Cognitive Adverse Reactions

Qsymia can cause dizziness, confusion, concentration and word-finding difficulties, or visual changes [see *Warnings and Precautions (5.6)*].

- Advise patients to tell their healthcare provider(s) about any changes in attention, concentration, memory, and/or difficulty finding words.
- Advise patients not to drive or operate machinery until they have gained sufficient experience on Qsymia to gauge whether it adversely affects their mental performance, motor performance, and/or vision.

Metabolic Acidosis

Qsymia can increase the risk of metabolic acidosis [see *Warnings and Precautions (5.7)*].

- Advise patients to tell their healthcare provider(s) about any factors that can increase the risk of acidosis (e.g. prolonged diarrhea, surgery, and high protein/low carbohydrate diet, and/or concomitant medications such as carbonic anhydrase inhibitors).

Hypoglycemia in Patients with Type 2 Diabetes Mellitus on Anti-diabetic Therapy

Weight loss may increase the risk of hypoglycemia in patients with type 2 diabetes mellitus treated with insulin and/or insulin secretagogues (e.g., sulfonylureas) [see *Warnings and Precautions (5.9)*].

- Advise patients with type 2 diabetes mellitus on anti-diabetic therapy to monitor their blood glucose levels and report symptoms of hypoglycemia to their healthcare provider(s)

CNS Depression with Concomitant CNS Depressants including Alcohol

The concomitant use of alcohol or central nervous system (CNS) depressant drugs (e.g., barbiturates, benzodiazepines, and sleep medications) with phentermine or topiramate may potentiate CNS depression or other centrally mediated effects of these agents, such as dizziness, cognitive adverse reactions, drowsiness, light-headedness, impaired coordination and somnolence [see *Warnings and Precautions (5.11)*].

- Advise patients not to drink alcohol while taking Qsymia.

Potential Seizures with Abrupt Withdrawal of Qsymia

Abrupt withdrawal of topiramate, a component of Qsymia, has been associated with seizures in individuals without a history of seizures or epilepsy.

- Advise patients not to abruptly stop Qsymia without first talking to their healthcare provider(s) [see *Dosage and Administration (2.1)*]

Kidney stones

Use of Qsymia has been associated with kidney stone formation [see *Warnings and Precautions (5.15)* and *Adverse Reactions (6.1)*].

- Advise patients to increase fluid intake to increase urinary output which can decrease the concentration of substances involved in kidney stone formation.
- Advise patients to report symptoms of severe side or back pain, and/or blood in their urine to their healthcare provider(s).

Oligohidrosis and Hyperthermia

Oligohidrosis (decreased sweating) has been reported in association with the use of topiramate, a component of Qsymia. Decreased sweating and an elevation in body temperature above normal characterized these cases.

- Advise patients to monitor for decreased sweating and increased body temperature during physical activity, especially in hot weather.



Manufactured for VIVUS Inc. by Catalent Pharma Solutions, LLC
1100 Enterprise Drive
Winchester, KY 40391

©2012, VIVUS, Inc. All rights reserved.

07/2012

VIVUS, Inc
1172 Castro Street
Mountain View, CA 94040 USA

US Patent Numbers: 7,056,890 and 7,553,818

Qsymia is a trademark of VIVUS, Inc.
©2012, VIVUS, Inc.