

HIGHLIGHTS OF PRESCRIBING INFORMATION

These highlights do not include all the information needed to use AEROSPAN™ safely and effectively. See full prescribing information for AEROSPAN™.

AEROSPAN™ (flunisolide) inhalation aerosol
Initial U.S. Approval: 1981

INDICATIONS AND USAGE

AEROSPAN is an inhaled corticosteroid indicated for

- Maintenance treatment of asthma as prophylactic therapy in adult and pediatric patients 6 years of age and older (1)
- Asthma patients requiring oral corticosteroid therapy, where adding AEROSPAN inhalation aerosol may reduce or eliminate the need for oral corticosteroids (1)

Limitations of Use: Aerospan is NOT indicated for the relief of acute bronchospasm or in children less than 6 years of age. (1)

DOSAGE AND ADMINISTRATION

For oral inhalation only. Inhaler includes a built-in spacer. Do not use with external spacers or holding chambers. (2)

- Adults and adolescents (12 years of age and older): The recommended starting dose is 160 mcg twice daily. Do not exceed 320 mcg twice daily. (2)
- Children (6 to 11 years): The recommended starting dose is 80 mcg twice daily. Do not exceed 160 mcg twice daily. Administer under adult supervision. (2)

DOSAGE FORMS AND STRENGTHS

- Inhalation Aerosol, 60 or 120 metered 80 mcg-doses (3)

CONTRAINDICATIONS

- Primary treatment of status asthmaticus or other acute episodes of asthma where intensive measures are required (4)

WARNINGS AND PRECAUTIONS

- Fungal infection of the mouth and pharynx. Monitor patients periodically for signs of adverse effects on the oral cavity. Advise patients to rinse mouth following inhalation. (5.1)
- Immunosuppression: Potential worsening of existing tuberculosis; fungal, bacterial, viral, or parasitic infection; or ocular herpes simplex. More serious or even fatal course of chickenpox or measles in susceptible patients. Use caution in patients with above because of the potential for worsening of these infections. (5.3)
- Transferring patients from systemic corticosteroids: Risk of impaired adrenal function when transferring from oral steroids. Taper patients slowly from systemic corticosteroids if transferring to AEROSPAN. (5.4)
- Hypercorticism and adrenal suppression: May occur with very high dosages or at the regular dosage in susceptible individuals. If such changes occur, discontinue AEROSPAN slowly. (5.5)
- Decreases in bone mineral density: Assess bone mineral density initially and periodically thereafter in patients at risk. (5.6)
- Effect on growth: Monitor growth of children. (5.7)
- Glaucoma and cataracts: Close monitoring is warranted. (5.8)
- Paradoxical bronchospasm immediately after dosing: Treat bronchospasm immediately with a fast acting bronchodilator, and discontinue use of AEROSPAN. (5.9)

ADVERSE REACTIONS

The most common adverse reactions are pharyngitis, rhinitis, headache, sinusitis, and increased cough. (6.1)

To report SUSPECTED ADVERSE REACTIONS, contact Acton Pharmaceuticals, Inc. at 855-653-6325 or FDA at 1-800-FDA-1088 or www.fda.gov/medwatch.

See 17 for PATIENT COUNSELING INFORMATION and FDA-approved patient labeling.

Revised: 08/2013

FULL PRESCRIBING INFORMATION: CONTENTS*

- 1 INDICATIONS AND USAGE
- 2 DOSAGE AND ADMINISTRATION
- 3 DOSAGE FORMS AND STRENGTHS
- 4 CONTRAINDICATIONS
- 5 WARNINGS AND PRECAUTIONS
 - 5.1 Local Infections
 - 5.2 Acute Asthma Episodes
 - 5.3 Immunosuppression
 - 5.4 Transfer from Systemic Corticosteroids
 - 5.5 Hypercorticism and Adrenal Suppression
 - 5.6 Reduction in Bone Mineral Density
 - 5.7 Effects on Growth
 - 5.8 Glaucoma and Cataracts
 - 5.9 Paradoxical Bronchospasm
- 6 ADVERSE REACTIONS
 - 6.1 Clinical Trials Experience
 - 6.2 Adverse Reactions from Other Sources
- 8 USE IN SPECIFIC POPULATIONS
 - 8.1 Pregnancy
 - 8.3 Nursing Mothers
 - 8.4 Pediatric Use
 - 8.5 Geriatric Use

- 10 OVERDOSAGE
- 11 DESCRIPTION
- 12 CLINICAL PHARMACOLOGY
 - 12.1 Mechanism of Action
 - 12.2 Pharmacodynamics
 - 12.3 Pharmacokinetics
- 13 NONCLINICAL TOXICOLOGY
 - 13.1 Carcinogenesis, Mutagenesis, Impairment of Fertility
- 14 CLINICAL STUDIES
 - 14.1 Adult and Adolescent Patients 12 Years of Age and Older
 - 14.2 Pediatric Patients 4 to 11 Years of Age
- 16 HOW SUPPLIED/STORAGE AND HANDLING
- 17 PATIENT COUNSELING INFORMATION

*Sections or subsections omitted from the full prescribing information are not listed.

FULL PRESCRIBING INFORMATION

1 INDICATIONS AND USAGE

AEROSPAN Inhalation Aerosol is indicated for the maintenance treatment of asthma as prophylactic therapy in adult and pediatric patients 6 years of age and older. AEROSPAN Inhalation Aerosol is also indicated for asthma patients requiring oral corticosteroid therapy, where adding AEROSPAN Inhalation Aerosol may reduce or eliminate the need for oral corticosteroids.

Important Limitations of Use

AEROSPAN Inhalation Aerosol is NOT indicated for the relief of acute bronchospasm.

AEROSPAN Inhalation Aerosol is NOT indicated in children less than 6 years of age.

2 DOSAGE AND ADMINISTRATION

AEROSPAN Inhalation Aerosol should be administered by the orally inhaled route in asthmatic patients aged 6 years and older. This product contains a built-in spacer. Do not use with any external spacer or holding chamber devices. Instruct patients to prepare the inhaler for use by pulling the built-in purple actuator out from the gray spacer and snapping into an “L” shape prior to use. Pediatric patients should administer this product under adult supervision.

The onset and degree of symptom relief with orally inhaled corticosteroids is usually apparent within 2-4 weeks after the start of treatment, and varies with individual patients. The time to improvement in asthma control was not evaluated in clinical studies with AEROSPAN Inhalation Aerosol. For patients who do not respond adequately to the starting dose after 3-4 weeks of therapy, higher doses may provide additional asthma control. The safety and efficacy of AEROSPAN Inhalation Aerosol when administered in excess of recommended doses have not been established.

The recommended starting dosage and the highest recommended dosage of AEROSPAN Inhalation Aerosol are listed in Table 1.

Table 1. Recommended Doses of AEROSPAN Inhalation Aerosol

Note: In all patients it is desirable to titrate to the lowest effective dose once asthma stability is achieved.

Age Group	Recommended Starting Dose	Highest Recommended Dose
Adults and Adolescents 12 years of age and older†	160 mcg twice daily	320 mg twice daily*
Children 6 to 11 years†	80 mcg twice daily	160 mcg twice daily*
* Higher doses have not been studied.		

† **For Patients Currently Receiving Chronic Oral Corticosteroid Therapy:** Clinical studies with AEROSPAN Inhalation Aerosol did not evaluate patients on oral corticosteroids. However, clinical studies with therapeutic doses of flunisolide CFC inhalation aerosol did show efficacy in the management of asthmatics dependent or maintained on systemic corticosteroids. Reduce the dose of prednisone no faster than 2.5 mg/day on a weekly basis, beginning after at least 1 week of therapy with AEROSPAN. Monitor patients carefully for signs of asthma instability, including serial objective measures of airflow, and for signs of adrenal insufficiency during steroid taper and following discontinuation of oral corticosteroid therapy [see *Warnings and Precautions (5.4)*].

3 DOSAGE FORMS AND STRENGTHS

AEROSPAN is an inhalation aerosol in a pressurized metered dose inhaler with a built in spacer that delivers 60 or 120 metered 80 mcg doses.

4 CONTRAINDICATIONS

AEROSPAN Inhalation Aerosol is contraindicated in the following conditions:

Primary treatment of status asthmaticus or other acute episodes of asthma where intensive measures are required.

5 WARNINGS AND PRECAUTIONS

5.1 Local Infections

In clinical studies with flunisolide, localized infections with *Candida albicans* or *Aspergillus niger* have occurred in the mouth and pharynx and occasionally in the larynx. If oropharyngeal candidiasis develops, treat with appropriate local or systemic (i.e., oral) antifungal therapy while still continuing with AEROSPAN Inhalation Aerosol therapy, but at times therapy with AEROSPAN Inhalation Aerosol may need to be temporarily interrupted under close medical supervision. Rinsing the mouth after inhalation is advised. [see *Adverse Reactions (6.1)*].

5.2 Acute Asthma Episodes

AEROSPAN Inhalation Aerosol is not a bronchodilator and is not indicated for rapid relief of bronchospasm. Instruct patients to contact their physician immediately when episodes of asthma that are not responsive to bronchodilators occur during the course of treatment with AEROSPAN Inhalation Aerosol. During such episodes, patients may require therapy with systemic corticosteroids.

5.3 Immunosuppression

Patients who are using drugs that suppress the immune system are more susceptible to infections than healthy individuals. Chickenpox and measles, for example, can have a more serious or even fatal course in non-immune children or adults on corticosteroids. In such children or adults who have not had these diseases or been properly immunized, particular care should be taken to avoid exposure. How the dose, route, and duration of corticosteroid administration affects the risk of developing a disseminated infection is not known. The contribution of the underlying disease and prior corticosteroid treatment to the risk is also not known. If a patient is exposed to

chickenpox, prophylaxis with varicella-zoster immune globulin (VZIG) may be indicated. If a patient is exposed to measles, prophylaxis with pooled intramuscular immunoglobulin (IG) may be indicated. (See the respective package inserts for complete VZIG and IG prescribing information.) If chickenpox develops, treatment with antiviral agents may be considered.

Because of the potential for worsening infections, use inhaled corticosteroids with caution, if at all, in patients with untreated active or quiescent tuberculosis infection of the respiratory tract; untreated systemic fungal, bacterial, parasitic or viral infections; or ocular herpes simplex.

5.4 Transfer from Systemic Corticosteroids

Particular care is needed in patients who are transferred from systemically active corticosteroids to AEROSPAN Inhalation Aerosol because deaths due to adrenal insufficiency have occurred in asthmatic patients during and after transfer from systemic corticosteroids to less systemically available inhaled corticosteroids. After withdrawal from systemic corticosteroids, a number of months are required for recovery of hypothalamic-pituitary-adrenal (HPA) function.

Patients who have been previously maintained on 20 mg or more per day of prednisone (or its equivalent) may be most susceptible, particularly when their systemic corticosteroids have been almost completely withdrawn. During this period of HPA suppression, patients may exhibit signs and symptoms of adrenal insufficiency when exposed to trauma, surgery or infections (particularly gastroenteritis) or other conditions associated with severe electrolyte loss. Although AEROSPAN Inhalation Aerosol may provide control of asthmatic symptoms during these episodes, in recommended doses it supplies less than the physiologic amounts of glucocorticoid (cortisol) systemically and does NOT provide the mineralocorticoid activity that is necessary for coping with these emergencies.

During periods of stress or a severe asthmatic attack, patients who have been withdrawn from systemic corticosteroids should be instructed to resume systemic steroids immediately and to contact their physician for further instruction. Instruct these patients to carry a warning card indicating that they may need supplementary systemic steroids during periods of stress or a severe asthma attack.

Wean patients requiring oral corticosteroids slowly from systemic corticosteroid use after transferring to AEROSPAN Inhalation Aerosol. Prednisone reduction can be accomplished by reducing the daily prednisone dose by 2.5 mg/day on a weekly basis [*see Dosage and Administration (2)*]. Lung function (forced expiratory volume in one second [FEV₁] or morning peak expiratory flow rate [AM PEF]), beta-agonist use, and asthma symptoms should be carefully monitored during withdrawal of oral corticosteroids. In addition to monitoring asthma signs and symptoms, observe patients for signs and symptoms of adrenal insufficiency such as fatigue, lassitude, weakness, nausea and vomiting, and hypotension.

Transfer of patients from systemic corticosteroid therapy to AEROSPAN Inhalation Aerosol may unmask allergic conditions previously suppressed by the systemic corticosteroid therapy, e.g. rhinitis, conjunctivitis, eczema, arthritis, and eosinophilic conditions.

During withdrawal from oral corticosteroids, some patients may experience symptoms of systemically active corticosteroid withdrawal, e.g., joint or muscular pain, lassitude and depression, despite maintenance or even improvement of respiratory function.

5.5 Hypercorticism and Adrenal Suppression

In responsive patients, flunisolide may permit control of asthmatic symptoms with less suppression of HPA axis function than therapeutically equivalent oral doses of prednisone. Since flunisolide is absorbed into the circulation and can be systemically active, the beneficial effects of AEROSPAN Inhalation Aerosol in minimizing or preventing HPA axis dysfunction may be expected only when recommended dosages are not exceeded and individual patients are titrated to the lowest effective dose. Since individual sensitivity to effects on cortisol production exists, physicians should consider this information when prescribing AEROSPAN Inhalation Aerosol.

Because of the possibility of systemic absorption of inhaled corticosteroids, observe patients treated with AEROSPAN Inhalation Aerosol carefully for any evidence of systemic corticosteroid effects. Particular care should be taken in observing patients post-operatively or during periods of stress for evidence of inadequate adrenal response.

It is possible that systemic corticosteroid effects such as hypercorticism and adrenal suppression may appear in a small number of patients, particularly at higher doses. If such changes occur, reduce the AEROSPAN Inhalation Aerosol dose slowly, consistent with accepted procedures for management of asthma symptoms and for tapering of systemic corticosteroids.

5.6 Reduction in Bone Mineral Density

Decreases in bone mineral density (BMD) have been observed with long-term administration of products containing inhaled corticosteroids, including flunisolide. The clinical significance of small changes in BMD with regard to long-term outcomes is unknown. Monitor patients with major risk factors for decreased bone mineral content, such as prolonged immobilization, family history of osteoporosis, postmenopausal status, tobacco use, advanced age, poor nutrition, or chronic use of drugs that can reduce bone mass (e.g., anticonvulsants and corticosteroids) and treat with established standards of care.

5.7 Effects on Growth

Orally inhaled corticosteroids, including flunisolide, may cause a reduction in growth velocity when administered to pediatric patients [*see Use in Specific Populations (8.4)*]. Monitor the growth of children and adolescents receiving AEROSPAN Inhalation Aerosol. To minimize the systemic effects of orally inhaled corticosteroids, including AEROSPAN Inhalation Aerosol, each titrate each patient to his/her lowest effective dose [*see Dosage and Administration (2)*].

5.8 Glaucoma and Cataracts

Glaucoma, increased intraocular pressure, and cataracts have been reported in patients following the long-term administration of inhaled corticosteroids, including flunisolide. Monitor patients closely, especially patients with a change in vision or with a history of increased intraocular pressure, glaucoma, or cataracts.

5.9 Paradoxical Bronchospasm

As with other inhaled asthma medications, bronchospasm may occur with an immediate increase in wheezing after dosing. If bronchospasm occurs following dosing with AEROSPAN Inhalation Aerosol, treat immediately with a fast-acting inhaled bronchodilator. Discontinue treatment with AEROSPAN Inhalation Aerosol immediately and institute alternative therapy.

6 ADVERSE REACTIONS

Systemic and local corticosteroid use may result in the following:

- *Candida albicans* infection [see *Warnings and Precautions (5.1)*]
- Immunosuppression, increased risk of infections [see *Warnings and Precautions (5.3)*]
- Hypercorticism and adrenal suppression [see *Warnings and Precautions (5.5)*]
- Reduction in bone mineral density [see *Warnings and Precautions (5.6)*]
- Effects on growth [see *Warnings and Precautions (5.7)*]
- Glaucoma, increased intraocular pressure and cataracts [see *Warnings and Precautions (5.8)*]
- Bronchospasm [see *Warnings and Precautions (5.9)*]

6.1 Clinical Trials Experience

Because clinical trials are conducted under widely varying conditions, adverse reaction rates observed in the clinical trials of a drug cannot be directly compared to rates in the clinical trials of another drug and may not reflect the rates observed in practice.

The following table shows the adverse reactions that were reported in patients previously receiving bronchodilators and/or orally inhaled corticosteroids in two double-blind, placebo- controlled US clinical trials, in which 519 adult and pediatric patients age 4-78 years (279 males and 240 females) were treated with the AEROSPAN Inhalation Aerosol (80 mcg to 320 mcg twice daily for 12 weeks) or placebo. The mean duration of exposure was 76.7, 78.2, 80.5, and 69.4 days for AEROSPAN Inhalation Aerosol 80 mcg, 160 mcg, 320 mcg, and placebo, all dosed twice daily, respectively. The table includes all reactions that occurred at a rate of >3% in any AEROSPAN Inhalation Aerosol group. In considering these data, the increased average duration of exposure for AEROSPAN Inhalation Aerosol patients should be taken into account, compared with placebo-treated patients.

Adverse Reactions with >3% incidence reported in controlled clinical studies with AEROSPAN Inhalation Aerosol (% of patients)				
ADVERSE REACTION	PLACEBO (n = 220)	AEROSPAN Inhalation Aerosol		
		80 MCG (n = 189)	160 MCG (n = 217)	320 MCG (n = 113)
BODY AS A WHOLE				
Headache	12.7	9.0	13.8	8.8
Allergic Reaction	2.3	4.2	4.6	4.4
Infection, Bacterial	0.9	3.7	0.9	0.9
DIGESTIVE SYSTEM				
Vomiting	4.1	4.2	4.6	0.0
Dyspepsia	1.4	2.1	3.2	3.5
RESPIRATORY SYSTEM				
Pharyngitis	13.2	17.5	16.6	16.8
Rhinitis	10.0	9.0	15.7	3.5
Cough Increased	7.7	8.5	5.5	1.8
Sinusitis	5.5	7.4	4.1	8.8
Epistaxis	0.9	3.2	0.9	0.0
UROGENITAL SYSTEM				
Urinary Tract Infection	0.5	1.1	0.9	3.5

The following other adverse reactions occurred in patients in these clinical trials using AEROSPAN Inhalation Aerosol with an incidence of 1 to 3% and were more common in AEROSPAN Inhalation Aerosol than in the placebo group.

Body As A Whole: abdominal pain, chest pain, infection, neck pain

Digestive System: diarrhea, gastroenteritis, nausea, oral moniliasis

Metabolic And Nutritional Disorders: edema

Musculoskeletal System: myalgia

Nervous System: dizziness, insomnia, migraine *Respiratory*

System: bronchitis, laryngitis, voice alteration *Skin And*

Appendages: erythema multiforme

Special Senses: conjunctivitis, ear pain, taste perversion

Urogenital System: dysmenorrhea, vaginitis

Long-Term Clinical Trials

Two 52-week open label safety trials of AEROSPAN Inhalation Aerosol were conducted in 162 asthma patients 12 to 60 years of age and in 152 asthma patients 4 to 11 years of age. The adverse reaction profile exhibited in these trials was similar to that seen in the two 12-week studies.

6.2 Adverse Reactions from Other Sources

The following additional adverse reactions were derived from clinical trials conducted with flunisolide CFC inhalation aerosol with a frequency of $\geq 1\%$ and not described above:

Body as a Whole: flu, decreased appetite, chills, increased appetite, weight gain, malaise, peripheral edema, sweating, weakness

Gastrointestinal System: upset stomach, heartburn, constipation, gas, abdominal fullness

Cardiovascular System: palpitations, hypertension, tachycardia

Nervous System: headache, irritability, shakiness, anxiety, depression, faintness, fatigue, hyperactivity, hypoactivity, moodiness, numbness, vertigo

Respiratory System: cold symptoms, nasal congestion, upper respiratory tract infection, chest congestion, hoarseness, runny nose, sinus congestion, sinus drainage, sinus infection, sneezing, sputum, wheezing, chest tightness, bronchospasm, dyspnea, head stuffiness, nasal irritation, pleurisy, pneumonia, sinus discomfort

Skin and Appendages: eczema, pruritus, acne, urticaria

Special Senses: loss of smell, loss of taste, ear infection, blurred vision, eye discomfort, eye infection

Hemic and Lymph: capillary fragility, enlarged lymph nodes

Mouth and Throat: sore throat, dry throat, glossitis, mouth irritation, phlegm, throat irritation

8 USE IN SPECIFIC POPULATIONS

8.1 Pregnancy

Pregnancy Category C. There are no adequate and well-controlled studies of flunisolide in pregnant women. AEROSPAN Inhalation Aerosol should be used during pregnancy only if the potential benefit justifies the potential risk to the fetus.

As with other corticosteroids, flunisolide has been shown to be teratogenic and fetotoxic in rabbits and rats at approximately 1 and 3 times the maximum recommended daily inhalation dose on a mg/m^2 basis, respectively (doses of 40 and 200 $\text{mcg}/\text{kg}/\text{day}$, respectively).

Experience with oral corticosteroids since their introduction in pharmacologic, as opposed to physiological, doses suggests that rodents are more prone to teratogenic effects from corticosteroids than humans.

Nonteratogenic Effects

Hypoadrenalism may occur in infants born of mothers receiving corticosteroids during pregnancy. Such infants should be carefully monitored.

8.3 Nursing Mothers

It is not known whether flunisolide is excreted in human milk. Because other corticosteroids are excreted in human milk, caution should be exercised when AEROSPAN Inhalation Aerosol is administered to nursing women.

8.4 Pediatric Use

The safety and effectiveness of AEROSPAN Inhalation Aerosol has been studied in children 4- 17 years of age. In clinical studies, the efficacy of AEROSPAN Inhalation Aerosol was not established in children 4-5 years of age, although the adverse reaction profile observed in patients exposed to AEROSPAN Inhalation Aerosol was similar between the 4-5 year age group (n=21), the 6-11 year age group (n=210), the 12-17 year age group (n=30), and those patients 18 years of age and older (n=258). The safety and effectiveness of AEROSPAN Inhalation Aerosol has not been studied in patients less than 4 years of age.

Effects on Growth

Controlled clinical studies have shown that orally inhaled corticosteroids may cause a reduction in growth velocity in pediatric patients. In these studies, the mean reduction in growth velocity was approximately one cm per year (range 0.3 to 1.8 cm per year) and appears to depend upon the dose and duration of exposure. This effect was observed in the absence of laboratory evidence of hypothalamic-pituitary-adrenal (HPA) axis suppression, suggesting that growth velocity is a more sensitive indicator of systemic corticosteroid exposure in pediatric patients than some commonly used tests of HPA axis function. The long-term effects of this reduction in growth velocity associated with orally inhaled corticosteroids, including the impact on final adult height, are unknown. The potential for “catch up” growth following discontinuation of treatment with orally inhaled corticosteroids has not been adequately studied. The growth of pediatric patients receiving orally inhaled corticosteroids, including AEROSPAN Inhalation Aerosol, should be monitored routinely (e.g., via stadiometry). The potential growth effects of prolonged treatment should be weighed against clinical benefits obtained and the risks/benefits of treatment alternatives. To minimize the systemic effects of orally inhaled corticosteroids, including AEROSPAN Inhalation Aerosol, each patient should be titrated to the lowest dose that effectively controls his/her symptoms.

The potential effect of AEROSPAN on growth rates in children was assessed in a 52 week randomized, placebo controlled study conducted in 242 prepubescent children age 4 to 9.5 years (145 males, 97 females) with mild persistent asthma. Treatment groups were AEROSPAN 160 mcg twice daily and placebo. Growth velocity was estimated for each patient using the slope of the linear regression of height over time using observed data in the intent to treat population who had at least 3 height measurements. The mean growth velocities were 6.19 cm/year in the placebo group and 6.01 cm/year in the AEROSPAN treated group (difference from placebo -0.17 cm/year; 95% CI: -0.58, 0.24).

8.5 Geriatric Use

Clinical studies of AEROSPAN Inhalation Aerosol included 21 patients 65 to 78 years of age exposed to AEROSPAN Inhalation Aerosol. These studies did not include sufficient numbers of

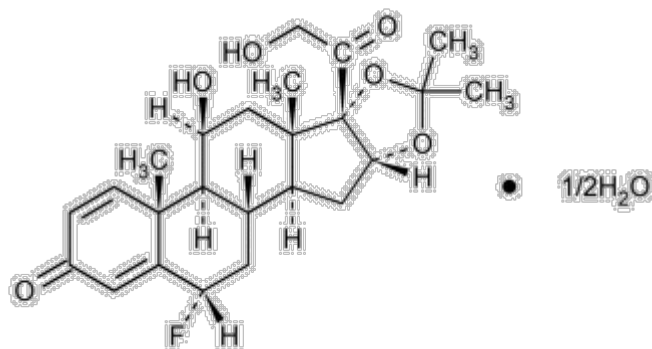
patients aged 65 years and over to determine whether they respond differently from younger patients. In general, dose selection for an elderly patient should be cautious, usually starting at the low end of the dosing range, reflecting the greater frequency of decreased hepatic, renal, or cardiac function, and of concomitant disease or other drug therapy.

10 OVERDOSAGE

In a double-blind, placebo-controlled study, 18 mg of flunisolide was administered via the CFC formulation over a three-hour period (nine times the maximum labeled daily dose) in 94 patients with acute asthma, and no clinically deleterious effects were observed.

11 DESCRIPTION

Flunisolide, the active component of AEROSPAN™ (flunisolide) Inhalation Aerosol, is a corticosteroid having the chemical name 6 α -Fluoro-11 β , 16 α , 17, 21 –tetrahydroxypregna-1, 4-diene-3, 20-dione cyclic-16, 17-acetal with acetone, hemihydrate and the following chemical structure:



Flunisolide

Flunisolide is a white to creamy white crystalline powder with a molecular weight of 443.51 and an empirical formula of C₂₄H₃₁O₆F · 1/2 H₂O. It is soluble in acetone, ethyl alcohol and HFA- 134a and practically insoluble in water.

AEROSPAN Inhalation Aerosol is a pressurized, metered-dose inhaler unit intended for oral inhalation only. The inhaler unit consists of a metal canister, a purple actuator, and a built-in gray spacer. Each unit contains a 0.24 % w/w solution of flunisolide in 10:90 w/w ethanol:1,1,1,2-tetrafluoroethane (HFA 134a). After priming, each actuation delivers 139 mcg of flunisolide in 58 mg of solution from the canister valve and 80 mcg of flunisolide (equivalent to 78 mcg flunisolide anhydrous) from the spacer at a flow rate of 30 L/min for 4 seconds.

Using an *in-vitro* method at a fixed volume of 2 L, each actuation at the beginning of canister content delivers from the spacer 76 mcg (95% of the label claim) at a flow rate of 30 L/min, 61 mcg (76% of the label claim) at a flow rate of 20 L/min, 85 mcg (106% of the label claim) at a flow rate of 40 L/min, and 96 mcg (120% of the label claim) at a flow rate of 60 L/min. The

actual amount of drug delivered to the lung may depend upon patient factors, such as timing and coordination between the actuation and inspiration and the strength and duration of the inspiration. Data show that both the one- and two-actuation doses are depleted by 75% or more after waiting one second between actuation and inhalation.

The 5.1-g net weight canister provides 60 metered actuations and the 8.9-g net weight canister provides 120 metered actuations.

AEROSPAN Inhalation Aerosol should be primed before using for the first time by releasing 2 test sprays into the air away from the face. In cases where the inhaler has not been used for more than 2 weeks, the inhaler should be primed again by releasing 2 test sprays into the air away from the face.

This product contains a built-in spacer. Do not use with any external spacer devices.

12 CLINICAL PHARMACOLOGY

12.1 Mechanism of Action

Flunisolide has demonstrated marked anti-inflammatory activity in classical test systems. It is a corticosteroid that is several hundred times more potent than cortisol in animal anti-inflammatory assays, and several hundred times more potent than dexamethasone in anti-inflammatory effect as determined by the McKenzie skin blanching test. The clinical significance of these findings is unknown.

The precise mechanism of corticosteroid action is unknown. Airway inflammation is an important component in the pathogenesis of asthma. Corticosteroids have been shown to have a wide range of anti-inflammatory effects, inhibiting both inflammatory cells (e.g. mast cells, eosinophils, neutrophils, macrophages, and lymphocytes) and release of inflammatory mediators (e.g., histamine, eicosanoids, leukotrienes, and cytokines) involved in allergic and non-allergic-mediated inflammation. These anti-inflammatory actions of corticosteroids may contribute to their efficacy in asthma.

12.2 Pharmacodynamics

Dose finding for AEROSPAN Inhalation Aerosol was based on comparability of systemic exposure to flunisolide CFC inhalation aerosol. The effect of flunisolide CFC inhalation aerosol and AEROSPAN Inhalation Aerosol on pharmacokinetics and 12-hour plasma cortisol levels was investigated in two studies. In both studies, the C_{max} and AUC of flunisolide, 6 β -OH flunisolide, and 12-hour plasma cortisol measurements were comparable for 1000 mcg of flunisolide CFC inhalation aerosol and 320 mcg of AEROSPAN Inhalation Aerosol. The first was a parallel arm study in 31 subjects. Pharmacokinetics and plasma cortisol levels were determined after single and multiple doses of flunisolide CFC inhalation aerosol 1000 μ g and AEROSPAN Inhalation Aerosol 160 μ g or 320 μ g administered twice daily for 13.5 days. At steady state, flunisolide mean peak plasma concentrations from flunisolide CFC inhalation aerosol 1000 mcg and AEROSPAN Inhalation Aerosol 320 mcg were found to be 2.6 ng/mL and 3.4 ng/mL, respectively. The corresponding mean AUC values for the 12-hr dosing interval were 5.7 ng.hr/mL and 4.7 ng.hr/mL, respectively. At steady state, the mean peak plasma concentrations of 6 β -OH flunisolide from flunisolide CFC inhalation aerosol 1000 mcg and AEROSPAN Inhalation Aerosol 320 mcg were found to be 0.9 ng/mL and 0.3 ng/mL,

respectively. The corresponding mean AUC values for the 12-hr dosing interval were 3.8 ng.hr/mL and 1.1 ng.hr/mL, respectively. The second was a crossover study in 11 subjects after single doses of flunisolide CFC inhalation aerosol 1000 mcg or AEROSPAN Inhalation Aerosol 320 mcg. The mean peak plasma concentrations of flunisolide from the flunisolide CFC inhalation aerosol 1000 mcg and AEROSPAN Inhalation Aerosol 320 mcg were found to be 2.5 ng/mL and 3.3 ng/mL, respectively. The corresponding mean AUC values were 5.1 ng.hr/mL and 5.8 ng.hr/mL, respectively. The mean peak plasma concentrations of 6 β -OH flunisolide from flunisolide CFC inhalation aerosol 1000 mcg and AEROSPAN Inhalation Aerosol 320 mcg were found to be 0.8 ng/mL and 0.3 ng/mL, respectively. The corresponding mean AUC values were 3.8 ng.hr/mL and 2.3 ng.hr/mL, respectively.

Controlled clinical studies with flunisolide CFC inhalation aerosol included over 500 treated asthma patients, among them 150 children aged 6 years and older. Open label studies of two years or more duration included more than 120 treated patients. No significant adrenal suppression attributed to flunisolide was seen in these studies.

The potential effects of AEROSPAN Inhalation Aerosol and flunisolide CFC inhalation aerosol on the hypothalamic-pituitary-adrenal (HPA) axis were studied in 2 placebo- and active-controlled studies and 2 active-controlled, open label, long-term studies [see *Clinical Studies (14)*]. In the placebo-controlled studies, the ability to increase cortisol production in response to stress was assessed by the 60 minute cosyntropin (ACTH) stimulation test. For adult and adolescent patients treated with AEROSPAN Inhalation Aerosol 80 mcg, 160 mcg, 320 mcg, or placebo twice daily for 12 weeks, 92% (22/24), 93% (26/28), 93% (26/28), and 92% (22/24) of patients, normal at baseline, respectively, continued to have a normal stimulated cortisol response (peak cortisol \geq 18 mcg/dL and an increase in plasma cortisol \geq 7 mcg/dL within 60 minutes after cosyntropin injection) at trial's end. All patients had peak cortisol levels \geq 18mcg/dL. There was no significant suppression of 24 hour urinary cortisol, and 100% (96/96) of patients treated with AEROSPAN Inhalation Aerosol had normal morning serum cortisol levels at the end of study. For pediatric patients treated with the AEROSPAN Inhalation Aerosol, 80 mcg and 160 mcg or placebo twice daily for 12 weeks, 91% (31/34), 97% (28/29), and 89% (24/27) of patients, respectively, continued to have a normal stimulated cortisol response (as defined above) at trial's end. No suppression of 24-hour urinary cortisol was noted. In these studies, comparable results were obtained in patients treated with flunisolide CFC inhalation aerosol.

In the active-controlled, open label, long-term studies, 99.4% (161/162) of adult and adolescent patients and 98.4% (126/128) pediatric patients treated with AEROSPAN Inhalation Aerosol had normal morning serum cortisol levels (\geq 5 mcg/dL) after 12 or 52 weeks of treatment, respectively. For patients treated with AEROSPAN Inhalation Aerosol, 92.5% (99/107) continued to have a normal stimulated plasma cortisol response to cosyntropin at trial's end with all having peak cortisol levels \geq 18mcg/dL. In these studies, no suppression of 24-hour urinary cortisol was noted, and comparable results were obtained in patients treated with flunisolide CFC inhalation aerosol.

12.3 Pharmacokinetics

All the data described below is based on studies conducted in subjects 18 to 51 years of age.

Absorption

Flunisolide is rapidly absorbed after oral inhalation. Mean values for the time to maximum concentration, T_{max} , of flunisolide range from 0.09 to 0.17 hr after a single 320 mcg dose of AEROSPAN Inhalation Aerosol. The corresponding mean values for the maximum concentration, C_{max} , of flunisolide vary from 1.9 to 3.3 ng/mL. Oral bioavailability is less than 7%. Over the dose range of 80 mcg to 320 mcg of AEROSPAN Inhalation Aerosol, values for C_{max} increase proportionately with dose after single as well as multiple dose administration.

Distribution

Flunisolide is extensively distributed in the body, with mean values for apparent volume of distribution ranging from 170 to 350 L after a single 320 mcg dose of AEROSPAN Inhalation Aerosol.

Metabolism

Flunisolide is rapidly and extensively converted to 6 β -OH flunisolide and to water-soluble conjugates during the first pass through the liver. Conversion to 6 β -OH flunisolide, the only circulating metabolite detected in man, is thought to occur via the cytochrome P450 enzyme system, particularly the enzyme CYP3A4. 6 β -OH flunisolide has a low corticosteroid potency (ten times less potent than cortisol and more than 200 times less potent than flunisolide). Maximum levels of 6 β -OH flunisolide were 0.66 mcg/mL after a single 320 mcg dose of AEROSPAN Inhalation Aerosol, and 0.71 mcg/mL after multiple doses of AEROSPAN Inhalation Aerosol.

Excretion

Urinary excretion of flunisolide is low. Less than 1% of the administered dose of flunisolide is recovered in urine after inhalation. The half-life values for 6 β -OH flunisolide range from 3.1 to 5.1 hrs after administration of AEROSPAN Inhalation Aerosol in the dose range of 160 mcg to 320 mcg.

Disposition and Elimination

Twice daily inhalation administration of flunisolide for up to 14 days did not result in appreciable accumulation of flunisolide. Upon multiple dosing with 160 mcg and 320 mcg, the C_{max} values were 1.0 ng/mL and 2.1 ng/mL, respectively. The corresponding AUC_{0-12hr} values were 1.2 ng.hr/mL and 2.5 ng.hr/mL.

Flunisolide is rapidly cleared from the body, independent of route of administration or dose administered. Flunisolide is not detectable in plasma twelve hours post-dose. After administration of 320 mcg of AEROSPAN Inhalation Aerosol the elimination half-life ranges from 1.3 to 1.7 hours. After a single 320 mcg dose, mean oral clearance values, not adjusted for bioavailability, range from 83 to 167 L/hr.

Special Populations

There were no gender differences for flunisolide after single and multiple dose administration of the AEROSPAN Inhalation Aerosol. Formal pharmacokinetic studies using flunisolide were not carried out in any other special populations.

13 NONCLINICAL TOXICOLOGY

13.1 Carcinogenesis, Mutagenesis, Impairment of Fertility

In a 22 month study in Swiss mice, flunisolide at oral doses up to 500 mcg/kg/day (approximately 3 and 4 times the maximum recommended daily inhalation dose [MRDID] in adults and children on a mg/m² basis) did not demonstrate any carcinogenic effects.

In a two year study in Sprague Dawley rats, administration of flunisolide in the diet at a dose of 2.5 mcg/kg/day (less than MRDID in adults or children on a mg/m² basis) resulted in an increased incidence of mammary gland adenomas and islet cell adenomas of the pancreas in females. The significance of these findings for humans is unknown. There were no significant increases in the incidence of any tumor type in female rats at a dose of 1.0 mcg/kg/day (less than MRDID in adults or children on a mg/m² basis), or in male rats at a dose of 2.5 mcg/kg/day (less than MRDID in adults or children on a mg/m² basis).

Flunisolide showed no mutagenic activity when tested in *in vitro* bacterial assay systems (Ames Assay and the Rec-assay) and no clastogenic activity when tested in the *in vitro* chromosomal aberration assay using Chinese Hamster CHL cells and in the *in vivo* mouse bone marrow chromosomal aberration assay.

Studies on the effects of flunisolide on fertility in female rats showed that flunisolide, at an oral dose of 200 mcg/kg/day (approximately 3 times MRDID on a mg/m² basis) impaired fertility, but was devoid of such effects at doses up to 40 mcg/kg/day (less than MRDID on a mg/m² basis).

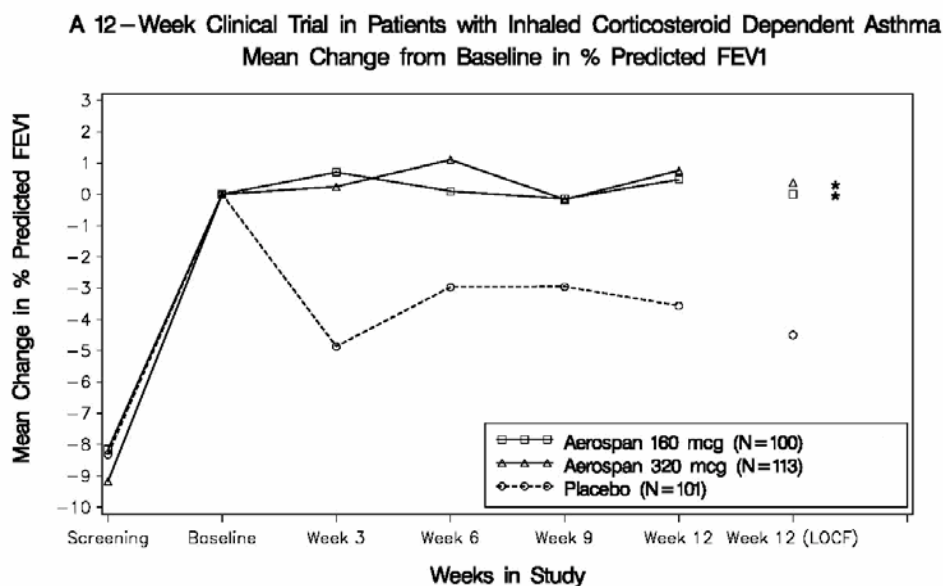
14 CLINICAL STUDIES

The efficacy of AEROSPAN Inhalation Aerosol has been studied in two double-blind, parallel, placebo-and active-controlled clinical trials of 12 weeks duration involving more than 1250 patients, one in adults and adolescents 12 years of age and older, and one in patients 4-11 years of age. In adults and adolescents, efficacy was evaluated in patients previously treated with inhaled corticosteroids. In children 6 to 11 years of age, efficacy was evaluated in patients previously treated with bronchodilators alone or inhaled corticosteroids. Both trials had a 2- week run-in period followed by a 12-week randomized treatment period. During the run-in period all patients received flunisolide CFC inhalation aerosol 500 mcg twice daily. Patients were then randomized to double-blind treatment with different doses of AEROSPAN Inhalation Aerosol or flunisolide CFC inhalation aerosol and monitored for lung function changes to see if they maintained, improved, or lost stability. Baseline was assessed at the end of the run-in period. The primary endpoint was the change from baseline in percent predicted FEV₁ after 12 weeks treatment.

14.1 Adult and Adolescent Patients 12 Years of Age and Older

Efficacy was evaluated in 669 asthma patients, 12 to 78 years of age, including 88 patients 12-17 years of age and 581 patients 18 years and older. Mean FEV₁ at screening was 2.44 L and mean FEV₁ at baseline was 2.72 L following the 2-week run-in period. Patients were randomized to AEROSPAN Inhalation Aerosol 80 mcg, 160 mcg or 320 mcg twice daily, flunisolide CFC inhalation aerosol 250 mcg, 500 mcg, or 1000 mcg twice daily, or placebo. Change from baseline in percent predicted FEV₁ over 12 weeks treatment demonstrated that placebo patients deteriorated 4.3% from baseline after 12 weeks of treatment, whereas patients treated with

AEROSPAN Inhalation Aerosol 160 mcg or 320 mcg twice daily maintained FEV₁ over the course of the study. Results for the comparison to placebo were statistically significant for the 160 and 320 mcg twice daily AEROSPAN Inhalation Aerosol doses (see Figure 1), but not for the 80 mcg dose. Secondary endpoints of AM peak expiratory flow rate, AM and PM asthma symptoms, nocturnal awakenings requiring a β_2 agonist, and as needed use of inhaled β_2 agonists showed differences from baseline favoring AEROSPAN Inhalation Aerosol over placebo. AEROSPAN Inhalation Aerosol and flunisolide CFC inhalation aerosol gave comparable results.



The primary endpoint was the change from baseline in % Predicted FEV₁ at Week 12 (LOCF).

* Indicates a statistically significant difference from placebo.

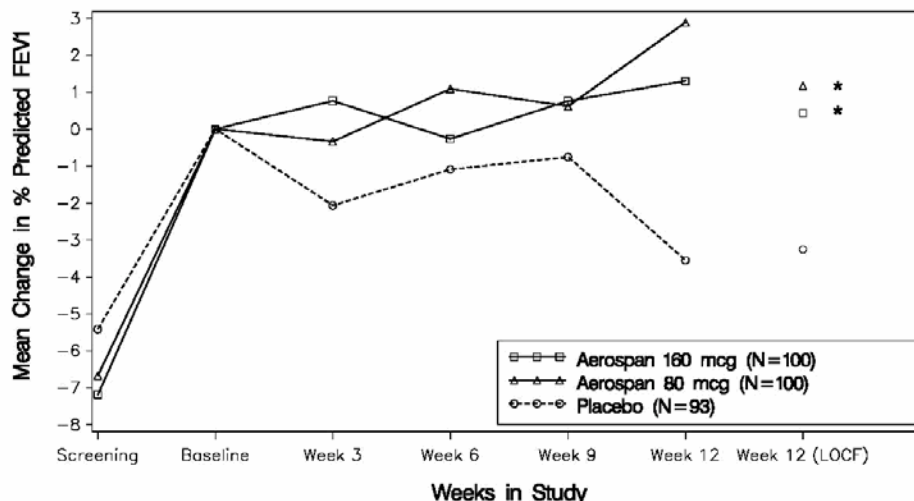
Figure 1

14.2 Pediatric Patients 4 to 11 Years of Age

The trial enrolled 583 asthma patients, 4 to 11 years of age, although the primary efficacy parameter was evaluated only in the population of 513 patients 6 to 11 years of age. In these patients, the mean FEV₁ at screening was 81.2% predicted, and the mean FEV₁ at baseline following a two week run-in period was 87.5% predicted. Patients were randomized to AEROSPAN Inhalation Aerosol 80 mcg or 160 mcg twice daily, flunisolide CFC inhalation aerosol 250 mcg or 500 mcg twice daily, or placebo. Change from baseline in percent predicted FEV₁ over 12 weeks in patients 6 years of age and older demonstrated that placebo patients deteriorated 4.0% from baseline after 12 weeks of treatment, whereas patients treated with AEROSPAN Inhalation Aerosol 80 mcg or 160 mcg twice daily maintained FEV₁ over the course of the study. Results for the comparison to placebo were statistically significant for the 80 mcg and 160 mcg doses of AEROSPAN Inhalation Aerosol, but there was no added benefit for the 160 mcg BID dose over the 80 mcg BID dose (see Figure 2). AEROSPAN Inhalation Aerosol and flunisolide CFC inhalation aerosol gave comparable results in patients 6 years of

age and older.

**A 12-Week Clinical Trial in Pediatric Patients (Age 6 – 11 years) with Mild to Moderate Asthma
Mean Change from Baseline in % Predicted FEV1**



The primary endpoint was the change from baseline in % Predicted FEV1 at Week 12 (LOCF).

* Indicates a statistically significant difference from placebo.

Figure 2

16 HOW SUPPLIED/STORAGE AND HANDLING

AEROSPAN Inhalation Aerosol is supplied as a pressurized lined aluminum canister in boxes of one. Each canister is supplied with a two-piece plastic purple actuator and gray spacer assembly, and tear-off patient's instructions, including a Patient Information and an illustrated. Instructions for Using Your AEROSPAN Inhalation Aerosol.

The following canister sizes are available: 8.9 g net weight, providing 120 metered actuations (trade size, NDC 75989-550-12); 5.1 g net weight providing 60 metered actuations (hospital size, NDC 75989-550-63); 5.1 g net weight providing 60 metered actuations (professional sample, NDC 75989-550-06).

Prime the inhaler by releasing two test sprays into the air away from the face before first use of AEROSPAN Inhalation Aerosol, and when the inhaler has not been used for more than 2 weeks.

Instruct patients to prepare the inhaler for use by pulling the built-in purple actuator out from the gray spacer and snapping into an "L" shape prior to use.

The appearance of a white ring on the orifice of the actuator and inside the spacer is normal. The performance of AEROSPAN Inhalation Aerosol is not affected by this residue. No cleaning is required.

When not in use, keep AEROSPAN Inhalation Aerosol out of reach of children. Pediatric patients should only administer AEROSPAN Inhalation Aerosol under adult supervision.

The plastic purple actuator and gray spacer assembly supplied as part of AEROSPAN Inhalation Aerosol should not be used with any other product canisters; and the actuator from other products should not be used with an AEROSPAN Inhalation Aerosol canister. Do not separate the purple actuator from the gray spacer. Do not use this product with any external spacer or holding chamber devices.

The labeled amount of medication in each actuation (80 mcg flunisolide) cannot be assured after 120 metered actuations (or 60 metered actuations in the hospital and sample size canisters), even though the canister is not completely empty and will continue to operate. The inhaler (canister plus actuator) should be discarded when the labeled number of actuations have been used.

Avoid spraying in eyes.

Contents under pressure: Do not puncture. Do not use or store near heat or open flame. Protect from freezing temperatures and prolonged exposure to sunlight. Exposure to temperatures above 120°F (49°C) may cause bursting. Never throw into fire or incinerator.

Store at 25 °C (77 °F); excursions permitted to 15 to 30 °C (59 to 86 °F) [see USP Controlled Room Temperature]. For best results, the canister should be at room temperature before use.

17 PATIENT COUNSELING INFORMATION

See FDA-approved Patient Labeling (Patient Information and Instructions for Use).

Oral Candidiasis

Advise patients that localized fungal infections occurred in the mouth and pharynx in some patients. If oropharyngeal candidiasis develops, treat with appropriate local or systemic (i.e., oral) antifungal therapy while still continuing with AEROSPAN Inhalation Aerosol therapy, but at times therapy with AEROSPAN Inhalation Aerosol may need to be temporarily interrupted under close medical supervision. Rinsing the mouth after inhalation is advised.

Status Asthmaticus and Acute Asthma Symptoms

Advise patients that AEROSPAN Inhalation Aerosol is not a bronchodilator and is not intended to be used to treat status asthmaticus or to relieve acute asthma symptoms. Treat acute asthma symptoms with an inhaled, short-acting beta-2 agonist such as albuterol. Instruct patients to contact their physicians immediately if there is deterioration of their asthma.

Immunosuppression

Warn patients who are on immunosuppressant doses of AEROSPAN Inhalation Aerosol to avoid exposure to chickenpox or measles and, if exposed, to consult their physician without delay. Inform patients of potential worsening of existing tuberculosis, fungal, bacterial, viral, or parasitic infections, or ocular herpes simplex.

Hypercorticism and Adrenal Suppression

Advise patients that AEROSPAN Inhalation Aerosol may cause systemic corticosteroid effects of hypercorticism and adrenal suppression. Additionally, instruct patients that deaths due to adrenal insufficiency have occurred during and after transfer from systemic corticosteroids. Taper patients slowly from systemic corticosteroids if transferring to AEROSPAN Inhalation Aerosol.

Reduction in Bone Mineral Density

Advise patients who are at an increased risk for decreased BMD that the use of corticosteroids may pose an additional risk. Monitor patients and, where appropriate, treat for this condition.

Reduced Growth Velocity

Inform patients that orally inhaled corticosteroids, including AEROSPAN Inhalation Aerosol, may cause a reduction in growth velocity when administered to pediatric patients. Physicians should closely follow the growth of children and adolescents taking corticosteroids by any route.

Ocular Effects

Long-term use of inhaled corticosteroids, including AEROSPAN Inhalation Aerosol, may increase the risk of some eye problems (cataracts or glaucoma); consider regular eye examinations.

Use Daily for Best Effect

Advise patients to use AEROSPAN Inhalation Aerosol at regular intervals as directed, since its effectiveness depends on regular use. Individual patients will experience a variable time to onset and degree of symptom relief, and the full benefit may not be achieved until treatment has been administered for 2 to 4 weeks. If symptoms do not improve in that time frame or if the condition worsens, patients should not increase dosage, but should contact the physician immediately.

Advise patients not to stop Aerospan Inhalation Aerosol or change the dose without talking with a healthcare provider. Advise patients that if they miss a dose to take the next scheduled dose when it is due.

Instructions for Use

Aerospan Inhalation Aerosol contains a built-in spacer. Do not use with any external spacer or holding chamber devices. Instruct patients to prepare the inhaler for use by pulling the built-in purple actuator out from the gray spacer and snapping into an “L” shape prior to use. With use, the appearance of a white ring on the orifice of the actuator and inside the spacer is normal. The performance of AEROSPAN Inhalation Aerosol is not affected by this residue. No cleaning is required.

Manufactured By:

**3M Drug Delivery Systems. Northridge,
CA 91324**

For:

**Acton Pharmaceuticals, Inc.
Marlborough, MA 01752**

Patient Information
AEROSPAN™ (AIR-OH-SPAN)
(flunisolide)
Inhalation Aerosol

Note: For Oral Inhalation Only

Read this Patient Information leaflet before you start using AEROSPAN Inhalation Aerosol and each time you get a refill. There may be new information. This information does not take the place of talking with your healthcare provider about your medical condition or your treatment. If you have any questions about AEROSPAN Inhalation Aerosol, ask your healthcare provider or pharmacist.

What is AEROSPAN Inhalation Aerosol?

AEROSPAN Inhalation Aerosol is a prescription medicine used for the long-term (maintenance) treatment of asthma to control and prevent asthma symptoms in adults and children 6 years of age and older.

AEROSPAN Inhalation Aerosol contains flunisolide, which is a man-made (synthetic) corticosteroid. Corticosteroids are natural substances found in the body. Inhaled corticosteroids help reduce airway inflammation that can lead to asthma symptoms.

When inhaled regularly, AEROSPAN Inhalation Aerosol will help to prevent and control asthma symptoms.

AEROSPAN Inhalation Aerosol is not a bronchodilator and does not treat sudden symptoms of an asthma attack, such as wheezing, cough, shortness of breath, and chest pain or tightness. Always use a fast-acting bronchodilator medicine (rescue inhaler), such as albuterol, to treat sudden symptoms.

Who should not use AEROSPAN Inhalation Aerosol?

Do not use AEROSPAN Inhalation Aerosol:

- to treat the symptoms of a sudden asthma attack or status asthmaticus.
- if you are allergic to flunisolide or any of the ingredients in AEROSPAN Inhalation Aerosol. See the end of this Patient Information leaflet for a complete list of ingredients in AEROSPAN Inhalation Aerosol.

AEROSPAN Inhalation Aerosol is not for use in children less than 6 years of age.

What should I tell my healthcare provider before using AEROSPAN Inhalation Aerosol?

Before you use AEROSPAN Inhalation Aerosol tell your healthcare provider if you:

- have or have had eye problems such as increased intraocular pressure, glaucoma, or cataracts.
- have any infections.
- have or had tuberculosis or herpes simplex of the eye.
- have not had or been vaccinated for chicken pox or measles, or have recently been near anyone with chicken pox or measles.
- are planning on having surgery.
- are pregnant or plan to become pregnant. It is not known if AEROSPAN Inhalation Aerosol will harm your unborn baby. Talk to your healthcare provider if you are pregnant or plan to become pregnant.
- are breastfeeding or plan to breastfeed. It is not known if AEROSPAN Inhalation Aerosol passes into your breast milk. Talk to your healthcare provider about the best way to feed your baby if you are using AEROSPAN Inhalation Aerosol.

Tell your healthcare provider about all medicines you take, including prescription and non-prescription medicines, vitamins, and herbal supplements.

Know all the medicines you take. Keep a list of them and show it to your healthcare provider and pharmacist when you get a new medicine.

How should I use AEROSPAN Inhalation Aerosol?

- Read the Instructions for Use at the end of this leaflet for specific information about the right way to use AEROSPAN Inhalation Aerosol.
- Use AEROSPAN Inhalation Aerosol exactly as your healthcare provider tells you to use it. **Do not** take more of your medicine, or take it more often than your healthcare provider tells you.
- You must use your AEROSPAN Inhalation Aerosol regularly. It may take 2 weeks or longer after you start using AEROSPAN Inhalation Aerosol for your asthma symptoms to get better. Call your healthcare provider right away if your breathing problems do not improve or get worse. Call your healthcare provider if your symptoms do not improve after 4 weeks. **Do not stop using AEROSPAN Inhalation Aerosol, and do not** change the amount of AEROSPAN Inhalation Aerosol you take, without talking to your doctor. If you miss a dose, just take your next scheduled dose when it is due.
- An adult should help a child use their AEROSPAN Inhalation Aerosol.

What are the possible side effects of AEROSPAN Inhalation Aerosol?

AEROSPAN Inhalation Aerosol may cause serious side effects, including:

- **fungal infections (thrush) in your mouth or throat.** Tell your healthcare provider if you have any redness or white colored patches in your mouth or throat. Rinse your mouth after you use your AEROSPAN Inhalation Aerosol.

- **immune system problems that may increase your risk of infections.** You are more likely to get infections if you take medicines that may weaken your immune system. Avoid contact with people who have contagious diseases such as chicken pox or measles while you use AEROSPAN Inhalation Aerosol. Symptoms of an infection may include:

- fever
- pain
- aches
- chills
- feeling tired
- nausea
- vomiting

Tell your healthcare provider about any signs of infection while you are using AEROSPAN Inhalation Aerosol.

- **decreased adrenal function (adrenal insufficiency).** Adrenal insufficiency is a condition in which the adrenal glands do not make enough steroid hormones. Symptoms of adrenal insufficiency include:
 - tiredness
 - weakness
 - dizziness
 - nausea
 - vomiting
- **decreased bone mass (bone mineral density).** People who use inhaled steroid medicines for a long time may have an increased risk of decreased bone mass which can affect bone strength. Talk to your healthcare provider about any concerns you may have about bone health.
- **slowed or delayed growth in children.** A child's growth should be checked regularly while taking AEROSPAN Inhalation Aerosol.
- **eye problems such as glaucoma and cataracts.** If you have a history of glaucoma or cataracts or have a family history of eye problems, you should have regular eye exams while you use AEROSPAN Inhalation Aerosol.
- **increased wheezing (bronchospasm)** can happen right away after using AEROSPAN Inhalation Aerosol. **Stop using AEROSPAN Inhalation Aerosol and use an inhaled fast-acting bronchodilator (rescue inhaler) right away.**

The most common side effects with AEROSPAN Inhalation Aerosol include:

- sore throat (pharyngitis)
- runny nose (rhinitis)
- headache
- sinusitis
- increased cough

Tell your healthcare provider about any side effect that bothers you or that does not go away.

These are not all of the possible side effects of AEROSPAN Inhalation Aerosol. For more information, ask your doctor or pharmacist.

Call your healthcare provider for medical advice about side effects. You may report side effects to FDA at 1-800-FDA-1088.

How should I store AEROSPAN Inhalation Aerosol?

- Store AEROSPAN Inhalation Aerosol at room temperature between 59°F and 86°F (15°C to 30°C).
- **Do not** puncture the AEROSPAN Inhalation Aerosol canister.
- **Do not** store the AEROSPAN Inhalation Aerosol canister near heat or a flame. Exposure to temperature above 120°F (49°C) may cause the canister to burst.
- **Do not** throw the AEROSPAN Inhalation Aerosol canister into a fire or an incinerator.
- **Do not** freeze AEROSPAN Inhalation Aerosol.
- Safely throw away medicine that is out of date or no longer needed.

Keep AEROSPAN Inhalation Aerosol and all medicines out of the reach of children.

General information about the safe and effective use of AEROSPAN Inhalation Aerosol.

Medicines are sometimes prescribed for purposes other than those listed in a Patient Information Leaflet. Do not use AEROSPAN Inhalation Aerosol for a condition for which it was not prescribed. Do not give AEROSPAN Inhalation Aerosol to other people, even if they have the same symptoms that you have. It may harm them.

This Patient Information summarizes the most important information about AEROSPAN Inhalation Aerosol. If you would like more information, talk with your healthcare provider. You can ask your pharmacist or healthcare provider for information about AEROSPAN Inhalation Aerosol that is written for health professionals.

For more information, go to www.aerospan.net

What are the ingredients in AEROSPAN Inhalation Aerosol?

Active ingredient: Flunisolide

Inactive ingredients: propellant HFA-134a and ethanol

Instructions for Use
AEROSPAN™ (AIR-OH-SPAN)
(flunisolide)
Inhalation Aerosol

Read this Instructions for Use for AEROSPAN Inhalation Aerosol before you start using it and each time you get a refill. There may be new information. This leaflet does not take the place of talking to your doctor about your medical condition or treatment.

The parts of your AEROSPAN Inhalation Aerosol

AEROSPAN Inhalation Aerosol is an inhaler unit made up of 3 parts, the canister, actuator, and spacer. The purple inner part is called the actuator. It holds the metal canister of medicine. The gray outer part is called the spacer. It includes the mouthpiece through which you inhale the medicine (**See Figures A and B**).

- **Do not** separate the purple actuator from the gray spacer.
- **Do not** use your AEROSPAN Inhalation Aerosol purple actuator and gray spacer with any other canisters.
- **Do not** use actuators from other medicines with your AEROSPAN Inhalation Aerosol canister.
- **Do not** use your AEROSPAN Inhalation Aerosol with any other external spacers or holding chamber devices.

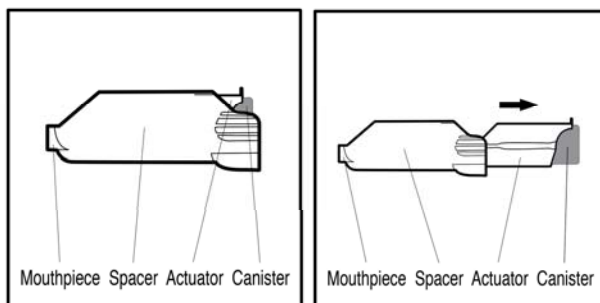


Figure A

Figure B

Opening and Positioning your AEROSPAN Inhalation Aerosol

Your AEROSPAN Inhalation Aerosol needs to be opened and positioned before you can use it.

- Pull the purple actuator out from the gray spacer. You will see that there are ribbed finger pads on the sides of the gray spacer.
- Grip the ribbed finger pads on the sides of the gray spacer with the thumb and forefinger of 1 hand (**See Figure C**).

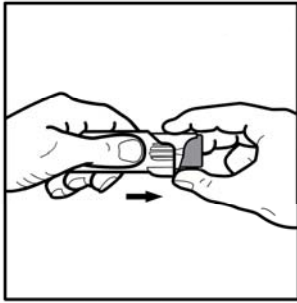


Figure C

- Gently pull on the lip at the top of the purple actuator with the other hand (**See Figure D**).
- Check the spacer and mouthpiece for foreign objects.

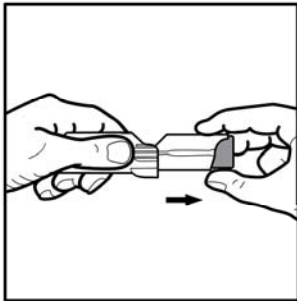


Figure D

- Snap your AEROSPAN Inhalation Aerosol into an "L" shape (90° angle). (**See Figure E**) Your AEROSPAN Inhalation Aerosol will only move in 1 direction.

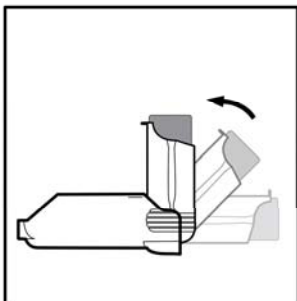


Figure E

- Check to make sure that the guide lines on the purple actuator and the gray spacer match up (**See Figure F**).

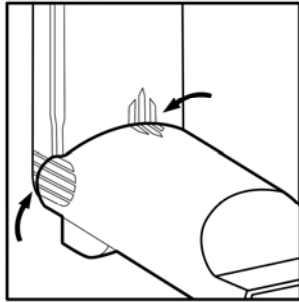


Figure F

- The lines on the ribbed finger pads of the gray spacer should match up with the lines across the back of the purple actuator.
- The lines on the top of the gray spacer and the purple actuator should match up. Make sure there is no opening at the top of the unit where the purple actuator and the gray spacer come together.
- Your AEROSPAN Inhalation Aerosol is ready for use when the lines are matched up.

Priming your AEROSPAN Inhalation Aerosol for use

- **Before you use your AEROSPAN Inhalation Aerosol for the first time, or if you have not used your medicine for more than 2 weeks, you will need to prepare (prime) your AEROSPAN Inhalation Aerosol.**
- Place the bottom of the gray spacer on the base of your thumb and your index finger on the top of the metal canister. Your hand will be at the side of the device **(See Figure G)**.

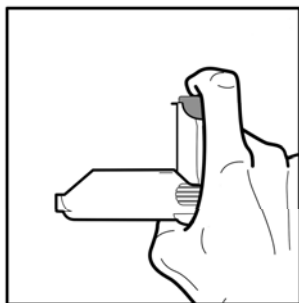


Figure G

- Check to make sure that the metal canister of medicine is placed fully into the purple actuator.
- Shake the inhaler **(See Figure H)**.

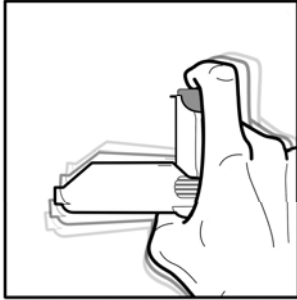


Figure H

- To avoid spraying medicine in your eyes, point the mouthpiece away from your face.
- Press down on the metal canister of medicine 2 times for 1 second each in order to release 2 test sprays into the air (**See Figure I**).

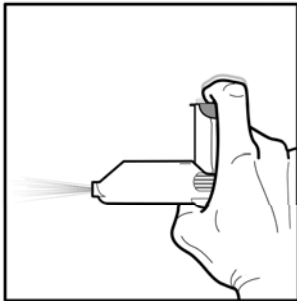


Figure I

Using your AEROSPAN Inhalation Aerosol

Step 1. Open and position your Aerospan Inhalation Aerosol by pulling the built-in purple actuator out from the gray spacer and snapping into an “L” shape prior to use (**See instructions above and Figures A through F**).

Step 2. Hold your AEROSPAN Inhalation Aerosol between your thumb and index finger and shake the inhaler (**See Figure J**).

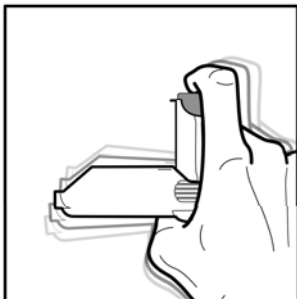


Figure J

Step 3. Stand upright with your neck and head straight. Hold your AEROSPAN Inhalation Aerosol with the metal canister facing up and the mouthpiece of the spacer facing toward you. Place your thumb on the bottom of the gray spacer and your index finger on the top of the metal canister (**See Figure K**).

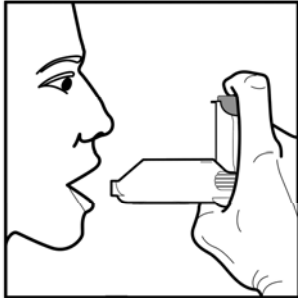


Figure K

Step 4. Breathe in (inhale) and breathe out (exhale) normally through your mouth (**See Figure L**).




Figure L

Step 5. After breathing out, bring your AEROSPAN Inhalation Aerosol to your mouth and hold the mouthpiece firmly between your lips (**See Figure M**).

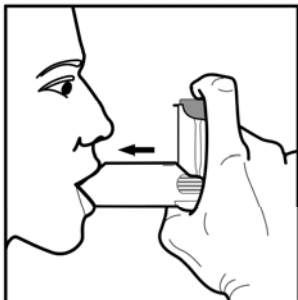


Figure M

Step 6. Start breathing in slowly. While breathing in, fully depress the metal canister of medicine with your index finger for at least 1 second. Continue to breathe in through your mouth for 3 more seconds. **(See Figure N).**

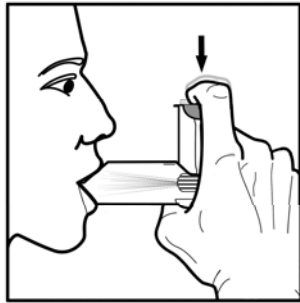


Figure N

It is important to begin breathing in through your mouth right before pressing down on the canister. This helps you get the right amount of medicine.

Step 7. After 3 seconds, remove your AEROSPAN Inhalation Aerosol from your mouth but do not breathe out yet. Close your lips and hold your breath for at least 10 seconds or as long as comfortable. **(See Figure O).**

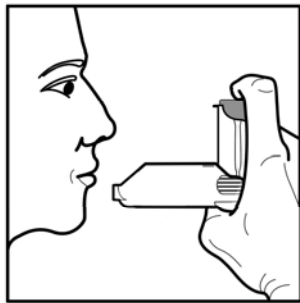


Figure O

Step 8. After 10 seconds of holding your breath, breathe out and then breathe normally **(see Figures P and Q).**



Figure P

Figure Q

NOTE: If your doctor has prescribed 2 or more sprays (inhalations) at each use, wait 20 seconds, then repeat Steps 1 to 7.

Closing your AEROSPAN Inhalation Aerosol

- Snap the purple actuator back to the straight position.
- Gently push the purple actuator back into the gray spacer (**See Figure R**).

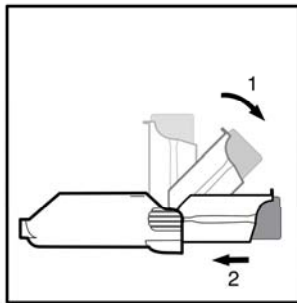


Figure R

Rinse your mouth thoroughly with water and spit it out. This removes any remaining medicine from your mouth. You may also want to brush your teeth (**See Figure S**).



Figure S

Note: If your mouth becomes sore or you get white plaques in your mouth, tell your doctor but do not stop using your inhaler unless your doctor tells you to stop.

Replacing your AEROSPAN Inhalation Aerosol

- Use a Check-Off chart to keep track of the amount of medicine you have used. Shaking the canister will not tell you how much medicine is left in your AEROSPAN Inhalation Aerosol.

- If your canister has 60 sprays, use the AEROSPAN Inhalation Aerosol 60 Sprays Check-Off chart.
- If your canister has 120 sprays, use the AEROSPAN Inhalation Aerosol 120 Sprays Check-Off chart.
- You will receive a new AEROSPAN Inhalation Aerosol each time you refill your prescription. Throw away your old AEROSPAN Inhalation Aerosol when you refill your prescription.

This Patient Information and Instructions for Use have been approved by the U.S. Food and Drug Administration.

**Manufactured By:
3M Drug Delivery Systems.
Northridge, CA 91324.**

**For:
Acton Pharmaceuticals, Inc.
Marlborough, MA 01752**

11/2012

AEROSPAN Inhalation Aerosol 60 Sprays Check-Off Chart

- Keep this Check-Off chart with your AEROSPAN Inhalation Aerosol.
- **If you are using the inhaler for the first time or if you have not used your inhaler for more than 2 weeks you will need to prepare (prime) your AEROSPAN Inhalation Aerosol.** Follow the instructions provided above in Priming your AEROSPAN Inhalation Aerosol for use.
- Check off the two circled P's (P = prime) as shown in the chart below (**See Figure 1**).
- Check off a numbered circle each time you use your inhaler. Count each spray. Start with spray # 60.
- Before you reach the last number of sprays, contact your healthcare provider to find out if you need a refill.
- Throw away your AEROSPAN Inhalation Aerosol, which includes the canister, actuator, and spacer, after 60 sprays even if the canister is not empty. You may not get the right amount of medicine in each spray if you use your AEROSPAN Inhalation Aerosol after 60 sprays.
- **Never place the canister under water to find out the amount of medicine still left in the canister ("float test").**

P = prime

Dosing Sprays




Figure 1

AEROSPAN Inhalation Aerosol 120 Sprays Check-Off Chart

- Keep this Check-Off chart with your AEROSPAN Inhalation Aerosol.
- **If you are using the inhaler for the first time or if you have not used your inhaler for more than 2 weeks you will need to prepare (prime) your AEROSPAN Inhalation Aerosol.** Follow the instructions provided above in Priming your AEROSPAN Inhalation Aerosol for use.
- Check off the two circled P's (P = prime) in the chart below **(See Figure 2)**.
- Check off a numbered circle each time you use your inhaler. Count each spray. Start with spray #120.
- Before you reach the last number of sprays, contact your healthcare provider to find out if you need a refill.
- Throw away your AEROSPAN Inhalation Aerosol, which includes the canister, actuator, and spacer, after 120 sprays have been used even if the canister is not empty. You may not get the right amount of medicine in each spray if you use your AEROSPAN Inhalation Aerosol after 120 sprays.
- **Never place the canister under water to find out the amount of medicine still left in the canister ("float test").**

P = prime

Dosing Sprays

P	P	120	119	118	117	116	115	114	113	112	111
		110	109	108	107	106	105	104	103	102	101
		100	99	98	97	96	95	94	93	92	91
		90	89	88	87	86	85	84	83	82	81
		80	79	78	77	76	75	74	73	72	71
		70	69	68	67	66	65	64	63	62	61
		60	59	58	57	56	55	54	53	52	51
		50	49	48	47	46	45	44	43	42	41
		40	39	38	37	36	35	34	33	32	31
		30	29	28	27	26	25	24	23	22	21
		20	19	18	17	16	15	14	13	12	11
		10	9	8	7	6	5	4	3	2	1

Figure 2