

HIGHLIGHTS OF PRESCRIBING INFORMATION

These highlights do not include all the information needed to use RAPAMUNE safely and effectively. See full prescribing information for RAPAMUNE.

RAPAMUNE (sirolimus) oral solution

RAPAMUNE (sirolimus) tablets, for oral use

Initial U.S. Approval: 1999

WARNING: IMMUNOSUPPRESSION, USE IS NOT RECOMMENDED IN LIVER OR LUNG TRANSPLANT PATIENTS
See Full Prescribing Information for complete Boxed Warning.

- Increased susceptibility to infection and the possible development of lymphoma and other malignancies may result from immunosuppression (5.1). Only physicians experienced in immunosuppressive therapy and management of renal transplant patients should use Rapamune for prophylaxis of organ rejection in patients receiving renal transplants.
- The safety and efficacy of Rapamune as immunosuppressive therapy have not been established in liver or lung transplant patients, and therefore, such use is not recommended (5.2, 5.3).
 - Liver Transplantation – Excess mortality, graft loss, and hepatic artery thrombosis (5.2).
 - Lung Transplantation – Bronchial anastomotic dehiscence (5.3).

RECENT MAJOR CHANGES

Warnings and Precautions, Angioedema (5.5) 4/2017

INDICATIONS AND USAGE

Rapamune is an mTOR inhibitor immunosuppressant indicated for the prophylaxis of organ rejection in patients aged ≥ 13 years receiving renal transplants.

- Patients at low- to moderate-immunologic risk: Use initially with cyclosporine (CsA) and corticosteroids. CsA withdrawal is recommended 2-4 months after transplantation (1.1).
- Patients at high-immunologic risk: Use in combination with CsA and corticosteroids for the first 12 months following transplantation (1.1). Safety and efficacy of CsA withdrawal has not been established in high risk patients (1.1, 1.2, 14.3).

Rapamune is an mTOR inhibitor indicated for the treatment of patients with lymphangioliomyomatosis (1.3).

DOSAGE AND ADMINISTRATION

Renal Transplant Patients:

- Administer once daily by mouth, consistently with or without food (2).
- Administer the initial dose as soon as possible after transplantation and 4 hours after CsA (2.1, 7.1).
- Adjust the Rapamune maintenance dose to achieve sirolimus trough concentrations within the target-range (2.5).
- Hepatic impairment: Reduce maintenance dose in patients with hepatic impairment (2.7, 8.6, 12.3.)

In renal transplant patients at low-to moderate-immunologic risk:

- Rapamune and CsA Combination Therapy: One loading dose of 6 mg on day 1, followed by daily maintenance doses of 2 mg (2.2).
- Rapamune Following CsA Withdrawal: 2-4 months post-transplantation, withdraw CsA over 4-8 weeks (2.2).

In renal transplant patients at high-immunologic risk:

- Rapamune and CsA Combination Therapy (for the first 12 months post-transplantation): One loading dose of up to 15 mg on day 1, followed by daily maintenance doses of 5 mg (2.3).

Lymphangioliomyomatosis Patients:

- Administer once daily by mouth, consistently with or without food (2).
- Recommended initial Rapamune dose is 2 mg/day (2.4).
- Adjust the Rapamune dose to achieve sirolimus trough concentrations between 5-15 ng/mL (2.4).
- Hepatic impairment: Reduce maintenance dose in patients with hepatic impairment (2.7, 8.6, 12.3).

Therapeutic drug monitoring is recommended for all patients (2.5, 5.15).

DOSAGE FORMS AND STRENGTHS

- Oral Solution: 60 mg per 60 mL in amber glass bottle (3.1).
- Tablets: 0.5 mg, 1 mg, 2 mg (3.2).

CONTRAINDICATIONS

Hypersensitivity to Rapamune (4).

WARNINGS AND PRECAUTIONS

- Hypersensitivity Reactions (5.4)
- Angioedema (5.5)
- Fluid Accumulation and Impairment of Wound Healing (5.6)
- Hyperlipidemia (5.7)
- Decline in Renal Function (5.8)
- Proteinuria (5.9)
- Latent Viral Infections (5.10)
- Interstitial Lung Disease/Non-Infectious Pneumonitis (5.11)
- *De Novo* Use Without Cyclosporine (5.12)
- Increased Risk of Calcineurin Inhibitor-Induced Hemolytic Uremic Syndrome/ Thrombotic Thrombocytopenic Purpura/ Thrombotic Microangiopathy (5.13)

ADVERSE REACTIONS

Prophylaxis of organ rejection in patients receiving renal transplants: Most common adverse reactions (incidence $\geq 30\%$) are peripheral edema, hypertriglyceridemia, hypertension, hypercholesterolemia, creatinine increased, abdominal pain, diarrhea, headache, fever, urinary tract infection, anemia, nausea, arthralgia, pain, and thrombocytopenia (6).

Lymphangioliomyomatosis: Most common adverse reactions (incidence $\geq 20\%$) are stomatitis, diarrhea, abdominal pain, nausea, nasopharyngitis, acne, chest pain, peripheral edema, upper respiratory tract infection, headache, dizziness, myalgia, and hypercholesterolemia (6.6).

To report SUSPECTED ADVERSE REACTIONS, contact Pfizer Inc. at 1-800-438-1985 or FDA at 1-800-FDA-1088 or www.fda.gov/medwatch.

DRUG INTERACTIONS

- Avoid concomitant use with strong CYP3A4/P-gp inducers or strong CYP3A4/P-gp inhibitors that decrease or increase sirolimus concentrations (7.4, 12.3).
- See full prescribing information for complete list of clinically significant drug interactions (12.3).

USE IN SPECIFIC POPULATIONS

- Pregnancy: Use only if the potential benefit outweighs the potential risk to the embryo/fetus (8.1).

See 17 for PATIENT COUNSELING INFORMATION and the FDA-approved Medication Guide

Revised: 4/2017

FULL PRESCRIBING INFORMATION: CONTENTS *

WARNING: IMMUNOSUPPRESSION, USE IS NOT RECOMMENDED IN LIVER OR LUNG TRANSPLANT PATIENTS

1 INDICATIONS AND USAGE

- 1.1 Prophylaxis of Organ Rejection in Renal Transplantation
- 1.2 Limitations of Use in Renal Transplantation
- 1.3 Treatment of Patients with Lymphangiomyomatosis

2 DOSAGE AND ADMINISTRATION

- 2.1 General Dosing Guidance for Renal Transplant Patients
- 2.2 Renal Transplant Patients at Low- to Moderate-Immunologic Risk
- 2.3 Renal Transplant Patients at High-Immunologic Risk
- 2.4 Dosing in Patients with Lymphangiomyomatosis
- 2.5 Therapeutic Drug Monitoring
- 2.6 Patients with Low Body Weight
- 2.7 Patients with Hepatic Impairment
- 2.8 Patients with Renal Impairment
- 2.9 Instructions for Dilution and Administration of Rapamune Oral Solution

3 DOSAGE FORMS AND STRENGTHS

- 3.1 Rapamune Oral Solution
- 3.2 Rapamune Tablets

4 CONTRAINDICATIONS

5 WARNINGS AND PRECAUTIONS

- 5.1 Increased Susceptibility to Infection and the Possible Development of Lymphoma
- 5.2 Liver Transplantation – Excess Mortality, Graft Loss, and Hepatic Artery Thrombosis
- 5.3 Lung Transplantation – Bronchial Anastomotic Dehiscence
- 5.4 Hypersensitivity Reactions
- 5.5 Angioedema
- 5.6 Fluid Accumulation and Impairment of Wound Healing
- 5.7 Hyperlipidemia
- 5.8 Decline in Renal Function
- 5.9 Proteinuria
- 5.10 Latent Viral Infections
- 5.11 Interstitial Lung Disease/Non-Infectious Pneumonitis
- 5.12 *De Novo* Use Without Cyclosporine
- 5.13 Increased Risk of Calcineurin Inhibitor-Induced Hemolytic Uremic Syndrome/Thrombotic Thrombocytopenic Purpura/Thrombotic Microangiopathy
- 5.14 Antimicrobial Prophylaxis
- 5.15 Different Sirolimus Trough Concentrations Reported between Chromatographic and Immunoassay Methodologies
- 5.16 Skin Cancer Events
- 5.17 Interaction with Strong Inhibitors and Inducers of CYP3A4 and/or P-gp

6 ADVERSE REACTIONS

- 6.1 Clinical Studies Experience in Prophylaxis of Organ Rejection Following Renal Transplantation
- 6.2 Rapamune Following Cyclosporine Withdrawal

- 6.3 High-Immunologic Risk Renal Transplant Patients
- 6.4 Conversion from Calcineurin Inhibitors to Rapamune in Maintenance Renal Transplant Population
- 6.5 Pediatric Renal Transplant Patients
- 6.6 Patients with Lymphangiomyomatosis
- 6.7 Postmarketing Experience

7 DRUG INTERACTIONS

- 7.1 Use with Cyclosporine
- 7.2 Strong Inducers and Strong Inhibitors of CYP3A4 and P-gp
- 7.3 Grapefruit Juice
- 7.4 Weak and Moderate Inducers or Inhibitors of CYP3A4 and P-gp
- 7.5 Vaccination

8 USE IN SPECIFIC POPULATIONS

- 8.1 Pregnancy
- 8.3 Nursing Mothers
- 8.4 Pediatric Use
- 8.5 Geriatric Use
- 8.6 Patients with Hepatic Impairment
- 8.7 Patients with Renal Impairment

10 OVERDOSAGE

11 DESCRIPTION

12 CLINICAL PHARMACOLOGY

- 12.1 Mechanism of Action
- 12.2 Pharmacodynamics
- 12.3 Pharmacokinetics

13 NONCLINICAL TOXICOLOGY

- 13.1 Carcinogenesis, Mutagenesis, Impairment of Fertility

14 CLINICAL STUDIES

- 14.1 Prophylaxis of Organ Rejection in Renal Transplant Patients
- 14.2 Cyclosporine Withdrawal Study in Renal Transplant Patients
- 14.3 High-Immunologic Risk Renal Transplant Patients
- 14.4 Conversion from Calcineurin Inhibitors to Rapamune in Maintenance Renal Transplant Patients
- 14.5 Conversion from a CNI-based Regimen to a Sirolimus-based Regimen in Liver Transplant Patients
- 14.6 Pediatric Renal Transplant Patients
- 14.7 Lymphangiomyomatosis Patients

15 REFERENCES

16 HOW SUPPLIED/STORAGE AND HANDLING

- 16.1 Rapamune Oral Solution
- 16.2 Rapamune Tablets

17 PATIENT COUNSELING INFORMATION

- 17.1 Dosage
- 17.2 Skin Cancer Events
- 17.3 Pregnancy Risks

*Sections or subsections omitted from the full prescribing information are not listed.

FULL PRESCRIBING INFORMATION

WARNING: IMMUNOSUPPRESSION, USE IS NOT RECOMMENDED IN LIVER OR LUNG TRANSPLANT PATIENTS

- **Increased susceptibility to infection and the possible development of lymphoma and other malignancies may result from immunosuppression**

Increased susceptibility to infection and the possible development of lymphoma may result from immunosuppression. Only physicians experienced in immunosuppressive therapy and management of renal transplant patients should use Rapamune® for prophylaxis of organ rejection in patients receiving renal transplants. Patients receiving the drug should be managed in facilities equipped and staffed with adequate laboratory and supportive medical resources. The physician responsible for maintenance therapy should have complete information requisite for the follow-up of the patient [see *Warnings and Precautions* (5.1)].

- **The safety and efficacy of Rapamune (sirolimus) as immunosuppressive therapy have not been established in liver or lung transplant patients, and therefore, such use is not recommended [see *Warnings and Precautions* (5.2, 5.3)].**
- **Liver Transplantation – Excess Mortality, Graft Loss, and Hepatic Artery Thrombosis (HAT)**

The use of Rapamune in combination with tacrolimus was associated with excess mortality and graft loss in a study in *de novo* liver transplant patients. Many of these patients had evidence of infection at or near the time of death.

In this and another study in *de novo* liver transplant patients, the use of Rapamune in combination with cyclosporine or tacrolimus was associated with an increase in HAT; most cases of HAT occurred within 30 days post-transplantation and most led to graft loss or death [see *Warnings and Precautions* (5.2)].

- **Lung Transplantation – Bronchial Anastomotic Dehiscence**

Cases of bronchial anastomotic dehiscence, most fatal, have been reported in *de novo* lung transplant patients when Rapamune has been used as part of an immunosuppressive regimen [see *Warnings and Precautions* (5.3)].

1 INDICATIONS AND USAGE

1.1 Prophylaxis of Organ Rejection in Renal Transplantation

Rapamune (sirolimus) is indicated for the prophylaxis of organ rejection in patients aged 13 years or older receiving renal transplants.

In patients at low-to moderate-immunologic risk, it is recommended that Rapamune be used initially in a regimen with cyclosporine and corticosteroids; cyclosporine should be withdrawn 2 to 4 months after transplantation [*see Dosage and Administration (2.2)*].

In patients at high-immunologic risk (defined as Black recipients and/or repeat renal transplant recipients who lost a previous allograft for immunologic reason and/or patients with high panel-reactive antibodies [PRA; peak PRA level > 80%]), it is recommended that Rapamune be used in combination with cyclosporine and corticosteroids for the first year following transplantation [*see Dosage and Administration (2.3), Clinical Studies (14.3)*].

1.2 Limitations of Use in Renal Transplantation

Cyclosporine withdrawal has not been studied in patients with Banff Grade 3 acute rejection or vascular rejection prior to cyclosporine withdrawal, those who are dialysis-dependent, those with serum creatinine > 4.5 mg/dL, Black patients, patients of multi-organ transplants, secondary transplants, or those with high levels of panel-reactive antibodies [*see Clinical Studies (14.2)*].

In patients at high-immunologic risk, the safety and efficacy of Rapamune used in combination with cyclosporine and corticosteroids has not been studied beyond one year; therefore after the first 12 months following transplantation, any adjustments to the immunosuppressive regimen should be considered on the basis of the clinical status of the patient [*see Clinical Studies (14.3)*].

In pediatric patients, the safety and efficacy of Rapamune have not been established in patients < 13 years old, or in pediatric (< 18 years) renal transplant patients considered at high-immunologic risk [*see Adverse Reactions (6.5), Clinical Studies (14.6)*].

The safety and efficacy of *de novo* use of Rapamune without cyclosporine have not been established in renal transplant patients [*see Warnings and Precautions (5.12)*].

The safety and efficacy of conversion from calcineurin inhibitors to Rapamune in maintenance renal transplant patients have not been established [*see Clinical Studies (14.4)*].

1.3 Treatment of Patients with Lymphangiomyomatosis

Rapamune (sirolimus) is indicated for the treatment of patients with lymphangiomyomatosis (LAM).

2 DOSAGE AND ADMINISTRATION

Rapamune is to be administered orally once daily, consistently with or without food [*see Dosage and Administration (2.5), Clinical Pharmacology (12.3)*].

Tablets should not be crushed, chewed or split. Patients unable to take the tablets should be prescribed the solution and instructed in its use.

2.1 General Dosing Guidance for Renal Transplant Patients

The initial dose of Rapamune should be administered as soon as possible after transplantation. It is recommended that Rapamune be taken 4 hours after administration of cyclosporine oral solution (MODIFIED) and or/cyclosporine capsules (MODIFIED) [*see Drug Interactions (7.2)*].

Frequent Rapamune dose adjustments based on non-steady-state sirolimus concentrations can lead to overdosing or underdosing because sirolimus has a long half-life. Once Rapamune maintenance dose is adjusted, patients should continue on the new maintenance dose for at least 7 to 14 days before further dosage adjustment with concentration monitoring. In most patients, dose adjustments can be based on simple proportion: new Rapamune dose = current dose x (target concentration/current concentration). A loading dose should be considered in addition to a new maintenance dose when it is necessary to increase sirolimus trough concentrations: Rapamune loading dose = 3 x (new maintenance dose - current maintenance dose). The maximum Rapamune dose administered on any day should not exceed 40 mg. If an estimated daily dose exceeds 40 mg due to the addition of a loading dose, the loading dose should be administered over 2 days. Sirolimus trough concentrations should be monitored at least 3 to 4 days after a loading dose(s).

Two milligrams (2 mg) of Rapamune Oral Solution have been demonstrated to be clinically equivalent to 2 mg Rapamune Tablets; hence, at this dose these two formulations are interchangeable. However, it is not known if higher doses of Rapamune Oral Solution are clinically equivalent to higher doses of Rapamune Tablets on a mg-to-mg basis [*see Clinical Pharmacology (12.3)*].

2.2 Renal Transplant Patients at Low- to Moderate-Immunologic Risk

Rapamune and Cyclosporine Combination Therapy

For *de novo* renal transplant patients, it is recommended that Rapamune Oral Solution and Tablets be used initially in a regimen with cyclosporine and corticosteroids. A loading dose of Rapamune equivalent to 3 times the maintenance dose should be given, i.e. a daily maintenance dose of 2 mg should be preceded with a loading dose of 6 mg. Therapeutic drug monitoring should be used to maintain sirolimus drug concentrations within the target-range [*see Dosage and Administration (2.5)*].

Rapamune Following Cyclosporine Withdrawal

At 2 to 4 months following transplantation, cyclosporine should be progressively discontinued over 4 to 8 weeks, and the Rapamune dose should be adjusted to obtain sirolimus whole blood trough concentrations within the target-range [*see Dosage and Administration (2.5)*]. Because cyclosporine inhibits the metabolism and transport of sirolimus, sirolimus concentrations may decrease when cyclosporine is discontinued, unless the Rapamune dose is increased [*see Clinical Pharmacology (12.3)*].

2.3 Renal Transplant Patients at High-Immunologic Risk

In patients with high-immunologic risk, it is recommended that Rapamune be used in combination with cyclosporine and corticosteroids for the first 12 months following transplantation [see *Clinical Studies (14.3)*]. The safety and efficacy of this combination in high-immunologic risk patients has not been studied beyond the first 12 months. Therefore, after the first 12 months following transplantation, any adjustments to the immunosuppressive regimen should be considered on the basis of the clinical status of the patient.

For patients receiving Rapamune with cyclosporine, Rapamune therapy should be initiated with a loading dose of up to 15 mg on day 1 post-transplantation. Beginning on day 2, an initial maintenance dose of 5 mg/day should be given. A trough level should be obtained between days 5 and 7, and the daily dose of Rapamune should thereafter be adjusted [see *Dosage and Administration (2.5)*].

The starting dose of cyclosporine should be up to 7 mg/kg/day in divided doses and the dose should subsequently be adjusted to achieve target whole blood trough concentrations [see *Dosage and Administration (2.5)*]. Prednisone should be administered at a minimum of 5 mg/day.

Antibody induction therapy may be used.

2.4 Dosing in Patients with Lymphangiomyomatosis

For patients with lymphangiomyomatosis, the initial Rapamune dose should be 2 mg/day. Sirolimus whole blood trough concentrations should be measured in 10-20 days, with dosage adjustment to maintain concentrations between 5-15 ng/mL [see *Dosage and Administration (2.5)*].

In most patients, dose adjustments can be based on simple proportion: new Rapamune dose = current dose x (target concentration/current concentration). Frequent Rapamune dose adjustments based on non-steady-state sirolimus concentrations can lead to overdosing or under dosing because sirolimus has a long half-life. Once Rapamune maintenance dose is adjusted, patients should continue on the new maintenance dose for at least 7 to 14 days before further dosage adjustment with concentration monitoring. Once a stable dose is achieved, therapeutic drug monitoring should be performed at least every three months.

2.5 Therapeutic Drug Monitoring

Monitoring of sirolimus trough concentrations is recommended for all patients, especially in those patients likely to have altered drug metabolism, in patients \geq 13 years who weigh less than 40 kg, in patients with hepatic impairment, when a change in the Rapamune dosage form is made, and during concurrent administration of strong CYP3A4 inducers and inhibitors [see *Drug Interactions (7)*].

Therapeutic drug monitoring should not be the sole basis for adjusting Rapamune therapy. Careful attention should be made to clinical signs/symptoms, tissue biopsy findings, and laboratory parameters.

When used in combination with cyclosporine, sirolimus trough concentrations should be maintained within the target-range [see *Clinical Studies (14)*, *Clinical Pharmacology (12.3)*]. Following cyclosporine withdrawal in transplant patients at low- to moderate-immunologic risk, the target sirolimus trough concentrations should be 16 to 24 ng/mL for the first year following transplantation. Thereafter, the target sirolimus concentrations should be 12 to 20 ng/mL.

The above recommended 24-hour trough concentration ranges for sirolimus are based on chromatographic methods. Currently in clinical practice, sirolimus whole blood concentrations are being measured by both chromatographic and immunoassay methodologies. Because the measured sirolimus whole blood concentrations depend on the type of assay used, the concentrations obtained by these different methodologies are not interchangeable [see *Warnings and Precautions (5.15)*, *Clinical Pharmacology (12.3)*]. Adjustments to the targeted range should be made according to the assay utilized to determine sirolimus trough concentrations. Since results are assay and laboratory dependent, and the results may change over time, adjustments to the targeted therapeutic range must be made with a detailed knowledge of the site-specific assay used. Therefore, communication should be maintained with the laboratory performing the assay. A discussion of different assay methods is contained in *Clinical Therapeutics*, Volume 22, Supplement B, April 2000 [see *References (15)*].

2.6 Patients with Low Body Weight

The initial dosage in patients ≥ 13 years who weigh less than 40 kg should be adjusted, based on body surface area, to 1 mg/m²/day. The loading dose should be 3 mg/m².

2.7 Patients with Hepatic Impairment

It is recommended that the maintenance dose of Rapamune be reduced by approximately one third in patients with mild or moderate hepatic impairment and by approximately one half in patients with severe hepatic impairment. It is not necessary to modify the Rapamune loading dose [see *Use in Specific Populations (8.6)*, *Clinical Pharmacology (12.3)*].

2.8 Patients with Renal Impairment

Dosage adjustment is not needed in patients with impaired renal function [see *Use in Specific Populations (8.7)*].

2.9 Instructions for Dilution and Administration of Rapamune Oral Solution

The amber oral dose syringe should be used to withdraw the prescribed amount of Rapamune Oral Solution from the bottle. Empty the correct amount of Rapamune from the syringe into only a glass or plastic container holding at least two (2) ounces (1/4 cup, 60 mL) of water or orange juice. No other liquids, including grapefruit juice, should be used for dilution [see *Drug Interactions (7.3)*, *Clinical Pharmacology (12.3)*]. Stir vigorously and drink at once. Refill the container with an additional volume [minimum of four (4) ounces (1/2 cup, 120 mL)] of water or orange juice, stir vigorously, and drink at once.

Rapamune Oral Solution contains polysorbate 80, which is known to increase the rate of di-(2-ethylhexyl)phthalate (DEHP) extraction from polyvinyl chloride (PVC). This should be

considered during the preparation and administration of Rapamune Oral Solution. It is important that these recommendations be followed closely.

3 DOSAGE FORMS AND STRENGTHS

3.1 Rapamune Oral Solution

- 60 mg per 60 mL in amber glass bottle.

3.2 Rapamune Tablets

- 0.5 mg, tan, triangular-shaped tablets marked “RAPAMUNE 0.5 mg” on one side.
- 1 mg, white, triangular-shaped tablets marked “RAPAMUNE 1 mg” on one side.
- 2 mg, yellow-to-beige triangular-shaped tablets marked “RAPAMUNE 2 mg” on one side.

4 CONTRAINDICATIONS

Rapamune is contraindicated in patients with a hypersensitivity to Rapamune [*see Warnings and Precautions (5.4)*].

5 WARNINGS AND PRECAUTIONS

5.1 Increased Susceptibility to Infection and the Possible Development of Lymphoma

Increased susceptibility to infection and the possible development of lymphoma and other malignancies, particularly of the skin, may result from immunosuppression. The rates of lymphoma/lymphoproliferative disease observed in Studies 1 and 2 were 0.7-3.2% (for Rapamune-treated patients) versus 0.6-0.8% (azathioprine and placebo control) [*see Adverse Reactions (6.1) and (6.2)*]. Oversuppression of the immune system can also increase susceptibility to infection, including opportunistic infections such as tuberculosis, fatal infections, and sepsis. Only physicians experienced in immunosuppressive therapy and management of organ transplant patients should use Rapamune for prophylaxis of organ rejection in patients receiving renal transplants. Patients receiving the drug should be managed in facilities equipped and staffed with adequate laboratory and supportive medical resources. The physician responsible for maintenance therapy should have complete information requisite for the follow-up of the patient.

5.2 Liver Transplantation – Excess Mortality, Graft Loss, and Hepatic Artery Thrombosis

The safety and efficacy of Rapamune as immunosuppressive therapy have not been established in liver transplant patients; therefore, such use is not recommended. The use of Rapamune has been associated with adverse outcomes in patients following liver transplantation, including excess mortality, graft loss and hepatic artery thrombosis (HAT).

In a study in *de novo* liver transplant patients, the use of Rapamune in combination with tacrolimus was associated with excess mortality and graft loss (22% in combination versus 9%

on tacrolimus alone). Many of these patients had evidence of infection at or near the time of death.

In this and another study in *de novo* liver transplant patients, the use of Rapamune in combination with cyclosporine or tacrolimus was associated with an increase in HAT (7% in combination versus 2% in the control arm); most cases of HAT occurred within 30 days post-transplantation, and most led to graft loss or death.

In a clinical study in stable liver transplant patients 6-144 months post-liver transplantation and receiving a CNI-based regimen, an increased number of deaths was observed in the group converted to a Rapamune-based regimen compared to the group who was continued on a CNI-based regimen, although the difference was not statistically significant (3.8% versus 1.4%) [*see Clinical Studies (14.5)*].

5.3 Lung Transplantation – Bronchial Anastomotic Dehiscence

Cases of bronchial anastomotic dehiscence, most fatal, have been reported in *de novo* lung transplant patients when Rapamune has been used as part of an immunosuppressive regimen.

The safety and efficacy of Rapamune as immunosuppressive therapy have not been established in lung transplant patients; therefore, such use is not recommended.

5.4 Hypersensitivity Reactions

Hypersensitivity reactions, including anaphylactic/anaphylactoid reactions, angioedema, exfoliative dermatitis and hypersensitivity vasculitis, have been associated with the administration of Rapamune [*see Adverse Reactions (6.7)*].

5.5 Angioedema

Rapamune has been associated with the development of angioedema. The concomitant use of Rapamune with other drugs known to cause angioedema, such as angiotensin-converting enzyme (ACE) inhibitors, may increase the risk of developing angioedema. Elevated sirolimus levels (with/without concomitant ACE inhibitors) may also potentiate angioedema [*see Drug Interactions (7.2)*]. In some cases, the angioedema has resolved upon discontinuation or dose reduction of Rapamune.

5.6 Fluid Accumulation and Impairment of Wound Healing

There have been reports of impaired or delayed wound healing in patients receiving Rapamune, including lymphocele and wound dehiscence [*see Adverse Reactions (6.1)*]. mTOR inhibitors such as sirolimus have been shown *in vitro* to inhibit production of certain growth factors that may affect angiogenesis, fibroblast proliferation, and vascular permeability. Lymphocele, a known surgical complication of renal transplantation, occurred significantly more often in a dose-related fashion in patients treated with Rapamune [*see Adverse Reactions (6.1)*]. Appropriate measures should be considered to minimize such complications. Patients with a body mass index (BMI) greater than 30 kg/m² may be at increased risk of abnormal wound healing based on data from the medical literature.

There have also been reports of fluid accumulation, including peripheral edema, lymphedema, pleural effusion, ascites, and pericardial effusions (including hemodynamically significant effusions and tamponade requiring intervention in children and adults), in patients receiving Rapamune.

5.7 Hyperlipidemia

Increased serum cholesterol and triglycerides requiring treatment occurred more frequently in patients treated with Rapamune compared with azathioprine or placebo controls in Studies 1 and 2 [see *Adverse Reactions (6.1)*]. There were increased incidences of hypercholesterolemia (43-46%) and/or hypertriglyceridemia (45-57%) in patients receiving Rapamune compared with placebo controls (each 23%). The risk/benefit should be carefully considered in patients with established hyperlipidemia before initiating an immunosuppressive regimen including Rapamune.

Any patient who is administered Rapamune should be monitored for hyperlipidemia. If detected, interventions such as diet, exercise, and lipid-lowering agents should be initiated as outlined by the National Cholesterol Education Program guidelines.

In clinical trials of patients receiving Rapamune plus cyclosporine or Rapamune after cyclosporine withdrawal, up to 90% of patients required treatment for hyperlipidemia and hypercholesterolemia with anti-lipid therapy (e.g., statins, fibrates). Despite anti-lipid management, up to 50% of patients had fasting serum cholesterol levels >240 mg/dL and triglycerides above recommended target levels. The concomitant administration of Rapamune and HMG-CoA reductase inhibitors resulted in adverse reactions such as CPK elevations (3%), myalgia (6.7%) and rhabdomyolysis (<1%). In these trials, the number of patients was too small and duration of follow-up too short to evaluate the long-term impact of Rapamune on cardiovascular mortality.

During Rapamune therapy with or without cyclosporine, patients should be monitored for elevated lipids, and patients administered an HMG-CoA reductase inhibitor and/or fibrate should be monitored for the possible development of rhabdomyolysis and other adverse effects, as described in the respective labeling for these agents.

5.8 Decline in Renal Function

Renal function should be closely monitored during the co-administration of Rapamune with cyclosporine, because long-term administration of the combination has been associated with deterioration of renal function. Patients treated with cyclosporine and Rapamune were noted to have higher serum creatinine levels and lower glomerular filtration rates compared with patients treated with cyclosporine and placebo or azathioprine controls (Studies 1 and 2). The rate of decline in renal function in these studies was greater in patients receiving Rapamune and cyclosporine compared with control therapies.

Appropriate adjustment of the immunosuppressive regimen, including discontinuation of Rapamune and/or cyclosporine, should be considered in patients with elevated or increasing serum creatinine levels. In patients at low- to moderate-immunologic risk, continuation of combination therapy with cyclosporine beyond 4 months following transplantation should only

be considered when the benefits outweigh the risks of this combination for the individual patients. Caution should be exercised when using agents (e.g., aminoglycosides and amphotericin B) that are known to have a deleterious effect on renal function.

In patients with delayed graft function, Rapamune may delay recovery of renal function.

5.9 Proteinuria

Periodic quantitative monitoring of urinary protein excretion is recommended. In a study evaluating conversion from calcineurin inhibitors (CNI) to Rapamune in maintenance renal transplant patients 6-120 months post-transplant, increased urinary protein excretion was commonly observed from 6 through 24 months after conversion to Rapamune compared with CNI continuation [see *Clinical Studies (14.4)*, *Adverse Reactions (6.4)*]. Patients with the greatest amount of urinary protein excretion prior to Rapamune conversion were those whose protein excretion increased the most after conversion. New onset nephrosis (nephrotic syndrome) was also reported as a treatment-emergent adverse reaction in 2.2% of the Rapamune conversion group patients in comparison to 0.4% in the CNI continuation group of patients. Nephrotic range proteinuria (defined as urinary protein to creatinine ratio > 3.5) was also reported in 9.2% in the Rapamune conversion group of patients in comparison to 3.7% in the CNI continuation group of patients. In some patients, reduction in the degree of urinary protein excretion was observed for individual patients following discontinuation of Rapamune. The safety and efficacy of conversion from calcineurin inhibitors to Rapamune in maintenance renal transplant patients have not been established.

5.10 Latent Viral Infections

Immunosuppressed patients are at increased risk for opportunistic infections, including activation of latent viral infections. These include BK virus-associated nephropathy, which has been observed in renal transplant patients receiving immunosuppressants, including Rapamune. This infection may be associated with serious outcomes, including deteriorating renal function and renal graft loss [see *Adverse Reactions (6.7)*]. Patient monitoring may help detect patients at risk for BK virus-associated nephropathy. Reduction in immunosuppression should be considered for patients who develop evidence of BK virus-associated nephropathy.

Cases of progressive multifocal leukoencephalopathy (PML), sometimes fatal have been reported in patients treated with immunosuppressants, including Rapamune. PML commonly presents with hemiparesis, apathy, confusion, cognitive deficiencies and ataxia. Risk factors for PML include treatment with immunosuppressant therapies and impairment of immune function. In immunosuppressed patients, physicians should consider PML in the differential diagnosis in patients reporting neurological symptoms and consultation with a neurologist should be considered as clinically indicated. Consideration should be given to reducing the amount of immunosuppression in patients who develop PML. In transplant patients, physicians should also consider the risk that reduced immunosuppression represents to the graft.

5.11 Interstitial Lung Disease/Non-Infectious Pneumonitis

Cases of interstitial lung disease [ILD] (including pneumonitis, bronchiolitis obliterans organizing pneumonia [BOOP], and pulmonary fibrosis), some fatal, with no identified

infectious etiology have occurred in patients receiving immunosuppressive regimens including Rapamune. In some cases, the ILD was reported with pulmonary hypertension (including pulmonary arterial hypertension [PAH]) as a secondary event. In some cases, the ILD has resolved upon discontinuation or dose reduction of Rapamune. The risk may be increased as the trough sirolimus concentration increases [see *Adverse Reactions* (6.7)].

5.12 De Novo Use Without Cyclosporine

The safety and efficacy of *de novo* use of Rapamune without cyclosporine is not established in renal transplant patients. In a multicenter clinical study, *de novo* renal transplant patients treated with Rapamune, mycophenolate mofetil (MMF), steroids, and an IL-2 receptor antagonist had significantly higher acute rejection rates and numerically higher death rates compared to patients treated with cyclosporine, MMF, steroids, and IL-2 receptor antagonist. A benefit, in terms of better renal function, was not apparent in the treatment arm with *de novo* use of Rapamune without cyclosporine. These findings were also observed in a similar treatment group of another clinical trial.

5.13 Increased Risk of Calcineurin Inhibitor-Induced Hemolytic Uremic Syndrome/Thrombotic Thrombocytopenic Purpura/Thrombotic Microangiopathy

The concomitant use of Rapamune with a calcineurin inhibitor may increase the risk of calcineurin inhibitor-induced hemolytic uremic syndrome/thrombotic thrombocytopenic purpura/thrombotic microangiopathy (HUS/TTP/TMA) [see *Adverse Reactions* (6.7)].

5.14 Antimicrobial Prophylaxis

Cases of *Pneumocystis carinii* pneumonia have been reported in transplant patients not receiving antimicrobial prophylaxis. Therefore, antimicrobial prophylaxis for *Pneumocystis carinii* pneumonia should be administered for 1 year following transplantation.

Cytomegalovirus (CMV) prophylaxis is recommended for 3 months after transplantation, particularly for patients at increased risk for CMV disease.

5.15 Different Sirolimus Trough Concentration Reported between Chromatographic and Immunoassay Methodologies

Currently in clinical practice, sirolimus whole blood concentrations are being measured by various chromatographic and immunoassay methodologies. Patient sample concentration values from different assays may not be interchangeable [see *Dosage and Administration* (2.5)].

5.16 Skin Cancer Events

Patients on immunosuppressive therapy are at increased risk for skin cancer. Exposure to sunlight and ultraviolet (UV) light should be limited by wearing protective clothing and using a sunscreen with a high protection factor [see *Adverse Reactions* (6.1, 6.2, 6.7)].

5.17 Interaction with Strong Inhibitors and Inducers of CYP3A4 and/or P-gp

Avoid concomitant use of Rapamune with strong inhibitors of CYP3A4 and/or P-gp (such as ketoconazole, voriconazole, itraconazole, erythromycin, telithromycin, or clarithromycin) or strong inducers of CYP3A4 and/or P-gp (such as rifampin or rifabutin) [*see Drug Interactions (7.2)*].

6 ADVERSE REACTIONS

The following adverse reactions are discussed in greater detail in other sections of the label.

- Increased susceptibility to infection, lymphoma, and malignancy [*see Boxed Warning, Warnings and Precautions (5.1)*]
- Excess mortality, graft loss, and hepatic artery thrombosis in liver transplant patients [*see Boxed Warning, Warnings and Precautions (5.2)*]
- Bronchial anastomotic dehiscence in lung transplant patients [*see Boxed Warning, Warnings and Precautions (5.3)*]
- Hypersensitivity reactions [*see Warnings and Precautions (5.4)*]
- Exfoliative dermatitis [*see Warnings and Precautions (5.4)*]
- Angioedema [*see Warnings and Precautions (5.5)*]
- Fluid Accumulation and Impairment of Wound Healing [*see Warnings and Precautions (5.6)*]
- Hypertriglyceridemia, hypercholesterolemia [*see Warnings and Precautions (5.7)*]
- Decline in renal function in long-term combination of cyclosporine with Rapamune [*see Warnings and Precautions (5.8)*]
- Proteinuria [*see Warnings and Precautions (5.9)*]
- Interstitial lung disease [*see Warnings and Precautions (5.11)*]
- Increased risk of calcineurin inhibitor-induced HUS/TTP/TMA [*see Warnings and Precautions (5.13)*].

The most common ($\geq 30\%$) adverse reactions observed with Rapamune in clinical studies for organ rejection prophylaxis in recipients of renal transplantation are: peripheral edema, hypertriglyceridemia, hypertension, hypercholesterolemia, creatinine increased, constipation, abdominal pain, diarrhea, headache, fever, urinary tract infection, anemia, nausea, arthralgia, pain, and thrombocytopenia.

The most common ($\geq 20\%$) adverse reactions observed with Rapamune in the clinical study for the treatment of LAM are: stomatitis, diarrhea, abdominal pain, nausea, nasopharyngitis, acne, chest pain, peripheral edema, upper respiratory tract infection, headache, dizziness, myalgia, and hypercholesterolemia.

The following adverse reactions resulted in a rate of discontinuation of $> 5\%$ in clinical trials for renal transplant rejection prophylaxis: creatinine increased, hypertriglyceridemia, and TTP. In patients with LAM, 11% of subjects discontinued due to adverse reactions, with no single

adverse reaction leading to discontinuation in more than one patient being treated with Rapamune.

6.1 Clinical Studies Experience in Prophylaxis of Organ Rejection Following Renal Transplantation

The safety and efficacy of Rapamune Oral Solution for the prevention of organ rejection following renal transplantation were assessed in two randomized, double-blind, multicenter, controlled trials [*see Clinical Studies (14.1)*]. The safety profiles in the two studies were similar.

The incidence of adverse reactions in the randomized, double-blind, multicenter, placebo-controlled trial (Study 2) in which 219 renal transplant patients received Rapamune Oral Solution 2 mg/day, 208 received Rapamune Oral Solution 5 mg/day, and 124 received placebo is presented in Table 1 below. The study population had a mean age of 46 years (range 15 to 71 years), the distribution was 67% male, and the composition by race was: White (78%), Black (11%), Asian (3%), Hispanic (2%), and Other (5%). All patients were treated with cyclosporine and corticosteroids. Data (≥ 12 months post-transplant) presented in the following table show the adverse reactions that occurred in at least one of the Rapamune treatment groups with an incidence of $\geq 20\%$.

The safety profile of the tablet did not differ from that of the oral solution formulation [*see Clinical Studies (14.1)*].

In general, adverse reactions related to the administration of Rapamune were dependent on dose/concentration. Although a daily maintenance dose of 5 mg, with a loading dose of 15 mg, was shown to be safe and effective, no efficacy advantage over the 2 mg dose could be established for renal transplant patients. Patients receiving 2 mg of Rapamune Oral Solution per day demonstrated an overall better safety profile than did patients receiving 5 mg of Rapamune Oral Solution per day.

Because clinical trials are conducted under widely varying conditions, adverse reaction rates observed in one clinical trial of a drug cannot be directly compared with rates in the clinical trials of the same or another drug and may not reflect the rates observed in practice.

TABLE 1: ADVERSE REACTIONS OCCURRING AT A FREQUENCY OF $\geq 20\%$ IN AT LEAST ONE OF THE RAPAMUNE TREATMENT GROUPS IN A STUDY OF PROPHYLAXIS OF ORGAN REJECTION FOLLOWING RENAL TRANSPLANTATION (%) AT ≥ 12 MONTHS POST-TRANSPLANTATION (STUDY 2)^a

Adverse Reaction	—Rapamune Oral Solution—		
	2 mg/day (n = 218)	5 mg/day (n = 208)	Placebo (n = 124)
Peripheral edema	54	58	48
Hypertriglyceridemia	45	57	23
Hypertension	45	49	48
Hypercholesterolemia	43	46	23
Creatinine increased	39	40	38
Constipation	36	38	31
Abdominal pain	29	36	30
Diarrhea	25	35	27
Headache	34	34	31
Fever	23	34	35
Urinary tract infection	26	33	26
Anemia	23	33	21
Nausea	25	31	29
Arthralgia	25	31	18
Thrombocytopenia	14	30	9
Pain	33	29	25
Acne	22	22	19
Rash	10	20	6
Edema	20	18	15

a: Patients received cyclosporine and corticosteroids.

The following adverse reactions were reported less frequently ($\geq 3\%$, but $< 20\%$)

- **Body as a Whole** – Sepsis, lymphocele, herpes zoster, herpes simplex.
- **Cardiovascular** – Venous thromboembolism (including pulmonary embolism, deep venous thrombosis), tachycardia.
- **Digestive System** – Stomatitis.
- **Hematologic and Lymphatic System** – Thrombotic thrombocytopenic purpura/hemolytic uremic syndrome (TTP/HUS), leukopenia.
- **Metabolic/Nutritional** – Abnormal healing, increased lactic dehydrogenase (LDH), hypokalemia, diabetes mellitus.
- **Musculoskeletal System** – Bone necrosis.
- **Respiratory System** – Pneumonia, epistaxis.
- **Skin** – Melanoma, squamous cell carcinoma, basal cell carcinoma.
- **Urogenital System** – Pyelonephritis, decline in renal function (creatinine increased) in long-term combination of cyclosporine with Rapamune [*see Warnings and Precautions (5.8)*], ovarian cysts, menstrual disorders (including amenorrhea and menorrhagia).

Less frequently (< 3%) occurring adverse reactions included: lymphoma/post-transplant lymphoproliferative disorder, mycobacterial infections (including *M. tuberculosis*), pancreatitis, cytomegalovirus (CMV), and Epstein-Barr virus.

Increased Serum Cholesterol and Triglycerides

The use of Rapamune in renal transplant patients was associated with increased serum cholesterol and triglycerides that may require treatment.

In Studies 1 and 2, in *de novo* renal transplant patients who began the study with fasting, total serum cholesterol < 200 mg/dL or fasting, total serum triglycerides < 200 mg/dL, there was an increased incidence of hypercholesterolemia (fasting serum cholesterol > 240 mg/dL) or hypertriglyceridemia (fasting serum triglycerides > 500 mg/dL), respectively, in patients receiving both Rapamune 2 mg and Rapamune 5 mg compared with azathioprine and placebo controls.

Treatment of new-onset hypercholesterolemia with lipid-lowering agents was required in 42-52% of patients enrolled in the Rapamune arms of Studies 1 and 2 compared with 16% of patients in the placebo arm and 22% of patients in the azathioprine arm. In other Rapamune renal transplant studies, up to 90% of patients required treatment for hyperlipidemia and hypercholesterolemia with anti-lipid therapy (e.g., statins, fibrates). Despite anti-lipid management, up to 50% of patients had fasting serum cholesterol levels >240 mg/dL and triglycerides above recommended target levels [*see Warnings and Precautions (5.7)*].

Abnormal Healing

Abnormal healing events following transplant surgery include fascial dehiscence, incisional hernia, and anastomosis disruption (e.g., wound, vascular, airway, ureteral, biliary).

Malignancies

Table 2 below summarizes the incidence of malignancies in the two controlled trials (Studies 1 and 2) for the prevention of acute rejection [*see Clinical Studies (14.1)*].

At 24 months (Study 1) and 36 months (Study 2) post-transplant, there were no significant differences among treatment groups.

TABLE 2: INCIDENCE (%) OF MALIGNANCIES IN STUDY 1 (24 MONTHS) AND STUDY 2 (36 MONTHS) POST-TRANSPLANT^{a,b}

Malignancy	Rapamune Oral Solution 2 mg/day		Rapamune Oral Solution 5 mg/day		Azathioprine 2-3 mg/kg/day	Placebo
	Study 1 (n = 284)	Study 2 (n = 227)	Study 1 (n = 274)	Study 2 (n = 219)	Study 1 (n = 161)	Study 2 (n = 130)
	Lymphoma/lymphoproliferative disease	0.7	1.8	1.1	3.2	0.6
Skin Carcinoma						
Any Squamous Cell ^c	0.4	2.7	2.2	0.9	3.8	3.0
Any Basal Cell ^c	0.7	2.2	1.5	1.8	2.5	5.3
Melanoma	0.0	0.4	0.0	1.4	0.0	0.0
Miscellaneous/Not Specified	0.0	0.0	0.0	0.0	0.0	0.8
Total	1.1	4.4	3.3	4.1	4.3	7.7
Other Malignancy	1.1	2.2	1.5	1.4	0.6	2.3

a: Patients received cyclosporine and corticosteroids.

b: Includes patients who prematurely discontinued treatment.

c: Patients may be counted in more than one category.

6.2 Rapamune Following Cyclosporine Withdrawal

The incidence of adverse reactions was determined through 36 months in a randomized, multicenter, controlled trial (Study 3) in which 215 renal transplant patients received Rapamune as a maintenance regimen following cyclosporine withdrawal, and 215 patients received Rapamune with cyclosporine therapy [see *Clinical Studies (14.2)*]. All patients were treated with corticosteroids. The safety profile prior to randomization (start of cyclosporine withdrawal) was similar to that of the 2 mg Rapamune groups in Studies 1 and 2.

Following randomization (at 3 months), patients who had cyclosporine eliminated from their therapy experienced higher incidences of the following adverse reactions: abnormal liver function tests (including increased AST/SGOT and increased ALT/SGPT), hypokalemia, thrombocytopenia, and abnormal healing. Conversely, the incidence of the following adverse events was higher in patients who remained on cyclosporine than those who had cyclosporine withdrawn from therapy: hypertension, cyclosporine toxicity, increased creatinine, abnormal kidney function, toxic nephropathy, edema, hyperkalemia, hyperuricemia, and gum hyperplasia. Mean systolic and diastolic blood pressure improved significantly following cyclosporine withdrawal.

Malignancies

The incidence of malignancies in Study 3 [see *Clinical Studies (14.2)*] is presented in Table 3.

In Study 3, the incidence of lymphoma/lymphoproliferative disease was similar in all treatment groups. The overall incidence of malignancy was higher in patients receiving Rapamune plus cyclosporine compared with patients who had cyclosporine withdrawn. Conclusions regarding these differences in the incidence of malignancy could not be made because Study 3 was not designed to consider malignancy risk factors or systematically screen subjects for malignancy.

In addition, more patients in the Rapamune with cyclosporine group had a pretransplantation history of skin carcinoma.

TABLE 3: INCIDENCE (%) OF MALIGNANCIES IN STUDY 3 (CYCLOSPORINE WITHDRAWAL STUDY) AT 36 MONTHS POST-TRANSPLANT^{a,b}

Malignancy	Nonrandomized (n = 95)	Rapamune with Cyclosporine Therapy (n = 215)	Rapamune Following Cyclosporine Withdrawal (n = 215)
Lymphoma/lymphoproliferative disease	1.1	1.4	0.5
Skin Carcinoma			
Any Squamous Cell ^c	3.2	3.3	2.3
Any Basal Cell ^c	3.2	6.5	2.3
Melanoma	0.0	0.5	0.0
Miscellaneous/Not Specified	1.1	0.9	0.0
Total	4.2	7.9	3.7
Other Malignancy	3.2	3.3	1.9

a: Patients received cyclosporine and corticosteroids.

b: Includes patients who prematurely discontinued treatment.

c: Patients may be counted in more than one category.

6.3 High-Immunologic Risk Renal Transplant Patients

Safety was assessed in 224 patients who received at least one dose of sirolimus with cyclosporine [*see Clinical Studies (14.3)*]. Overall, the incidence and nature of adverse reactions was similar to those seen in previous combination studies with Rapamune. The incidence of malignancy was 1.3% at 12 months.

6.4 Conversion from Calcineurin Inhibitors to Rapamune in Maintenance Renal Transplant Population

The safety and efficacy of conversion from calcineurin inhibitors to Rapamune in maintenance renal transplant population have not been established [*see Clinical Studies (14.4)*]. In a study evaluating the safety and efficacy of conversion from calcineurin inhibitors to Rapamune (initial target sirolimus concentrations of 12-20 ng/mL, and then 8-20 ng/mL, by chromatographic assay) in maintenance renal transplant patients, enrollment was stopped in the subset of patients (n = 87) with a baseline glomerular filtration rate of less than 40 mL/min. There was a higher rate of serious adverse events, including pneumonia, acute rejection, graft loss and death, in this stratum of the Rapamune treatment arm.

The subset of patients with a baseline glomerular filtration rate of less than 40 mL/min had 2 years of follow-up after randomization. In this population, the rate of pneumonia was 25.9% (15/58) versus 13.8% (4/29), graft loss (excluding death with functioning graft loss) was 22.4% (13/58) versus 31.0% (9/29), and death was 15.5% (9/58) versus 3.4% (1/29) in the sirolimus conversion group and CNI continuation group, respectively.

In the subset of patients with a baseline glomerular filtration rate of greater than 40 mL/min, there was no benefit associated with conversion with regard to improvement in renal function and a greater incidence of proteinuria in the Rapamune conversion arm.

Overall in this study, a 5-fold increase in the reports of tuberculosis among sirolimus 2.0% (11/551) and comparator 0.4% (1/273) treatment groups was observed with 2:1 randomization scheme.

6.5 Pediatric Renal Transplant Patients

Safety was assessed in a controlled clinical trial in pediatric (< 18 years of age) renal transplant patients considered at high-immunologic risk, defined as a history of one or more acute allograft rejection episodes and/or the presence of chronic allograft nephropathy on a renal biopsy [see *Clinical Studies (14.6)*]. The use of Rapamune in combination with calcineurin inhibitors and corticosteroids was associated with a higher incidence of deterioration of renal function (creatinine increased) compared to calcineurin inhibitor-based therapy, serum lipid abnormalities (including, but not limited to, increased serum triglycerides and cholesterol), and urinary tract infections.

6.6 Patients with Lymphangiomyomatosis

Safety was assessed in a controlled trial involving 89 patients with lymphangiomyomatosis, 46 of whom were treated with Rapamune [see *Clinical Studies (14.7)*]. The adverse drug reactions observed in this trial were consistent with the known safety profile for renal transplant patients receiving Rapamune, with the addition of weight decreased which was reported at a greater incidence with Rapamune when compared to placebo. Adverse reactions occurring at a frequency of $\geq 20\%$ in the Rapamune treatment group and greater than placebo include stomatitis, diarrhea, abdominal pain, nausea, nasopharyngitis, acne, chest pain, peripheral edema, upper respiratory tract infection, headache, dizziness, myalgia, and hypercholesterolemia.

6.7 Postmarketing Experience

The following adverse reactions have been identified during post-approval use of Rapamune in transplant patients. Because these reactions are reported voluntarily from a population of uncertain size, it is not always possible to reliably estimate their frequency or establish a causal relationship to drug exposure.

- **Body as a Whole** – Lymphedema.
- **Cardiovascular** – Pericardial effusion (including hemodynamically significant effusions and tamponade requiring intervention in children and adults) and fluid accumulation.
- **Digestive System** – Ascites.
- **Hematological/Lymphatic** –Pancytopenia, neutropenia.
- **Hepatobiliary Disorders** – Hepatotoxicity, including fatal hepatic necrosis, with elevated sirolimus trough concentrations.

- **Immune System** – Hypersensitivity reactions, including anaphylactic/anaphylactoid reactions, angioedema, and hypersensitivity vasculitis [see *Warnings and Precautions* (5.4)].
- **Infections** – Tuberculosis. BK virus associated nephropathy has been observed in patients receiving immunosuppressants, including Rapamune. This infection may be associated with serious outcomes, including deteriorating renal function and renal graft loss. Cases of progressive multifocal leukoencephalopathy (PML), sometimes fatal, have been reported in patients treated with immunosuppressants, including Rapamune [see *Warnings and Precautions* (5.10)]. *Clostridium difficile* enterocolitis.
- **Metabolic/Nutritional** – Liver function test abnormal, AST/SGOT increased, ALT/SGPT increased, hypophosphatemia, hyperglycemia, diabetes mellitus.
- **Nervous system** - Posterior reversible encephalopathy syndrome.
- **Respiratory** – Cases of interstitial lung disease (including pneumonitis, bronchiolitis obliterans organizing pneumonia [BOOP], and pulmonary fibrosis), some fatal, with no identified infectious etiology have occurred in patients receiving immunosuppressive regimens including Rapamune. In some cases, the interstitial lung disease has resolved upon discontinuation or dose reduction of Rapamune. The risk may be increased as the sirolimus trough concentration increases [see *Warnings and Precautions* (5.11)]; pulmonary hemorrhage; pleural effusion; alveolar proteinosis.
- **Skin** – Neuroendocrine carcinoma of the skin (Merkel cell carcinoma)[see *Warnings and Precautions* (5.16)], exfoliative dermatitis [see *Warnings and Precautions* (5.4)].
- **Urogenital** – Nephrotic syndrome, proteinuria, focal segmental glomerulosclerosis, ovarian cysts, menstrual disorders (including amenorrhea and menorrhagia). Azoospermia has been reported with the use of Rapamune and has been reversible upon discontinuation of Rapamune in most cases.

7 DRUG INTERACTIONS

Sirolimus is known to be a substrate for both cytochrome P-450 3A4 (CYP3A4) and p-glycoprotein (P-gp). Inducers of CYP3A4 and P-gp may decrease sirolimus concentrations whereas inhibitors of CYP3A4 and P-gp may increase sirolimus concentrations.

7.1 Use with Cyclosporine

Cyclosporine, a substrate and inhibitor of CYP3A4 and P-gp, was demonstrated to increase sirolimus concentrations when co-administered with sirolimus. In order to diminish the effect of this interaction with cyclosporine, it is recommended that Rapamune be taken 4 hours after administration of cyclosporine oral solution (MODIFIED) and/or cyclosporine capsules (MODIFIED). If cyclosporine is withdrawn from combination therapy with Rapamune, higher doses of Rapamune are needed to maintain the recommended sirolimus trough concentration ranges [see *Dosage and Administration* (2.2), *Clinical Pharmacology* (12.3)].

7.2 Strong Inducers and Strong Inhibitors of CYP3A4 and P-gp

Avoid concomitant use of sirolimus with strong inducers (e.g., rifampin, rifabutin) and strong inhibitors (e.g., ketoconazole, voriconazole, itraconazole, erythromycin, telithromycin,

clarithromycin) of CYP3A4 and P-gp. Alternative agents with lesser interaction potential with sirolimus should be considered [see *Warnings and Precautions (5.17)*, *Clinical Pharmacology (12.3)*].

7.3 Grapefruit Juice

Because grapefruit juice inhibits the CYP3A4-mediated metabolism of sirolimus, it must not be taken with or be used for dilution of Rapamune [see *Dosage and Administration (2.9)*, *Drug Interactions (7.3)*, *Clinical Pharmacology (12.3)*].

7.4 Weak and Moderate Inducers or Inhibitors of CYP3A4 and P-gp

Exercise caution when using sirolimus with drugs or agents that are modulators of CYP3A4 and P-gp. The dosage of Rapamune and/or the co-administered drug may need to be adjusted [see *Clinical Pharmacology (12.3)*].

- Drugs that could increase sirolimus blood concentrations:
Bromocriptone, cimetidine, cisapride, clotrimazole, danazol, diltiazem, fluconazole, protease inhibitors (e.g., HIV and hepatitis C that include drugs such as ritonavir, indinavir, boceprevir, and telaprevir), metoclopramide, nicardipine, troleandomycin, verapamil
- Drugs and other agents that could decrease sirolimus concentrations:
Carbamazepine, phenobarbital, phenytoin, rifapentine, St. John's Wort (*Hypericum perforatum*)
- Drugs with concentrations that could increase when given with Rapamune:
Verapamil

7.5 Vaccination

Immunosuppressants may affect response to vaccination. Therefore, during treatment with Rapamune, vaccination may be less effective. The use of live vaccines should be avoided; live vaccines may include, but are not limited to, the following: measles, mumps, rubella, oral polio, BCG, yellow fever, varicella, and TY21a typhoid.

8 USE IN SPECIFIC POPULATIONS

8.1 Pregnancy

Pregnancy Category C: Sirolimus was embryo/fetotoxic in rats when given in doses approximately 0.2 to 0.5 the human doses (adjusted for body surface area). Embryo/fetotoxicity was manifested as mortality and reduced fetal weights (with associated delays in skeletal ossification). However, no teratogenesis was evident. In combination with cyclosporine, rats had increased embryo/feto mortality compared with sirolimus alone. There were no effects on rabbit development at a maternally toxic dosage approximately 0.3 to 0.8 times the human doses (adjusted for body surface area). There are no adequate and well-controlled studies in pregnant women. Effective contraception must be initiated before Rapamune therapy, during Rapamune therapy, and for 12 weeks after Rapamune therapy has been stopped. Rapamune

should be used during pregnancy only if the potential benefit outweighs the potential risk to the embryo/fetus.

8.3 Nursing Mothers

Sirolimus is excreted in trace amounts in milk of lactating rats. It is not known whether sirolimus is excreted in human milk. The pharmacokinetic and safety profiles of sirolimus in infants are not known. Because many drugs are excreted in human milk, and because of the potential for adverse reactions in nursing infants from sirolimus, a decision should be made whether to discontinue nursing or to discontinue the drug, taking into account the importance of the drug to the mother.

8.4 Pediatric Use

Renal Transplant

The safety and efficacy of Rapamune in pediatric patients < 13 years have not been established.

The safety and efficacy of Rapamune Oral Solution and Rapamune Tablets have been established for prophylaxis of organ rejection in renal transplantation in children ≥ 13 years judged to be at low- to moderate-immunologic risk. Use of Rapamune Oral Solution and Rapamune Tablets in this subpopulation of children ≥ 13 years is supported by evidence from adequate and well-controlled trials of Rapamune Oral Solution in adults with additional pharmacokinetic data in pediatric renal transplantation patients [*see Clinical Pharmacology (12.3)*].

Safety and efficacy information from a controlled clinical trial in pediatric and adolescent (< 18 years of age) renal transplant patients judged to be at high-immunologic risk, defined as a history of one or more acute rejection episodes and/or the presence of chronic allograft nephropathy, do not support the chronic use of Rapamune Oral Solution or Tablets in combination with calcineurin inhibitors and corticosteroids, due to the higher incidence of lipid abnormalities and deterioration of renal function associated with these immunosuppressive regimens compared to calcineurin inhibitors, without increased benefit with respect to acute rejection, graft survival, or patient survival [*see Clinical Studies (14.6)*].

Lymphangi leiomyomatosis

The safety and efficacy of Rapamune in pediatric patients < 18 years have not been established.

8.5 Geriatric Use

Clinical studies of Rapamune Oral Solution or Tablets did not include sufficient numbers of patients ≥ 65 years to determine whether they respond differently from younger patients. Data pertaining to sirolimus trough concentrations suggest that dose adjustments based upon age in geriatric renal patients are not necessary. Differences in responses between the elderly and younger patients have not been identified. In general, dose selection for an elderly patient should be cautious, usually starting at the low end of the dosing range, reflecting the greater

frequency of decreased hepatic, or cardiac function, and of concomitant disease or other drug therapy.

8.6 Patients with Hepatic Impairment

The maintenance dose of Rapamune should be reduced in patients with hepatic impairment [*see Dosage and Administration (2.7), Clinical Pharmacology (12.3)*].

8.7 Patients with Renal Impairment

Dosage adjustment is not required in patients with renal impairment [*see Dosage and Administration (2.8), Clinical Pharmacology (12.3)*].

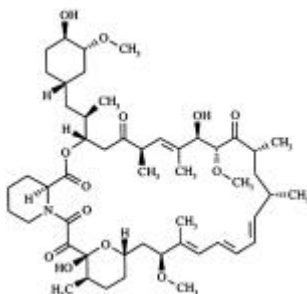
10 OVERDOSAGE

Reports of overdose with Rapamune have been received; however, experience has been limited. In general, the adverse effects of overdose are consistent with those listed in the adverse reactions section [*see Adverse Reactions (6)*].

General supportive measures should be followed in all cases of overdose. Based on the low aqueous solubility and high erythrocyte and plasma protein binding of sirolimus, it is anticipated that sirolimus is not dialyzable to any significant extent. In mice and rats, the acute oral LD₅₀ was greater than 800 mg/kg.

11 DESCRIPTION

Rapamune (sirolimus) is an immunosuppressive agent. Sirolimus is a macrocyclic lactone produced by *Streptomyces hygroscopicus*. The chemical name of sirolimus (also known as rapamycin) is (3*S*,6*R*,7*E*,9*R*,10*R*,12*R*,14*S*,15*E*,17*E*,19*E*,21*S*,23*S*,26*R*,27*R*,34*aS*)-9,10,12,13,14,21,22,23,24,25,26,27,32,33,34, 34a-hexadecahydro-9,27-dihydroxy-3-[(1*R*)-2-[(1*S*,3*R*,4*R*)-4-hydroxy-3-methoxycyclohexyl]-1-methylethyl]-10,21-dimethoxy-6,8,12,14,20,26-hexamethyl-23,27-epoxy-3*H*-pyrido[2,1-*c*][1,4]oxaazacyclohenacontine-1,5,11,28,29 (4*H*,6*H*,31*H*)-pentone. Its molecular formula is C₅₁H₇₉NO₁₃ and its molecular weight is 914.2. The structural formula of sirolimus is illustrated as follows.



Sirolimus is a white to off-white powder and is insoluble in water, but freely soluble in benzyl alcohol, chloroform, acetone, and acetonitrile.

Rapamune is available for administration as an oral solution containing 1 mg/mL sirolimus. Rapamune is also available as a tan, triangular-shaped tablet containing 0.5 mg sirolimus, as a white, triangular-shaped tablet containing 1 mg sirolimus, and as a yellow-to-beige triangular-shaped tablet containing 2 mg sirolimus.

The inactive ingredients in Rapamune Oral Solution are Phosal 50 PG[®] (phosphatidylcholine, propylene glycol, mono- and di-glycerides, ethanol, soy fatty acids, and ascorbyl palmitate) and polysorbate 80. Rapamune Oral Solution contains 1.5% - 2.5% ethanol.

The inactive ingredients in Rapamune Tablets include sucrose, lactose, polyethylene glycol 8000, calcium sulfate, microcrystalline cellulose, pharmaceutical glaze, talc, titanium dioxide, magnesium stearate, povidone, poloxamer 188, polyethylene glycol 20,000, glyceryl monooleate, carnauba wax, *dl*-alpha tocopherol, and other ingredients. The 0.5 mg and 2 mg dosage strengths also contain yellow iron (ferric) oxide and brown iron (ferric) oxide.

12 CLINICAL PHARMACOLOGY

12.1 Mechanism of Action

Sirolimus inhibits T-lymphocyte activation and proliferation that occurs in response to antigenic and cytokine (Interleukin [IL]-2, IL-4, and IL-15) stimulation by a mechanism that is distinct from that of other immunosuppressants. Sirolimus also inhibits antibody production. In cells, sirolimus binds to the immunophilin, FK Binding Protein-12 (FKBP-12), to generate an immunosuppressive complex. The sirolimus:FKBP-12 complex has no effect on calcineurin activity. This complex binds to and inhibits the activation of the mammalian Target Of Rapamycin (mTOR), a key regulatory kinase. This inhibition suppresses cytokine-driven T-cell proliferation, inhibiting the progression from the G₁ to the S phase of the cell cycle.

Studies in experimental models show that sirolimus prolongs allograft (kidney, heart, skin, islet, small bowel, pancreatico-duodenal, and bone marrow) survival in mice, rats, pigs, and/or primates. Sirolimus reverses acute rejection of heart and kidney allografts in rats and prolongs the graft survival in presensitized rats. In some studies, the immunosuppressive effect of sirolimus lasts up to 6 months after discontinuation of therapy. This tolerization effect is alloantigen-specific.

In rodent models of autoimmune disease, sirolimus suppresses immune-mediated events associated with systemic lupus erythematosus, collagen-induced arthritis, autoimmune type I diabetes, autoimmune myocarditis, experimental allergic encephalomyelitis, graft-versus-host disease, and autoimmune uveoretinitis.

Lymphangioliomyomatosis involves lung tissue infiltration with smooth muscle-like cells that harbor inactivating mutations of the tuberous sclerosis complex (TSC) gene (LAM cells). Loss of TSC gene function activates the mTOR signaling pathway, resulting in cellular proliferation and release of lymphangiogenic growth factors. Sirolimus inhibits the activated mTOR pathway and thus the proliferation of LAM cells.

12.2 Pharmacodynamics

Orally-administered Rapamune, at doses of 2 mg/day and 5 mg/day, significantly reduced the incidence of organ rejection in low- to moderate-immunologic risk renal transplant patients at 6 months following transplantation compared with either azathioprine or placebo [see *Clinical Studies (14.1)*]. There was no demonstrable efficacy advantage of a daily maintenance dose of 5 mg with a loading dose of 15 mg over a daily maintenance dose of 2 mg with a loading dose of 6 mg. Therapeutic drug monitoring should be used to maintain sirolimus drug levels within the target-range [see *Dosage and Administration (2.5)*].

12.3 Pharmacokinetics

Sirolimus pharmacokinetics activity have been determined following oral administration in healthy subjects, pediatric patients, hepatically impaired patients, and renal transplant patients.

The pharmacokinetic parameters of sirolimus in low- to moderate-immunologic risk adult renal transplant patients following multiple dosing with Rapamune 2 mg daily, in combination with cyclosporine and corticosteroids, is summarized in Table 4.

TABLE 4: MEAN ± SD STEADY STATE SIROLIMUS PHARMACOKINETIC PARAMETERS IN LOW-TO MODERATE-IMMUNOLOGIC RISK ADULT RENAL TRANSPLANT PATIENTS FOLLOWING RAPAMUNE 2 MG DAILY^{a,b}

	Multiple Dose (daily dose)	
	Solution	Tablets
C _{max} (ng/mL)	14.4 ± 5.3	15.0 ± 4.9
t _{max} (hr)	2.1 ± 0.8	3.5 ± 2.4
AUC (ng•h/mL)	194 ± 78	230 ± 67
C _{min} (ng/mL) ^c	7.1 ± 3.5	7.6 ± 3.1
CL/F (mL/h/kg)	173 ± 50	139 ± 63

a: In presence of cyclosporine administered 4 hours before Rapamune dosing.

b: Based on data collected at months 1 and 3 post-transplantation.

c: Average C_{min} over 6 months.

Whole blood trough sirolimus concentrations, as measured by LC/MS/MS in renal transplant patients, were significantly correlated with AUC_{τ,ss}. Upon repeated, twice-daily administration without an initial loading dose in a multiple-dose study, the average trough concentration of sirolimus increases approximately 2- to 3-fold over the initial 6 days of therapy, at which time steady-state is reached. A loading dose of 3 times the maintenance dose will provide near steady-state concentrations within 1 day in most patients [see *Dosage and Administration (2.3, 2.5)*, *Warning and Precautions (5.15)*].

Absorption

Following administration of Rapamune Oral Solution, the mean times to peak concentration (t_{max}) of sirolimus are approximately 1 hour and 2 hours in healthy subjects and renal transplant patients, respectively. The systemic availability of sirolimus is low, and was estimated to be approximately 14% after the administration of Rapamune Oral Solution. In healthy subjects, the mean bioavailability of sirolimus after administration of the tablet is approximately 27%

higher relative to the solution. Sirolimus tablets are not bioequivalent to the solution; however, clinical equivalence has been demonstrated at the 2 mg dose level. Sirolimus concentrations, following the administration of Rapamune Oral Solution to stable renal transplant patients, are dose-proportional between 3 and 12 mg/m².

Food Effects

To minimize variability in sirolimus concentrations, both Rapamune Oral Solution and Tablets should be taken consistently with or without food [*see Dosage and Administration (2)*]. In healthy subjects, a high-fat meal (861.8 kcal, 54.9% kcal from fat) increased the mean total exposure (AUC) of sirolimus by 23 to 35%, compared with fasting. The effect of food on the mean sirolimus C_{max} was inconsistent depending on the Rapamune dosage form evaluated.

Distribution

The mean (\pm SD) blood-to-plasma ratio of sirolimus was 36 ± 18 in stable renal allograft patients, indicating that sirolimus is extensively partitioned into formed blood elements. The mean volume of distribution (V_{ss}/F) of sirolimus is 12 ± 8 L/kg. Sirolimus is extensively bound (approximately 92%) to human plasma proteins, mainly serum albumin (97%), α_1 -acid glycoprotein, and lipoproteins.

Metabolism

Sirolimus is a substrate for both CYP3A4 and P-gp. Sirolimus is extensively metabolized in the intestinal wall and liver and undergoes counter-transport from enterocytes of the small intestine into the gut lumen. Inhibitors of CYP3A4 and P-gp increase sirolimus concentrations. Inducers of CYP3A4 and P-gp decrease sirolimus concentrations [*see Warnings and Precautions (5.17) and Drug Interactions (7)*]. Sirolimus is extensively metabolized by O-demethylation and/or hydroxylation. Seven (7) major metabolites, including hydroxy, demethyl, and hydroxydemethyl, are identifiable in whole blood. Some of these metabolites are also detectable in plasma, fecal, and urine samples. Sirolimus is the major component in human whole blood and contributes to more than 90% of the immunosuppressive activity.

Excretion

After a single dose of [¹⁴C] sirolimus oral solution in healthy volunteers, the majority (91%) of radioactivity was recovered from the feces, and only a minor amount (2.2%) was excreted in urine. The mean \pm SD terminal elimination half life (t_{1/2}) of sirolimus after multiple dosing in stable renal transplant patients was estimated to be about 62 ± 16 hours.

Sirolimus Concentrations (Chromatographic Equivalent) Observed in Phase 3 Clinical Studies

The following sirolimus concentrations (chromatographic equivalent) were observed in phase 3 clinical studies for prophylaxis of organ rejection in *de novo* renal transplant patients [*see Clinical Studies (14)*].

TABLE 5: SIROLIMUS WHOLE BLOOD TROUGH CONCENTRATIONS OBSERVED IN RENAL TRANSPLANT PATIENTS ENROLLED IN PHASE 3 STUDIES

Patient Population(Study number)	Treatment	Year 1		Year 3	
		Mean (ng/mL)	10 th – 90 th percentiles (ng/mL)	Mean (ng/mL)	10 th – 90 th percentiles (ng/mL)
Low-to-moderate risk (Studies 1 & 2)	Rapamune (2 mg/day) + CsA	7.2	3.6 – 11	–	–
	Rapamune (5 mg/day) + CsA	14	8 – 22	–	–
Low-to-moderate risk (Study 3)	Rapamune + CsA	8.6	5 – 13 ^a	9.1	5.4 – 14
	Rapamune alone	19	14 – 22 ^a	16	11 – 22
High risk (Study 4)	Rapamune + CsA	15.7	5.4 – 27.3 ^b	–	–
	CsA	11.8	6.2 – 16.9 ^c		
		11.5	6.3 – 17.3 ^d		

a: Months 4 through 12

b: Up to Week 2; observed CsA C_{min} was 217 (56 – 432) ng/mL

c: Week 2 to Week 26; observed CsA C_{min} range was 174 (71 – 288) ng/mL

d: Week 26 to Week 52; observed CsA C_{min} was 136 (54.5 – 218) ng/mL

The withdrawal of cyclosporine and concurrent increases in sirolimus trough concentrations to steady-state required approximately 6 weeks. Following cyclosporine withdrawal, larger Rapamune doses were required due to the absence of the inhibition of sirolimus metabolism and transport by cyclosporine and to achieve higher target sirolimus trough concentrations during concentration-controlled administration [*see Dosage and Administration (2.1), Drug Interactions (7.1)*].

Lymphangiomyomatosis

In a clinical trial of patients with lymphangiomyomatosis, the median whole blood sirolimus trough concentration after 3 weeks of receiving sirolimus tablets at a dose of 2 mg/day was 6.8 ng/mL (interquartile range 4.6 to 9.0 ng/mL; n = 37).

Pharmacokinetics in Specific Populations

Hepatic Impairment

Rapamune was administered as a single, oral dose to subjects with normal hepatic function and to patients with Child-Pugh classification A (mild), B (moderate), or C (severe) hepatic impairment. Compared with the values in the normal hepatic function group, the patients with mild, moderate, and severe hepatic impairment had 43%, 94%, and 189% higher mean values for sirolimus AUC, respectively, with no statistically significant differences in mean C_{max}. As the severity of hepatic impairment increased, there were steady increases in mean sirolimus t_{1/2}, and decreases in the mean sirolimus clearance normalized for body weight (CL/F/kg).

The maintenance dose of Rapamune should be reduced by approximately one third in patients with mild-to-moderate hepatic impairment and by approximately one half in patients with

severe hepatic impairment [see *Dosage and Administration (2.5)*]. It is not necessary to modify the Rapamune loading dose in patients with mild, moderate, and severe hepatic impairment. Therapeutic drug monitoring is necessary in all patients with hepatic impairment [see *Dosage and Administration (2.7)*].

Renal Impairment

The effect of renal impairment on the pharmacokinetics of sirolimus is not known. However, there is minimal (2.2%) renal excretion of the drug or its metabolites in healthy volunteers. The loading and the maintenance doses of Rapamune need not be adjusted in patients with renal impairment [see *Dosage and Administration (2.6)*].

Pediatric Renal Transplant Patients

Sirolimus pharmacokinetic data were collected in concentration-controlled trials of pediatric renal transplant patients who were also receiving cyclosporine and corticosteroids. The target ranges for trough concentrations were either 10-20 ng/mL for the 21 children receiving tablets, or 5-15 ng/mL for the one child receiving oral solution. The children aged 6-11 years (n = 8) received mean ± SD doses of 1.75 ± 0.71 mg/day (0.064 ± 0.018 mg/kg, 1.65 ± 0.43 mg/m²). The children aged 12-18 years (n = 14) received mean ± SD doses of 2.79 ± 1.25 mg/day (0.053 ± 0.0150 mg/kg, 1.86 ± 0.61 mg/m²). At the time of sirolimus blood sampling for pharmacokinetic evaluation, the majority (80%) of these pediatric patients received the Rapamune dose at 16 hours after the once-daily cyclosporine dose. See Table 6 below.

TABLE 6: SIROLIMUS PHARMACOKINETIC PARAMETERS (MEAN ± SD) IN PEDIATRIC RENAL TRANSPLANT PATIENTS (MULTIPLE-DOSE CONCENTRATION CONTROL)^{a,b}

Age (y)	n	Body weight (kg)	C _{max,ss} (ng/mL)	t _{max,ss} (h)	C _{min,ss} (ng/mL)	AUC _{τ,ss} (ng•h/mL)	CL/F ^c (mL/h/kg)	CL/F ^c (L/h/m ²)
6-11	8	27 ± 10	22.1 ± 8.9	5.88 ± 4.05	10.6 ± 4.3	356 ± 127	214 ± 129	5.4 ± 2.8
12-18	14	52 ± 15	34.5 ± 12.2	2.7 ± 1.5	14.7 ± 8.6	466 ± 236	136 ± 57	4.7 ± 1.9

a: Rapamune co-administered with cyclosporine oral solution [MODIFIED] (e.g., Neoral[®] Oral Solution) and/or cyclosporine capsules [MODIFIED] (e.g., Neoral[®] Soft Gelatin Capsules).

b: As measured by Liquid Chromatographic/Tandem Mass Spectrometric Method (LC/MS/MS)

c: Oral-dose clearance adjusted by either body weight (kg) or body surface area (m²).

Table 7 below summarizes pharmacokinetic data obtained in pediatric dialysis patients with chronically impaired renal function.

TABLE 7: SIROLIMUS PHARMACOKINETIC PARAMETERS (MEAN ± SD) IN PEDIATRIC PATIENTS WITH END-STAGE KIDNEY DISEASE MAINTAINED ON HEMODIALYSIS OR PERITONEAL DIALYSIS (1, 3, 9, 15 mg/m² SINGLE DOSE)*

Age Group (y)	n	t _{max} (h)	t _{1/2} (h)	CL/F/WT (mL/h/kg)
5-11	9	1.1 ± 0.5	71 ± 40	580 ± 450
12-18	11	0.79 ± 0.17	55 ± 18	450 ± 232

* All subjects received Rapamune Oral Solution.

Geriatric

Clinical studies of Rapamune did not include a sufficient number of patients > 65 years of age to determine whether they will respond differently than younger patients. After the administration of Rapamune Oral Solution or Tablets, sirolimus trough concentration data in renal transplant patients > 65 years of age were similar to those in the adult population 18 to 65 years of age.

Gender

Sirolimus clearance in males was 12% lower than that in females; male subjects had a significantly longer $t_{1/2}$ than did female subjects (72.3 hours versus 61.3 hours). Dose adjustments based on gender are not recommended.

Race

In the phase 3 trials for the prophylaxis of organ rejection following renal transplantation using Rapamune solution or tablets and cyclosporine oral solution [MODIFIED] (e.g., Neoral[®] Oral Solution) and/or cyclosporine capsules [MODIFIED] (e.g., Neoral[®] Soft Gelatin Capsules) [*see Clinical Studies (14)*], there were no significant differences in mean trough sirolimus concentrations over time between Black (n = 190) and non-Black (n = 852) patients during the first 6 months after transplantation.

Drug-Drug Interactions

Sirolimus is known to be a substrate for both cytochrome CYP3A4 and P-gp. The pharmacokinetic interaction between sirolimus and concomitantly administered drugs is discussed below. Drug interaction studies have not been conducted with drugs other than those described below.

Cyclosporine: Cyclosporine is a substrate and inhibitor of CYP3A4 and P-gp. Sirolimus should be taken 4 hours after administration of cyclosporine oral solution (MODIFIED) and/or cyclosporine capsules (MODIFIED). Sirolimus concentrations may decrease when cyclosporine is discontinued, unless the Rapamune dose is increased [*see Dosage and Administration (2.2), Drug Interactions (7.1)*].

In a single-dose drug-drug interaction study, 24 healthy volunteers were administered 10 mg Rapamune Tablets either simultaneously or 4 hours after a 300-mg dose of Neoral[®] Soft Gelatin Capsules (cyclosporine capsules [MODIFIED]). For simultaneous administration, mean C_{max} and AUC were increased by 512% and 148%, respectively, relative to administration of sirolimus alone. However, when given 4 hours after cyclosporine administration, sirolimus C_{max} and AUC were both increased by only 33% compared with administration of sirolimus alone.

In a single dose drug-drug interaction study, 24 healthy volunteers were administered 10 mg Rapamune Oral Solution either simultaneously or 4 hours after a 300 mg dose of Neoral[®] Soft Gelatin Capsules (cyclosporine capsules [MODIFIED]). For simultaneous administration, the mean C_{max} and AUC of sirolimus, following simultaneous administration were increased by 116% and 230%, respectively, relative to administration of sirolimus alone. However, when

given 4 hours after Neoral[®] Soft Gelatin Capsules (cyclosporine capsules [MODIFIED]) administration, sirolimus C_{max} and AUC were increased by only 37% and 80%, respectively, compared with administration of Rapamune alone.

In a single-dose cross-over drug-drug interaction study, 33 healthy volunteers received 5 mg Rapamune Oral Solution alone, 2 hours before, and 2 hours after a 300 mg dose of Neoral[®] Soft Gelatin Capsules (cyclosporine capsules [MODIFIED]). When given 2 hours before Neoral[®] Soft Gelatin Capsules (cyclosporine capsules [MODIFIED]) administration, sirolimus C_{max} and AUC were comparable to those with administration of sirolimus alone. However, when given 2 hours after, the mean C_{max} and AUC of sirolimus were increased by 126% and 141%, respectively, relative to administration of sirolimus alone.

Mean cyclosporine C_{max} and AUC were not significantly affected when Rapamune Oral Solution was given simultaneously or when administered 4 hours after Neoral[®] Soft Gelatin Capsules (cyclosporine capsules [MODIFIED]). However, after multiple-dose administration of sirolimus given 4 hours after Neoral[®] in renal post-transplant patients over 6 months, cyclosporine oral-dose clearance was reduced, and lower doses of Neoral[®] Soft Gelatin Capsules (cyclosporine capsules [MODIFIED]) were needed to maintain target cyclosporine concentration.

In a multiple-dose study in 150 psoriasis patients, sirolimus 0.5, 1.5, and 3 mg/m²/day was administered simultaneously with Sandimmune[®] Oral Solution (cyclosporine Oral Solution) 1.25 mg/kg/day. The increase in average sirolimus trough concentrations ranged between 67% to 86% relative to when Rapamune was administered without cyclosporine. The intersubject variability (% CV) for sirolimus trough concentrations ranged from 39.7% to 68.7%. There was no significant effect of multiple-dose sirolimus on cyclosporine trough concentrations following Sandimmune[®] Oral Solution (cyclosporine oral solution) administration. However, the % CV was higher (range 85.9% - 165%) than those from previous studies.

Diltiazem: Diltiazem is a substrate and inhibitor of CYP3A4 and P-gp; sirolimus concentrations should be monitored and a dose adjustment may be necessary [see *Drug Interactions* (7.4)]. The simultaneous oral administration of 10 mg of sirolimus oral solution and 120 mg of diltiazem to 18 healthy volunteers significantly affected the bioavailability of sirolimus. Sirolimus C_{max} , t_{max} , and AUC were increased 1.4-, 1.3-, and 1.6-fold, respectively. Sirolimus did not affect the pharmacokinetics of either diltiazem or its metabolites desacetyldiltiazem and desmethyl diltiazem.

Erythromycin: Erythromycin is a substrate and inhibitor of CYP3A4 and P-gp; co-administration of sirolimus oral solution or tablets and erythromycin is not recommended [see *Warnings and Precautions* (5.17), *Drug Interactions* (7.2)]. The simultaneous oral administration of 2 mg daily of sirolimus oral solution and 800 mg q 8h of erythromycin as erythromycin ethylsuccinate tablets at steady state to 24 healthy volunteers significantly affected the bioavailability of sirolimus and erythromycin. Sirolimus C_{max} and AUC were increased 4.4- and 4.2-fold respectively and t_{max} was increased by 0.4 hr. Erythromycin C_{max} and AUC were increased 1.6- and 1.7-fold, respectively, and t_{max} was increased by 0.3 hr.

Ketoconazole: Ketoconazole is a strong inhibitor of CYP3A4 and P-gp; co-administration of sirolimus oral solution or tablets and ketoconazole is not recommended [*see Warnings and Precautions (5.17), Drug Interactions (7.2)*]. Multiple-dose ketoconazole administration significantly affected the rate and extent of absorption and sirolimus exposure after administration of Rapamune Oral Solution, as reflected by increases in sirolimus C_{\max} , t_{\max} , and AUC of 4.3-fold, 38%, and 10.9-fold, respectively. However, the terminal $t_{1/2}$ of sirolimus was not changed. Single-dose sirolimus did not affect steady-state 12-hour plasma ketoconazole concentrations.

Rifampin: Rifampin is a strong inducer of CYP3A4 and P-gp; co-administration of Rapamune oral solution or tablets and rifampin is not recommended. In patients where rifampin is indicated, alternative therapeutic agents with less enzyme induction potential should be considered [*see Warnings and Precautions (5.17), Drug Interactions (7.2)*]. Pretreatment of 14 healthy volunteers with multiple doses of rifampin, 600 mg daily for 14 days, followed by a single 20-mg dose of sirolimus oral solution, greatly decreased sirolimus AUC and C_{\max} by about 82% and 71%, respectively.

Verapamil: Verapamil is a substrate and inhibitor of CYP3A4 and P-gp; sirolimus concentrations should be monitored and a dose adjustment may be necessary; [*see Drug Interactions (7.4)*]. The simultaneous oral administration of 2 mg daily of sirolimus oral solution and 180 mg q 12h of verapamil at steady state to 26 healthy volunteers significantly affected the bioavailability of sirolimus and verapamil. Sirolimus C_{\max} and AUC were increased 2.3- and 2.2-fold, respectively, without substantial change in t_{\max} . The C_{\max} and AUC of the pharmacologically active S(-) enantiomer of verapamil were both increased 1.5-fold and t_{\max} was decreased by 1.2 hr.

Drugs Which May Be Co-administered Without Dose Adjustment

Clinically significant pharmacokinetic drug-drug interactions were not observed in studies of drugs listed below. Sirolimus and these drugs may be co-administered without dose adjustments.

- Acyclovir
- Atorvastatin
- Digoxin
- Glyburide
- Nifedipine
- Norgestrel/ethinyl estradiol (Lo/Ovral[®])
- Prednisolone
- Sulfamethoxazole/trimethoprim (Bactrim[®])

Other Drug-Drug Interactions

Co-administration of Rapamune with other known strong inhibitors of CYP3A4 and/or P-gp (such as voriconazole, itraconazole, telithromycin, or clarithromycin) or other known strong inducers of CYP3A4 and/or P-gp (such as rifabutin) is not recommended [see *Warnings and Precautions (5.17), Drug Interactions (7.2)*]. In patients in whom strong inhibitors or inducers of CYP3A4 are indicated, alternative therapeutic agents with less potential for inhibition or induction of CYP3A4 should be considered.

Care should be exercised when drugs or other substances that are substrates and/or inhibitors or inducers of CYP3A4 are administered concomitantly with Rapamune. Other drugs that have the potential to increase sirolimus blood concentrations include (but are not limited to):

- Calcium channel blockers: nifedipine.
- Antifungal agents: clotrimazole, fluconazole.
- Antibiotics: troleandomycin.
- Gastrointestinal prokinetic agents: cisapride, metoclopramide.
- Other drugs: bromocriptine, cimetidine, danazol, *protease inhibitors (e.g., for HIV and hepatitis C that include drugs such as ritonavir, indinavir, boceprevir, and telaprevir)*.

Other drugs that have the potential to decrease sirolimus concentrations include (but are not limited to):

- Anticonvulsants: carbamazepine, phenobarbital, phenytoin.
- Antibiotics: rifampin.

Other Drug-Food Interactions

Grapefruit juice reduces CYP3A4-mediated drug metabolism. Grapefruit juice must not be taken with or used for dilution of Rapamune [see *Dosage and Administration (2.9), Drug Interactions (7.3)*].

Drug-Herb Interactions

St. John's Wort (*Hypericum perforatum*) induces CYP3A4 and P-gp. Since sirolimus is a substrate for both cytochrome CYP3A4 and P-gp, there is the potential that the use of St. John's Wort in patients receiving Rapamune could result in reduced sirolimus concentrations [see *Drug Interactions (7.4)*].

13 NONCLINICAL TOXICOLOGY

13.1 Carcinogenesis, Mutagenesis, Impairment of Fertility

Carcinogenicity studies were conducted in mice and rats. In an 86-week female mouse study at sirolimus doses 30 to 120 times higher than the 2 mg daily clinical dose (adjusted for body surface area), there was a statistically significant increase in malignant lymphoma at all dose levels compared with controls. In a second mouse study at dosages that were approximately 3 to 16 times the clinical dose (adjusted for body surface area), hepatocellular adenoma and carcinoma in males were considered sirolimus-related. In the 104-week rat study at dosages equal to or lower than the clinical dose of 2 mg daily (adjusted for body surface area), there were no significant findings.

Sirolimus was not genotoxic in the *in vitro* bacterial reverse mutation assay, the Chinese hamster ovary cell chromosomal aberration assay, the mouse lymphoma cell forward mutation assay, or the *in vivo* mouse micronucleus assay.

Fertility was diminished slightly in both male and female rats following oral administration of sirolimus at doses approximately 10 times or 2 times, respectively, the clinical dose of 2 mg daily (adjusted for body surface area). In male rats, atrophy of testes, epididymides, prostate, seminiferous tubules and/or reduction in sperm counts were observed. In female rats, reduced size of ovaries and uteri was observed. Reduction of sperm count in male rats was reversible upon cessation of dosing in one study. Testicular tubular degeneration was also seen in a 4-week intravenous study of sirolimus in monkeys at doses that were approximately equal to the clinical dose (adjusted for body surface area).

14 CLINICAL STUDIES

14.1 Prophylaxis of Organ Rejection in Renal Transplant Patients

Rapamune Oral Solution

The safety and efficacy of Rapamune Oral Solution for the prevention of organ rejection following renal transplantation were assessed in two randomized, double-blind, multicenter, controlled trials. These studies compared two dose levels of Rapamune Oral Solution (2 mg and 5 mg, once daily) with azathioprine (Study 1) or placebo (Study 2) when administered in combination with cyclosporine and corticosteroids. Study 1 was conducted in the United States at 38 sites. Seven hundred nineteen (719) patients were enrolled in this trial and randomized following transplantation; 284 were randomized to receive Rapamune Oral Solution 2 mg/day; 274 were randomized to receive Rapamune Oral Solution 5 mg/day, and 161 to receive azathioprine 2-3 mg/kg/day. Study 2 was conducted in Australia, Canada, Europe, and the United States, at a total of 34 sites. Five hundred seventy-six (576) patients were enrolled in this trial and randomized before transplantation; 227 were randomized to receive Rapamune Oral Solution 2 mg/day; 219 were randomized to receive Rapamune Oral Solution 5 mg/day, and 130 to receive placebo. In both studies, the use of anti-lymphocyte antibody induction therapy was prohibited. In both studies, the primary efficacy endpoint was the rate of efficacy failure in the first 6 months after transplantation. Efficacy failure was defined as the first occurrence of an acute rejection episode (confirmed by biopsy), graft loss, or death.

The tables below summarize the results of the primary efficacy analyses from these trials. Rapamune Oral Solution, at doses of 2 mg/day and 5 mg/day, significantly reduced the incidence of efficacy failure (statistically significant at the < 0.025 level; nominal significance level adjusted for multiple [2] dose comparisons) at 6 months following transplantation compared with both azathioprine and placebo.

TABLE 8: INCIDENCE (%) OF EFFICACY FAILURE AT 6 AND 24 MONTHS FOR STUDY 1^{a,b}

Parameter	Rapamune Oral Solution 2 mg/day (n = 284)	Rapamune Oral Solution 5 mg/day (n = 274)	Azathioprine 2-3 mg/kg/day (n = 161)
Efficacy failure at 6 months^c	18.7	16.8	32.3
<i>Components of efficacy failure</i>			
Biopsy-proven acute rejection	16.5	11.3	29.2
Graft loss	1.1	2.9	2.5
Death	0.7	1.8	0
Lost to follow-up	0.4	0.7	0.6
Efficacy failure at 24 months	32.8	25.9	36.0
<i>Components of efficacy failure</i>			
Biopsy-proven acute rejection	23.6	17.5	32.3
Graft loss	3.9	4.7	3.1
Death	4.2	3.3	0
Lost to follow-up	1.1	0.4	0.6

a: Patients received cyclosporine and corticosteroids.

b: Includes patients who prematurely discontinued treatment.

c: Primary endpoint.

TABLE 9: INCIDENCE (%) OF EFFICACY FAILURE AT 6 AND 36 MONTHS FOR STUDY 2^{a,b}

Parameter	Rapamune Oral Solution 2 mg/day (n = 227)	Rapamune Oral Solution 5 mg/day (n = 219)	Placebo (n = 130)
Efficacy failure at 6 months^c	30.0	25.6	47.7
<i>Components of efficacy failure</i>			
Biopsy-proven acute rejection	24.7	19.2	41.5
Graft loss	3.1	3.7	3.9
Death	2.2	2.7	2.3
Lost to follow-up	0	0	0
Efficacy failure at 36 months	44.1	41.6	54.6
<i>Components of efficacy failure</i>			
Biopsy-proven acute rejection	32.2	27.4	43.9
Graft loss	6.2	7.3	4.6
Death	5.7	5.9	5.4
Lost to follow-up	0	0.9	0.8

a: Patients received cyclosporine and corticosteroids.

b: Includes patients who prematurely discontinued treatment.

c: Primary endpoint.

Patient and graft survival at 1 year were co-primary endpoints. The following table shows graft and patient survival at 1 and 2 years in Study 1, and 1 and 3 years in Study 2. The graft and patient survival rates were similar in patients treated with Rapamune and comparator-treated patients.

TABLE 10: GRAFT AND PATIENT SURVIVAL (%) FOR STUDY 1 (12 AND 24 MONTHS) AND STUDY 2 (12 AND 36 MONTHS)^{a,b}

Parameter	Rapamune Oral Solution 2 mg/day	Rapamune Oral Solution 5 mg/day	Azathioprine 2-3 mg/kg/day	Placebo
Study 1	(n = 284)	(n = 274)	(n = 161)	
Graft survival				
Month 12	94.7	92.7	93.8	
Month 24	85.2	89.1	90.1	
Patient survival				
Month 12	97.2	96.0	98.1	
Month 24	92.6	94.9	96.3	
Study 2	(n = 227)	(n = 219)		(n = 130)
Graft survival				
Month 12	89.9	90.9		87.7
Month 36	81.1	79.9		80.8
Patient survival				
Month 12	96.5	95.0		94.6
Month 36	90.3	89.5		90.8

a: Patients received cyclosporine and corticosteroids.

b: Includes patients who prematurely discontinued treatment.

The reduction in the incidence of first biopsy-confirmed acute rejection episodes in patients treated with Rapamune compared with the control groups included a reduction in all grades of rejection.

In Study 1, which was prospectively stratified by race within center, efficacy failure was similar for Rapamune Oral Solution 2 mg/day and lower for Rapamune Oral Solution 5 mg/day compared with azathioprine in Black patients. In Study 2, which was not prospectively stratified by race, efficacy failure was similar for both Rapamune Oral Solution doses compared with placebo in Black patients. The decision to use the higher dose of Rapamune Oral Solution in Black patients must be weighed against the increased risk of dose-dependent adverse events that were observed with the Rapamune Oral Solution 5-mg dose [*see Adverse Reactions (6.1)*].

TABLE 11: PERCENTAGE OF EFFICACY FAILURE BY RACE AT 6 MONTHS^{a,b}

Parameter	Rapamune Oral Solution 2 mg/day	Rapamune Oral Solution 5 mg/day	Azathioprine 2-3 mg/kg/day	Placebo
Study 1				
Black (n = 166)	34.9 (n = 63)	18.0 (n = 61)	33.3 (n = 42)	
Non-Black (n = 553)	14.0 (n = 221)	16.4 (n = 213)	31.9 (n = 119)	
Study 2				
Black (n = 66)	30.8 (n = 26)	33.7 (n = 27)		38.5 (n = 13)
Non-Black (n = 510)	29.9 (n = 201)	24.5 (n = 192)		48.7 (n = 117)

a: Patients received cyclosporine and corticosteroids.

b: Includes patients who prematurely discontinued treatment.

Mean glomerular filtration rates (GFR) post-transplant were calculated by using the Nankivell equation at 12 and 24 months for Study 1, and 12 and 36 months for Study 2. Mean GFR was lower in patients treated with cyclosporine and Rapamune Oral Solution compared with those treated with cyclosporine and the respective azathioprine or placebo control.

TABLE 12: OVERALL CALCULATED GLOMERULAR FILTRATION RATES (Mean ± SEM, cc/min) BY NANKIVELL EQUATION POST-TRANSPLANT^{a,b}

Parameter	Rapamune Oral Solution 2 mg/day	Rapamune Oral Solution 5 mg/day	Azathioprine 2-3 mg/kg/day	Placebo
Study 1				
Month 12	57.4 ± 1.3 (n = 269)	54.6 ± 1.3 (n = 248)	64.1 ± 1.6 (n = 149)	
Month 24	58.4 ± 1.5 (n = 221)	52.6 ± 1.5 (n = 222)	62.4 ± 1.9 (n = 132)	
Study 2				
Month 12	52.4 ± 1.5 (n = 211)	51.5 ± 1.5 (n = 199)		58.0 ± 2.1 (n = 117)
Month 36	48.1 ± 1.8 (n = 183)	46.1 ± 2.0 (n = 177)		53.4 ± 2.7 (n = 102)

a: Includes patients who prematurely discontinued treatment.

b: Patients who had a graft loss were included in the analysis with GFR set to 0.0.

Within each treatment group in Studies 1 and 2, mean GFR at one-year post-transplant was lower in patients who experienced at least one episode of biopsy-proven acute rejection, compared with those who did not.

Renal function should be monitored, and appropriate adjustment of the immunosuppressive regimen should be considered in patients with elevated or increasing serum creatinine levels [*see Warnings and Precautions (5.8)*].

Rapamune Tablets

The safety and efficacy of Rapamune Oral Solution and Rapamune Tablets for the prevention of organ rejection following renal transplantation were demonstrated to be clinically equivalent in a randomized, multicenter, controlled trial [*see Clinical Pharmacology (12.3)*].

14.2 Cyclosporine Withdrawal Study in Renal Transplant Patients

The safety and efficacy of Rapamune as a maintenance regimen were assessed following cyclosporine withdrawal at 3 to 4 months after renal transplantation. Study 3 was a randomized, multicenter, controlled trial conducted at 57 centers in Australia, Canada, and Europe. Five hundred twenty-five (525) patients were enrolled. All patients in this study received the tablet formulation. This study compared patients who were administered Rapamune, cyclosporine, and corticosteroids continuously with patients who received this same standardized therapy for the first 3 months after transplantation (pre-randomization period) followed by the withdrawal of cyclosporine. During cyclosporine withdrawal, the Rapamune dosages were adjusted to achieve targeted sirolimus whole blood trough concentration ranges (16 to 24 ng/mL until month 12, then 12 to 20 ng/mL thereafter, expressed as chromatographic assay values). At 3 months,

430 patients were equally randomized to either continue Rapamune with cyclosporine therapy or to receive Rapamune as a maintenance regimen following cyclosporine withdrawal.

Eligibility for randomization included no Banff Grade 3 acute rejection or vascular rejection episode in the 4 weeks before random assignment, serum creatinine ≤ 4.5 mg/dL, and adequate renal function to support cyclosporine withdrawal (in the opinion of the investigator). The primary efficacy endpoint was graft survival at 12 months after transplantation. Secondary efficacy endpoints were the rate of biopsy-confirmed acute rejection, patient survival, incidence of efficacy failure (defined as the first occurrence of either biopsy-proven acute rejection, graft loss, or death), and treatment failure (defined as the first occurrence of either discontinuation, acute rejection, graft loss, or death).

The following table summarizes the resulting graft and patient survival at 12, 24, and 36 months for this trial. At 12, 24, and 36 months, graft and patient survival were similar for both groups.

TABLE 13: GRAFT AND PATIENT SURVIVAL (%): STUDY 3^a

Parameter	Rapamune with Cyclosporine Therapy (n = 215)	Rapamune Following Cyclosporine Withdrawal (n = 215)
Graft Survival		
Month 12 ^b	95.3 ^c	97.2
Month 24	91.6	94.0
Month 36 ^d	87.0	91.6
Patient Survival		
Month 12	97.2	98.1
Month 24	94.4	95.8
Month 36 ^d	91.6	94.0

a: Includes patients who prematurely discontinued treatment.

b: Primary efficacy endpoint.

c: Survival including loss to follow-up as an event.

d: Initial planned duration of the study.

The following table summarizes the results of first biopsy-proven acute rejection at 12 and 36 months. There was a significant difference in first biopsy-proven rejection rates between the two groups after randomization and through 12 months. Most of the post-randomization acute rejections occurred in the first 3 months following randomization.

TABLE 14: INCIDENCE OF FIRST BIOPSY-PROVEN ACUTE REJECTION (%) BY TREATMENT GROUP AT 36 MONTHS: STUDY 3^{a,b}

Period	Rapamune with Cyclosporine Therapy (n = 215)	Rapamune Following Cyclosporine Withdrawal (n = 215)
Pre-randomization ^c	9.3	10.2
Post-randomization through 12 months ^c	4.2	9.8
Post-randomization from 12 to 36 months	1.4	0.5
Post-randomization through 36 months	5.6	10.2
Total at 36 months	14.9	20.5

a: Includes patients who prematurely discontinued treatment.

b: All patients received corticosteroids.

c: Randomization occurred at 3 months \pm 2 weeks.

Patients receiving renal allografts with ≥ 4 HLA mismatches experienced significantly higher rates of acute rejection following randomization to the cyclosporine withdrawal group, compared with patients who continued cyclosporine (15.3% versus 3.0%). Patients receiving renal allografts with ≤ 3 HLA mismatches demonstrated similar rates of acute rejection between treatment groups (6.8% versus 7.7%) following randomization.

The following table summarizes the mean calculated GFR in Study 3 (cyclosporine withdrawal study).

TABLE 15: CALCULATED GLOMERULAR FILTRATION RATES (mL/min) BY NANKIVELL EQUATION AT 12, 24, AND 36 MONTHS POST-TRANSPLANT: STUDY 3^{a,b,c}

Parameter	Rapamune with Cyclosporine Therapy	Rapamune Following Cyclosporine Withdrawal
Month 12		
Mean \pm SEM	53.2 \pm 1.5 (n = 208)	59.3 \pm 1.5 (n = 203)
Month 24		
Mean \pm SEM	48.4 \pm 1.7 (n = 203)	58.4 \pm 1.6 (n = 201)
Month 36		
Mean \pm SEM	47.0 \pm 1.8 (n = 196)	58.5 \pm 1.9 (n = 199)

a: Includes patients who prematurely discontinued treatment.

b: Patients who had a graft loss were included in the analysis and had their GFR set to 0.0.

c: All patients received corticosteroids.

The mean GFR at 12, 24, and 36 months, calculated by the Nankivell equation, was significantly higher for patients receiving Rapamune as a maintenance regimen following cyclosporine withdrawal than for those in the Rapamune with cyclosporine therapy group. Patients who had an acute rejection prior to randomization had a significantly higher GFR following cyclosporine withdrawal compared to those in the Rapamune with cyclosporine group. There was no significant difference in GFR between groups for patients who experienced acute rejection post-randomization.

Although the initial protocol was designed for 36 months, there was a subsequent amendment to extend this study. The results for the cyclosporine withdrawal group at months 48 and 60 were consistent with the results at month 36. Fifty-two percent (112/215) of the patients in the Rapamune with cyclosporine withdrawal group remained on therapy to month 60 and showed sustained GFR.

14.3 High-Immunologic Risk Renal Transplant Patients

Rapamune was studied in a one-year, clinical trial in high risk patients (Study 4) who were defined as Black transplant recipients and/or repeat renal transplant recipients who lost a previous allograft for immunologic reasons and/or patients with high panel-reactive antibodies (PRA; peak PRA level > 80%). Patients received concentration-controlled sirolimus and cyclosporine (MODIFIED), and corticosteroids per local practice. The Rapamune dose was adjusted to achieve target whole blood trough sirolimus concentrations of 10-15 ng/mL (chromatographic method) throughout the 12-month study period. The cyclosporine dose was adjusted to achieve target whole blood trough concentrations of 200-300 ng/mL through week 2, 150-200 ng/mL from week 2 to week 26, and 100-150 ng/mL from week 26 to week 52 [see *Clinical Pharmacology (12.3)*] for the observed trough concentrations ranges. Antibody induction was allowed per protocol as prospectively defined at each transplant center, and was used in 88.4% of patients. The study was conducted at 35 centers in the United States. A total of 224 patients received a transplant and at least one dose of sirolimus and cyclosporine and was comprised of 77.2% Black patients, 24.1% repeat renal transplant recipients, and 13.5% patients with high PRA. Efficacy was assessed with the following endpoints, measured at 12 months: efficacy failure (defined as the first occurrence of biopsy-confirmed acute rejection, graft loss, or death), first occurrence of graft loss or death, and renal function as measured by the calculated GFR using the Nankivell formula. The table below summarizes the result of these endpoints.

TABLE 16: EFFICACY FAILURE, GRAFT LOSS OR DEATH AND CALCULATED GLOMERULAR FUNCTION RATES (mL/min) BY NANKIVELL EQUATION AT 12 MONTHS POST-TRANSPLANT: STUDY 4

Parameter	Rapamune with Cyclosporine, Corticosteroids (n = 224)
Efficacy Failure (%)	23.2
Graft Loss or Death (%)	9.8
Renal Function (mean ± SEM) ^{a,b}	52.6 ± 1.6 (n = 222)

a: Calculated glomerular filtration rate by Nankivell equation.

b: Patients who had graft loss were included in this analysis with GFR set to 0.

Patient survival at 12 months was 94.6%. The incidence of biopsy-confirmed acute rejection was 17.4% and the majority of the episodes of acute rejection were mild in severity.

14.4 Conversion from Calcineurin Inhibitors to Rapamune in Maintenance Renal Transplant Patients

Conversion from calcineurin inhibitors (CNI) to Rapamune was assessed in maintenance renal transplant patients 6 months to 10 years post-transplant (Study 5). This study was a randomized, multicenter, controlled trial conducted at 111 centers globally, including US and Europe, and was intended to show that renal function was improved by conversion from CNI to Rapamune. Eight hundred thirty (830) patients were enrolled and stratified by baseline calculated glomerular filtration rate (GFR, 20-40 mL/min versus greater than 40 mL/min). In this trial there was no benefit associated with conversion with regard to improvement in renal function and a greater incidence of proteinuria in the Rapamune conversion arm. In addition, enrollment of patients with baseline calculated GFR less than 40 mL/min was discontinued due to a higher rate of serious adverse events, including pneumonia, acute rejection, graft loss and death [*see Adverse Reactions (6.4)*].

This study compared renal transplant patients (6-120 months after transplantation) who were converted from calcineurin inhibitors to Rapamune, with patients who continued to receive calcineurin inhibitors. Concomitant immunosuppressive medications included mycophenolate mofetil (MMF), azathioprine (AZA), and corticosteroids. Rapamune was initiated with a single loading dose of 12-20 mg, after which dosing was adjusted to achieve a target sirolimus whole blood trough concentration of 8-20 ng/mL (chromatographic method). The efficacy endpoint was calculated GFR at 12 months post-randomization. Additional endpoints included biopsy-confirmed acute rejection, graft loss, and death. Findings in the patient stratum with baseline calculated GFR greater than 40 mL/min (Rapamune conversion, n = 497; CNI continuation, n = 246) are summarized below: There was no clinically or statistically significant improvement in Nankivell GFR compared to baseline.

TABLE 17: RENAL FUNCTION IN STABLE RENAL TRANSPLANT PATIENTS IN PATIENTS WITH BASELINE GFR > 40 mL/min THE RAPAMUNE CONVERSION STUDY (STUDY 5)

Parameter	Rapamune conversion N = 496	CNI continuation N = 245	Difference (95% CI)
GFR mL/min (Nankivell) at 1 year	59.0	57.7	1.3 (-1.1, 3.7)
GFR mL/min (Nankivell) at 2 year	53.7	52.1	1.6 (-1.4, 4.6)

The rates of acute rejection, graft loss, and death were similar at 1 and 2 years. Treatment-emergent adverse events occurred more frequently during the first 6 months after Rapamune conversion. The rates of pneumonia were significantly higher for the sirolimus conversion group.

While the mean and median values for urinary protein to creatinine ratio were similar between treatment groups at baseline, significantly higher mean and median levels of urinary protein excretion were seen in the Rapamune conversion arm at 1 year and at 2 years, as shown in the table below [*see Warnings and Precautions (5.9)*]. In addition, when compared to patients who continued to receive calcineurin inhibitors, a higher percentage of patients had urinary protein to creatinine ratios > 1 at 1 and 2 years after sirolimus conversion. This difference was seen in both patients who had a urinary protein to creatinine ratio ≤ 1 and those who had a protein to

creatinine ratio > 1 at baseline. More patients in the sirolimus conversion group developed nephrotic range proteinuria, as defined by a urinary protein to creatinine ratio > 3.5 (46/482 [9.5%] versus 9/239 [3.8%]), even when the patients with baseline nephrotic range proteinuria were excluded. The rate of nephrotic range proteinuria was significantly higher in the sirolimus conversion group compared to the calcineurin inhibitor continuation group with baseline urinary protein to creatinine ratio > 1 (13/29 versus 1/14), excluding patients with baseline nephrotic range proteinuria.

TABLE 18: MEAN AND MEDIAN VALUES FOR URINARY PROTEIN TO CREATININE RATIO (mg/mg) BETWEEN TREATMENT GROUPS AT BASELINE, 1 AND 2 YEARS IN THE STRATUM WITH BASELINE CALCULATED GFR > 40 mL/min

Study period	Sirolimus Conversion			CNI Continuation			p-value
	N	Mean ± SD	Median	N	Mean ± SD	Median	
Baseline	410	0.35 ± 0.76	0.13	207	0.28 ± 0.61	0.11	0.381
1 year	423	0.88 ± 1.61	0.31	203	0.37 ± 0.88	0.14	<0.001
2 years	373	0.86 ± 1.48	0.32	190	0.47 ± 0.98	0.13	<0.001

The above information should be taken into account when considering conversion from calcineurin inhibitors to Rapamune in stable renal transplant patients due to the lack of evidence showing that renal function improves following conversion, and the finding of a greater increment in urinary protein excretion, and an increased incidence of treatment-emergent nephrotic range proteinuria following conversion to Rapamune. This was particularly true among patients with existing abnormal urinary protein excretion prior to conversion.

14.5 Conversion from a CNI-based Regimen to a Sirolimus-based Regimen in Liver Transplant Patients

Conversion from a CNI-based regimen to a Rapamune-based regimen was assessed in stable liver transplant patients 6-144 months post-transplant. The clinical study was a 2:1 randomized, multi-center, controlled trial conducted at 82 centers globally, including the US and Europe, and was intended to show that renal function was improved by conversion from a CNI to Rapamune without adversely impacting efficacy or safety. A total of 607 patients were enrolled.

The study failed to demonstrate superiority of conversion to a Rapamune-based regimen compared to continuation of a CNI-based regimen in baseline-adjusted GFR, as estimated by Cockcroft-Gault, at 12 months (62 mL/min in the Rapamune conversion group and 63 mL/min in the CNI continuation group). The study also failed to demonstrate non-inferiority, with respect to the composite endpoint consisting of graft loss and death (including patients with missing survival data) in the Rapamune conversion group compared to the CNI continuation group (6.6% versus 5.6%). The number of deaths in the Rapamune conversion group (15/393, 3.8%) was higher than in the CNI continuation group (3/214, 1.4%), although the difference was not statistically significant. The rates of premature study discontinuation (primarily due to adverse events or lack of efficacy), adverse events overall (infections, specifically), and biopsy-proven acute liver graft rejection at 12 months were all significantly greater in the Rapamune conversion group compared to the CNI continuation group.

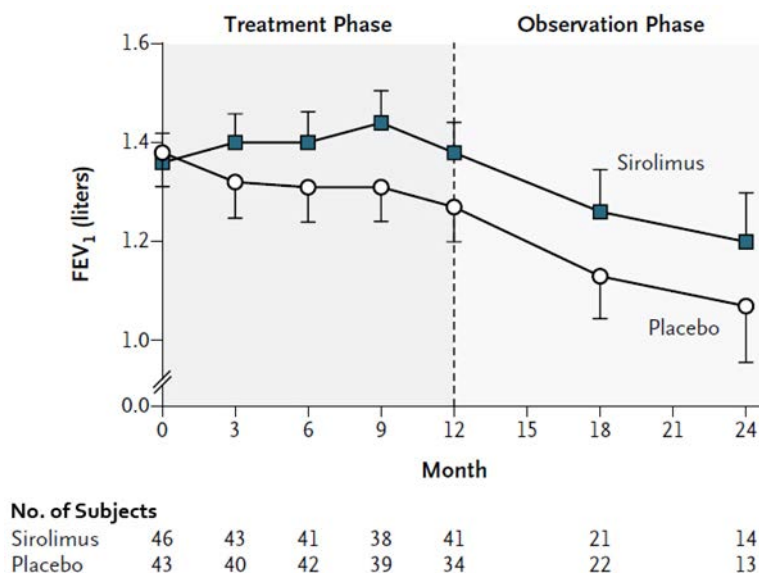
14.6 Pediatric Renal Transplant Patients

Rapamune was evaluated in a 36-month, open-label, randomized, controlled clinical trial at 14 North American centers in pediatric (aged 3 to < 18 years) renal transplant patients considered to be at high-immunologic risk for developing chronic allograft nephropathy, defined as a history of one or more acute allograft rejection episodes and/or the presence of chronic allograft nephropathy on a renal biopsy. Seventy-eight (78) subjects were randomized in a 2:1 ratio to Rapamune (sirolimus target concentrations of 5 to 15 ng/mL, by chromatographic assay, n = 53) in combination with a calcineurin inhibitor and corticosteroids or to continue calcineurin-inhibitor-based immunosuppressive therapy (n = 25). The primary endpoint of the study was efficacy failure as defined by the first occurrence of biopsy-confirmed acute rejection, graft loss, or death, and the trial was designed to show superiority of Rapamune added to a calcineurin-inhibitor-based immunosuppressive regimen compared to a calcineurin-inhibitor-based regimen. The cumulative incidence of efficacy failure up to 36 months was 45.3% in the Rapamune group compared to 44.0% in the control group, and did not demonstrate superiority. There was one death in each group. The use of Rapamune in combination with calcineurin inhibitors and corticosteroids was associated with an increased risk of deterioration of renal function, serum lipid abnormalities (including, but not limited to, increased serum triglycerides and cholesterol), and urinary tract infections [*see Warnings and Precautions (5.8)*]. This study does not support the addition of Rapamune to calcineurin-inhibitor-based immunosuppressive therapy in this subpopulation of pediatric renal transplant patients.

14.7 Lymphangiomyomatosis Patients

The safety and efficacy of Rapamune for treatment of lymphangiomyomatosis (LAM) were assessed in a randomized, double-blind, multicenter, controlled trial. This study compared Rapamune (dose-adjusted to maintain blood trough concentrations between 5-15 ng/mL) with placebo for a 12-month treatment period, followed by a 12-month observation period. Eighty-nine (89) patients were enrolled; 43 patients were randomized to receive placebo and 46 patients to receive Rapamune. The primary endpoint was the difference between the groups in the rate of change (slope) per month in forced expiratory volume in 1 second (FEV1). During the treatment period, the FEV1 slope was -12 ± 2 mL per month in the placebo group and 1 ± 2 mL per month in the Rapamune group (treatment difference = 13 mL (95% CI: 7, 18)). The absolute between-group difference in the mean change in FEV1 during the 12-month treatment period was 153 mL, or approximately 11% of the mean FEV1 at enrollment. Similar improvements were seen for forced vital capacity (FVC). After discontinuation of Rapamune, the decline in lung function resumed in the Rapamune group and paralleled that in the placebo group (see Figure 1).

FIGURE 1: CHANGE IN FORCED EXPIRATORY VOLUME IN 1 SECOND (FEV₁) DURING THE TREATMENT AND OBSERVATION PHASES OF THE STUDY IN LAM PATIENTS



The rate of change over 12 months of vascular endothelial growth factor-D (VEGF-D), a lymphangiogenic growth factor which has been shown to be elevated in patients with LAM, was significantly different in the Rapamune-treated group (-88.0 ± 16.6 pg/mL/month) compared to placebo (-2.42 ± 17.2 pg/mL/month) with a treatment difference of -86 pg/mL/month (95% CI: $-133, -39$). The absolute between-group difference in the mean change in VEGF-D during the 12-month treatment period was -1017.2 , or approximately 50% of the mean VEGF-D at enrollment.

15 REFERENCES

Clinical Therapeutics, Volume 22, Supplement B, April 2000 [see *Dosage and Administration* (2.5)].

16 HOW SUPPLIED/STORAGE AND HANDLING

Since Rapamune is not absorbed through the skin, there are no special precautions. However, if direct contact of the oral solution occurs with the skin or eyes, wash skin thoroughly with soap and water; rinse eyes with plain water.

Do not use RAPAMUNE after the expiration date that is located on the blister and carton. The expiration date refers to the last day of that month.

16.1 Rapamune Oral Solution

Each Rapamune Oral Solution carton, NDC 0008-1030-06, contains one 2 oz (60 mL fill) amber glass bottle of sirolimus (concentration of 1 mg/mL), one oral syringe adapter for fitting into the neck of the bottle, sufficient disposable amber oral syringes and caps for daily dosing, and a carrying case.

Rapamune Oral Solution bottles should be stored protected from light and refrigerated at 2°C to 8°C (36°F to 46°F). Once the bottle is opened, the contents should be used within one month. If necessary, the patient may store the bottles at room temperatures up to 25°C (77°F) for a short period of time (e.g., not more than 15 days for the bottles).

An amber syringe and cap are provided for dosing, and the product may be kept in the syringe for a maximum of 24 hours at room temperatures up to 25°C (77°F) or refrigerated at 2°C to 8°C (36°F to 46°F). The syringe should be discarded after one use. After dilution, the preparation should be used immediately.

Rapamune Oral Solution provided in bottles may develop a slight haze when refrigerated. If such a haze occurs, allow the product to stand at room temperature and shake gently until the haze disappears. The presence of this haze does not affect the quality of the product.

16.2 Rapamune Tablets

Rapamune Tablets are available as follows:

- NDC 0008-1040-05, 0.5 mg, tan, triangular-shaped tablets marked “RAPAMUNE 0.5 mg” on one side; bottle containing 100 tablets.
- NDC 0008-1040-10, 0.5 mg, tan, triangular-shaped tablets marked “RAPAMUNE 0.5 mg” on one side; in Redipak[®] cartons of 100 tablets (10 blister cards of 10 tablets each).
- NDC 0008-1041-05, 1 mg, white, triangular-shaped tablets marked “RAPAMUNE 1 mg” on one side; bottle containing 100 tablets.
- NDC 0008-1041-10, 1 mg, white, triangular-shaped tablets marked “RAPAMUNE 1 mg” on one side; in Redipak[®] cartons of 100 tablets (10 blister cards of 10 tablets each).
- NDC 0008-1042-05, 2 mg, yellow-to-beige triangular-shaped tablets marked “RAPAMUNE 2 mg” on one side; bottle containing 100 tablets.

Rapamune Tablets should be stored at 20° to 25°C [USP Controlled Room Temperature] (68° to 77°F). Use cartons to protect blister cards and strips from light. Dispense in a tight, light-resistant container as defined in the USP.

17 PATIENT COUNSELING INFORMATION

Advise patients, their families, and their caregivers to read the Medication Guide and assist them in understanding its contents. The complete text of the Medication Guide is reprinted at the end of the document.

See FDA-Approved Medication Guide.

17.1 Dosage

Patients should be given complete dosage instructions [*see FDA-Approved Medication Guide*].

17.2 Skin Cancer Events

Patients should be told that exposure to sunlight and ultraviolet (UV) light should be limited by wearing protective clothing and using a sunscreen with a high protection factor because of the increased risk for skin cancer [*see Warnings and Precautions (5.16)*].

17.3 Pregnancy Risks

Women of childbearing potential should be informed of the potential risks during pregnancy and told that they should use effective contraception prior to initiation of Rapamune therapy, during Rapamune therapy, and for 12 weeks after Rapamune therapy has been stopped [*see Use in Specific Populations (8.1)*].

This product's label may have been updated. For current full prescribing information, please visit www.pfizer.com.



LAB-0473-8.2

MEDICATION GUIDE

RAPAMUNE® (RAAP-a-mune) (sirolimus) Tablets

RAPAMUNE® (RAAP-a-mune) (sirolimus) Oral Solution

What is the most important information I should know about RAPAMUNE?

Rapamune can cause serious side effects, including:

1. increased risk of getting infections

2. increased risk of getting certain cancers

3. Increased risk of getting infections. Serious infections can happen including infections caused by viruses, bacteria, and fungi (yeast). Your doctor may put you on medicine to help prevent some of these infections.

Call your doctor right away if you have symptoms of infection including fever or chills while taking Rapamune.

4. Increased risk of getting certain cancers. People who take Rapamune have a higher risk of getting lymphoma, and other cancers, especially skin cancer. Talk with your doctor about your risk for cancer.

RAPAMUNE has not been shown to be safe and effective in people who have had liver or lung transplants. Serious complications and death may happen in people who take RAPAMUNE after a liver or lung transplant. You should not take RAPAMUNE if you have had a liver or lung transplant without talking with your doctor.

See the section “What are the possible side effects of RAPAMUNE?” for information about other side effects of RAPAMUNE.

What is RAPAMUNE?

RAPAMUNE is a prescription medicine used to prevent rejection (anti-rejection medicine) in people 13 years of age and older who have received a kidney transplant. Rejection is when your body’s immune system recognizes the new organ as a “foreign” threat and attacks it.

RAPAMUNE is used with other medicines called cyclosporine (Gengraf, Neoral, Sandimmune), and corticosteroids. Your doctor will decide:

- if RAPAMUNE is right for you, and
- how to best use it with cyclosporine and corticosteroids after your transplant.

It is not known if RAPAMUNE is safe and effective in children under 13 years of age.

RAPAMUNE is a prescription medicine also used to treat lymphangiomyomatosis (LAM). LAM is a rare progressive lung disease that affects predominantly women of childbearing age.

Who should not take RAPAMUNE?

Do not take RAPAMUNE if you are allergic to sirolimus or any of the other ingredients in RAPAMUNE. See the end of this leaflet for a complete list of ingredients in RAPAMUNE.

What should I tell my doctor before taking RAPAMUNE?

Before taking RAPAMUNE, tell your doctor if you:

- have liver problems
- have skin cancer or it runs in your family
- have high cholesterol or triglycerides (fat in your blood)
- are pregnant or plan to become pregnant. You must use an effective method of birth control during treatment and for 12 weeks after you stop treatment with RAPAMUNE. Tell your doctor right away if you become pregnant or think you are pregnant while taking RAPAMUNE.
- It is not known whether RAPAMUNE passes into breast milk. You and your doctor should decide if you will take RAPAMUNE or breastfeed. You should not do both.

Tell your doctor about all the medicines you take, including prescription and over-the-counter medicines, vitamins and herbal supplements. Using RAPAMUNE with certain medicines may affect each other causing serious side effects.

RAPAMUNE may affect the way other medicines work, and other medicines may affect how RAPAMUNE works.

Especially tell your doctor if you take:

- a medicine to lower your cholesterol or triglycerides
- cyclosporine (including Gengraf, Neoral, Sandimmune) or tacrolimus (Prograf) or other medicines that suppress the immune system
- an antibiotic
- an antifungal medicine
- a medicine for high blood pressure or heart problems
- an anti-seizure medicine
- medicines used to treat stomach acid, ulcers, or other gastrointestinal problems
- bromocriptine mesylate (Parlodel, Cycloset)
- danazol
- medicines to treat HIV or hepatitis C
- St. John's Wort

How should I take RAPAMUNE?

- Read the Instructions for Use that comes with your RAPAMUNE for information about the right way to take RAPAMUNE oral solution
- Take RAPAMUNE exactly as your doctor tells you to take it.
- Your doctor will tell you how much RAPAMUNE to take and when to take it. Do not change your dose of RAPAMUNE unless your doctor tells you to.

- If you also take cyclosporine (Gengraf, Neoral, Sandimmune), you should take your RAPAMUNE and cyclosporine about 4 hours apart.
- Do not stop taking RAPAMUNE or your other anti-rejection medicines unless your doctor tells you to.
- Your doctor will check the levels of RAPAMUNE in your blood. Your doctor may change your dose of RAPAMUNE depending on your blood test results.
- RAPAMUNE is taken by mouth 1 time each day.
- Do not crush, chew, or split RAPAMUNE tablets. Tell your doctor if you cannot swallow RAPAMUNE tablets. Your doctor can prescribe RAPAMUNE as a solution.
- Take each dose of RAPAMUNE the same way, either with or without food. Food can affect the amount of medicine that gets into your bloodstream. Taking each dose of RAPAMUNE the same way helps keep your blood levels of RAPAMUNE more stable. Do not take RAPAMUNE with grapefruit juice.
- RAPAMUNE oral solution can develop a slight haze when it is refrigerated. If this happens, bring the RAPAMUNE Oral Solution to room temperature and then gently shake the bottle until the haze goes away.
- If you get RAPAMUNE oral solution on your skin, wash the area with soap and water.
- If you get RAPAMUNE oral solution in your eyes, rinse your eyes with water.
- If you have taken more medicine than you were told, contact a doctor or go to the nearest hospital emergency department right away.

What should I avoid while taking RAPAMUNE?

- Avoid receiving live vaccines while taking RAPAMUNE. Some vaccines may not work as well while you are taking RAPAMUNE.
- Limit your time in sunlight and UV light. Cover your skin with clothing and use a sunscreen with a high protection factor because of the increased risk for skin cancer with RAPAMUNE.

What are the possible side effects of RAPAMUNE?

RAPAMUNE may cause serious side effects, including:

- See “**What is the most important information I should know about RAPAMUNE?**”
- **Serious allergic reactions.** Tell your doctor or get medical help right away if you get any of following symptoms of an allergic reaction:
 - swelling of your face, eyes, or mouth
 - trouble breathing or wheezing
 - throat tightness
 - chest pain or tightness
 - feeling dizzy or faint
 - rash or peeling of your skin

- **Swelling (edema).** Fluid may collect in your hands and feet and in various tissues of your body, including in the sac around your heart or lungs. Call your doctor if you have trouble breathing.
- **Poor wound healing.** RAPAMUNE may cause your wounds to heal slowly or not heal well. Tell your doctor if you have any redness or drainage, your wound does not heal, or the wound opens up.
- **Increased levels of cholesterol and triglycerides (lipids or fat) in your blood.** Your doctor should do blood tests to check your lipids during treatment with RAPAMUNE. Your doctor may prescribe treatment with diet, exercise, or medicine if your lipid levels are too high. During treatment with RAPAMUNE, your blood levels of cholesterol and triglycerides may remain high even if you follow your prescribed treatment plan.
- **Effects on kidney function.** When RAPAMUNE is taken with cyclosporine (Gengraf, Neoral, Sandimmune), the function of your transplanted kidney may be affected. Your doctor should regularly do tests to check your kidney function while you are taking RAPAMUNE with cyclosporine (Gengraf, Neoral, Sandimmune).
- **Increased protein in your urine.** Your doctor may regularly test your urine protein.
- **Increased risk for viral infections.**
 - Certain viruses can live in your body and cause active infections when your immune system is weak. BK virus can affect how your kidney works and cause your transplanted kidney to fail.
 - A certain virus can cause a rare serious brain infection called Progressive Multifocal Leukoencephalopathy (PML). PML usually causes death or severe disability. Call your doctor right away if you notice any new or worsening medical problems such as:
 - confusion
 - sudden change in thinking, walking, strength on one side of your body
 - other problems that have lasted over several days.
- **Lung or breathing problems.** This can sometimes lead to death. Tell your doctor if you have a new or worsening cough, shortness of breath, difficulty breathing or any new breathing problems. Your doctor may need to stop RAPAMUNE or lower your dose.
- **Blood clotting problems.** When RAPAMUNE is taken with cyclosporine or tacrolimus, you may develop a blood clotting problem. Tell your doctor if you get any unexplained bleeding or bruising.

The most common side effects of RAPAMUNE in people with renal transplant include:

- high blood pressure
- pain (including stomach and joint pain)
- diarrhea
- headache
- fever
- urinary tract infection
- low red blood cell count (anemia)
- nausea
- low platelet count (cells that help blood to clot)
- high blood sugar (diabetes)

The most common side effects of RAPAMUNE in people with LAM include:

- mouth sores
- diarrhea

- stomach pain
- nausea
- sore throat
- acne
- chest pain
- upper respiratory tract infection
- headache
- dizziness
- sore muscles.

Tell your doctor if you have any side effect that bothers you or that does not go away.

These are not all of the possible side effects of RAPAMUNE. For more information ask your doctor or pharmacist.

Call your doctor for medical advice about side effects. You may report side effects to FDA at 1-800-FDA-1088.

How should I store RAPAMUNE?

RAPAMUNE tablets:

- Store RAPAMUNE tablets at room temperature between 68°F to 77°F (20°C to 25°C).
- Blister cards and strips: Keep the tablets in the original blister container and use the outer carton to protect blister cards and strips from light.
- Bottles: Keep the bottle of RAPAMUNE tablets tightly closed.

RAPAMUNE oral solution:

- Store bottles of RAPAMUNE oral solution in the refrigerator between 36°F to 46°F (2°C to 8°C).
- Protect from light.
- If necessary, bottles of RAPAMUNE oral solution can be stored at room temperature up to 77°F (25°C) for up to 15 days.
- When a bottle of RAPAMUNE oral solution is opened, it should be used within 1 month.
- Use any diluted RAPAMUNE oral solution right away.

Do not use RAPAMUNE after the expiration date, which is located on the blister and carton. The expiration date refers to the last day of that month.

Safely throw away medicine that is out of date or no longer needed.

Keep RAPAMUNE and all medicines out of the reach of children.

General Information about the safe and effective use of RAPAMUNE.

Medicines are sometimes prescribed for purposes other than those listed in a Medication Guide. Do not use RAPAMUNE for a condition for which it was not prescribed. Do not give RAPAMUNE to other people even if they have the same symptoms that you have. It may harm them.

This Medication Guide summarizes the most important information about RAPAMUNE. If you would like more information talk to your doctor. You can ask your pharmacist or doctor for information about RAPAMUNE that is written for health professionals.

For more information, go to www.rapamune.com or call 1-800-934-5556.

What are the ingredients in RAPAMUNE?

Active ingredients: sirolimus

Inactive ingredients: RAPAMUNE Oral Solution: Phosal 50 PG[®] (phosphatidylcholine, propylene glycol, mono- and di-glycerides, ethanol, soy fatty acids, and ascorbyl palmitate) and polysorbate 80. RAPAMUNE Oral Solution contains 1.5%-2.5% ethanol.

Inactive ingredients: RAPAMUNE Tablets: sucrose, lactose, polyethylene glycol 8000, calcium sulfate, microcrystalline cellulose, pharmaceutical glaze, talc, titanium dioxide, magnesium stearate, povidone, poloxamer 188, polyethylene glycol 20,000, glyceryl monooleate, carnauba wax, *d*-alpha tocopherol, and other ingredients. The 0.5 mg and 2 mg dosage strengths also contain yellow iron (ferric) oxide and brown iron (ferric) oxide.



For Rapamune Oral Tablets and Oral Solution:

This Medication Guide has been approved by the U.S. Food and Drug Administration.

LAB-0578-4.0

Revised May 2015

INSTRUCTIONS FOR USE

RAPAMUNE /RAAP-a-mune/

(sirolimus)

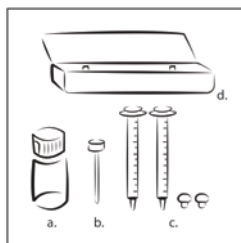
Oral Solution

Be sure that you read and understand the following instructions for the correct way to dilute and take RAPAMUNE Oral Solution. Ask your pharmacist or doctor if you are not sure.

Important:

- Always keep the bottle in an upright position.
- You may store RAPAMUNE Oral Solution that is in a syringe at room temperature up to 77°F (25°C) or in the refrigerator at 36°F to 46°F (2°C to 8°C) for up to 24 hours. See “How should I store RAPAMUNE?” at the end of these Instructions for Use.
- RAPAMUNE Oral Solution can develop a slight haze when it is refrigerated. If this happens, bring the RAPAMUNE Oral Solution to room temperature and then gently shake the bottle until the haze goes away.
- Only use a glass or plastic cup to dilute Rapamune Oral Solution.

Each Rapamune Oral Solution carton contains:



- a) a 2 oz. (60 mL fill) amber glass bottle of sirolimus (concentration of 1 mg/mL)
- b) 1 oral syringe adapter for fitting into the neck of the bottle
- c) enough disposable amber oral syringes and caps for daily dosing
- d) 1 carrying case

You will also need:

- glass or plastic cup
- 6 oz. of water or orange juice only

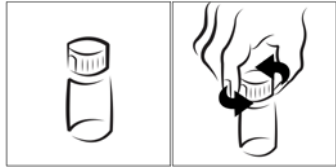


Figure 1: Opening the bottle



Figure 2: Inserting adapter

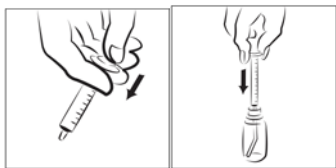


Figure 3: Inserting syringe

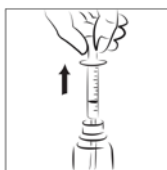


Figure 4: Withdrawing solution

1. Open the solution bottle.

- Remove the safety cap by squeezing the tabs on the cap and twisting counterclockwise (Figure 1).

2. The **first time** you use a bottle of RAPAMUNE Oral Solution:

- Insert the oral syringe adapter (plastic tube with stopper) tightly into the bottle until it is even with the top of the bottle.
- Do not remove the oral syringe adapter from the bottle once inserted (Figure 2)

3. Use a new disposable amber oral syringe for each dose of RAPAMUNE Oral Solution.

- Fully push down (depress) on the plunger of the disposable amber oral syringe.

Then, tightly insert the oral syringe into the opening in the adapter (Figure 3).

4. Withdraw the prescribed amount of Rapamune Oral Solution:

- Gently pull back the plunger of the syringe until the bottom of the black line of the plunger is even with the appropriate mark on the syringe.
- Always keep the bottle in an upright position.
- If bubbles form in the syringe, empty the syringe into the bottle and repeat steps 3 and 4 (Figure 4).



Figure 5: Capping syringe

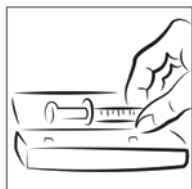


Figure 6: Placing syringe in carrying case



Figure 7: Emptying syringe into glass

5. If your doctor tells you to carry your medicine with you:

- If you need to carry your RAPAMUNE Oral Solution in a filled syringe, place a cap securely on the syringe. The cap should snap into place (Figure 5).

6. Place the capped syringe in the enclosed carrying case (Figure 6).

7. Taking a dose of RAPAMUNE Oral Solution:

- Empty the syringe into a glass or plastic cup containing at least 2 ounces (1/4 cup, 60 mL) of water or orange juice, stir vigorously for 1 minute and drink right away.
- Refill the container with at least 4 ounces (1/2 cup, 120 mL) of water or orange juice, stir vigorously again and drink the rinse solution. Do not mix RAPAMUNE Oral Solution with apple juice, grapefruit juice, or other liquids. Only glass or plastic cups should be used to mix Rapamune Oral Solution.
- The syringe and cap should be used only one time and then thrown away (Figure 7).

8. Always store the bottles of medication in the refrigerator.

How should I store RAPAMUNE?

- Store bottles of RAPAMUNE Oral Solution in the refrigerator at 36°F to 46°F (2°C to 8°C)
- Protect from light
- Store RAPAMUNE Oral Solution that is in a syringe at room temperature up to 77°F (25°C) or in the refrigerator at 36°F to 46°F (2°C to 8°C) for up to 24 hours

- If necessary, bottles of RAPAMUNE Oral Solution can be stored at room temperature up to 77°F (25°C) for up to 15 days
- When a bottle of RAPAMUNE Oral Solution is opened, it should be used within 1 month
- Use any diluted RAPAMUNE Oral Solution right away

Keep RAPAMUNE and all medicines out of the reach of children.

This Instructions for Use has been approved by the U.S. Food and Drug Administration.

Revised July 2011



LAB-0579-1.0