

HIGHLIGHTS OF PRESCRIBING INFORMATION

These highlights do not include all the information needed to use Depakote ER safely and effectively. See full prescribing information for Depakote ER.

Depakote ER (divalproex sodium) extended-release tablets, for oral use
Initial U.S. Approval: 2000

WARNING: LIFE THREATENING ADVERSE REACTIONS

See full prescribing information for complete boxed warning.

- Hepatotoxicity, including fatalities, usually during the first 6 months of treatment. Children under the age of two years and patients with mitochondrial disorders are at higher risk. Monitor patients closely, and perform serum liver testing prior to therapy and at frequent intervals thereafter (5.1)
- Fetal Risk, particularly neural tube defects, other major malformations, and decreased IQ (5.2, 5.3, 5.4)
- Pancreatitis, including fatal hemorrhagic cases (5.5)

INDICATIONS AND USAGE

Depakote ER is an anti-epileptic drug indicated for:

- Acute treatment of manic or mixed episodes associated with bipolar disorder, with or without psychotic features (1.1)
- Monotherapy and adjunctive therapy of complex partial seizures and simple and complex absence seizures; adjunctive therapy in patients with multiple seizure types that include absence seizures (1.2)
- Prophylaxis of migraine headaches (1.3)

DOSAGE AND ADMINISTRATION

- Depakote ER is intended for once-a-day oral administration. Depakote ER should be swallowed whole and should not be crushed or chewed (2.1, 2.2).
- Mania: Initial dose is 25 mg/kg/day, increasing as rapidly as possible to achieve therapeutic response or desired plasma level (2.1). The maximum recommended dosage is 60 mg/kg/day (2.1, 2.2).
- Complex Partial Seizures: Start at 10 to 15 mg/kg/day, increasing at 1 week intervals by 5 to 10 mg/kg/day to achieve optimal clinical response; if response is not satisfactory, check valproate plasma level; see full prescribing information for conversion to monotherapy (2.2). The maximum recommended dosage is 60 mg/kg/day (2.1, 2.2).
- Absence Seizures: Start at 15 mg/kg/day, increasing at 1 week intervals by 5 to 10 mg/kg/day until seizure control or limiting side effects (2.2). The maximum recommended dosage is 60 mg/kg/day (2.1, 2.2).
- Migraine: The recommended starting dose is 500 mg/day for 1 week, thereafter increasing to 1,000 mg/day (2.3).

DOSAGE FORMS AND STRENGTHS

Tablets: 250 mg and 500 mg (3)

CONTRAINDICATIONS

- Hepatic disease or significant hepatic dysfunction (4, 5.1)
- Known mitochondrial disorders caused by mutations in mitochondrial DNA polymerase γ (POLG) (4, 5.1)
- Suspected POLG-related disorder in children under two years of age (4, 5.1)
- Known hypersensitivity to the drug (4, 5.12)
- Urea cycle disorders (4, 5.6)
- Pregnant patients treated for prophylaxis of migraine headaches (4, 8.1)

WARNINGS AND PRECAUTIONS

- Hepatotoxicity; evaluate high risk populations and monitor serum liver tests (5.1)
- Birth defects and decreased IQ following *in utero* exposure; only use to treat pregnant women with epilepsy or bipolar disorder if other medications are unacceptable; should not be administered to a woman of childbearing potential unless essential (5.2, 5.3, 5.4)

- Pancreatitis; Depakote ER should ordinarily be discontinued (5.5)
- Suicidal behavior or ideation; Antiepileptic drugs, including Depakote ER, increase the risk of suicidal thoughts or behavior (5.7)
- Bleeding and other hematopoietic disorders; monitor platelet counts and coagulation tests (5.8)
- Hyperammonemia and hyperammonemic encephalopathy; measure ammonia level if unexplained lethargy and vomiting or changes in mental status, and also with concomitant topiramate use; consider discontinuation of valproate therapy (5.6, 5.9, 5.10)
- Hypothermia; Hypothermia has been reported during valproate therapy with or without associated hyperammonemia. This adverse reaction can also occur in patients using concomitant topiramate (5.11)
- Drug Reaction with Eosinophilia and Systemic Symptoms (DRESS)/Multiorgan hypersensitivity reaction; discontinue Depakote ER (5.12)
- Somnolence in the elderly can occur. Depakote ER dosage should be increased slowly and with regular monitoring for fluid and nutritional intake (5.14)

ADVERSE REACTIONS

- Most common adverse reactions (reported >5%) are abdominal pain, alopecia, amblyopia/blurred vision, amnesia, anorexia, asthenia, ataxia, back pain, bronchitis, constipation, depression, diarrhea, diplopia, dizziness, dyspnea, dyspepsia, ecchymosis, emotional lability, fever, flu syndrome, headache, increased appetite, infection, insomnia, nausea, nervousness, nystagmus, peripheral edema, pharyngitis, rash, rhinitis, somnolence, thinking abnormal, thrombocytopenia, tinnitus, tremor, vomiting, weight gain, weight loss (6.1, 6.2, 6.3).
- The safety and tolerability of valproate in pediatric patients were shown to be comparable to those in adults (8.4).

To report SUSPECTED ADVERSE REACTIONS, contact AbbVie Inc. at 1-800-633-9110 or FDA at 1-800-FDA-1088 or www.fda.gov/medwatch

DRUG INTERACTIONS

- Hepatic enzyme-inducing drugs (e.g., phenytoin, carbamazepine, phenobarbital, primidone, rifampin) can increase valproate clearance, while enzyme inhibitors (e.g., felbamate) can decrease valproate clearance. Therefore increased monitoring of valproate and concomitant drug concentrations and dosage adjustment are indicated whenever enzyme-inducing or inhibiting drugs are introduced or withdrawn (7.1)
- Aspirin, carbapenem antibiotics, estrogen-containing hormonal contraceptives: Monitoring of valproate concentrations is recommended (7.1)
- Co-administration of valproate can affect the pharmacokinetics of other drugs (e.g. diazepam, ethosuximide, lamotrigine, phenytoin) by inhibiting their metabolism or protein binding displacement (7.2)
- Patients stabilized on rufinamide should begin valproate therapy at a low dose, and titrate to clinically effective dose (7.2)
- Dosage adjustment of amitriptyline/nortriptyline, propofol, warfarin, and zidovudine may be necessary if used concomitantly with Depakote ER (7.2)
- Topiramate: Hyperammonemia and encephalopathy (5.10, 7.3)

USE IN SPECIFIC POPULATIONS

- Pregnancy: Depakote ER can cause congenital malformations including neural tube defects and decreased IQ. (5.2, 5.3, 8.1)
- Pediatric: Children under the age of two years are at considerably higher risk of fatal hepatotoxicity (5.1, 8.4)
- Geriatric: Reduce starting dose; increase dosage more slowly; monitor fluid and nutritional intake, and somnolence (5.14, 8.5)

See 17 for PATIENT COUNSELING INFORMATION and Medication Guide.

Revised: 4/2017

FULL PRESCRIBING INFORMATION: CONTENTS*

WARNING: LIFE THREATENING ADVERSE REACTIONS

1 INDICATIONS AND USAGE

- 1.1 Mania
- 1.2 Epilepsy
- 1.3 Migraine

1.4 Important Limitations

2 DOSAGE AND ADMINISTRATION

- 2.1 Mania
- 2.2 Epilepsy
- 2.3 Migraine
- 2.4 Conversion from Depakote to Depakote ER

2.5 General Dosing Advice

2.6 Dosing in Patients Taking Rufinamide

3 DOSAGE FORMS AND STRENGTHS

4 CONTRAINDICATIONS

5 WARNINGS AND PRECAUTIONS

5.1 Hepatotoxicity

5.2 Birth Defects

5.3 Decreased IQ Following in utero Exposure

5.4 Use in Women of Childbearing Potential

5.5 Pancreatitis

5.6 Urea Cycle Disorders

5.7 Suicidal Behavior and Ideation

5.8 Bleeding and Other Hematopoietic Disorders

5.9 Hyperammonemia

5.10 Hyperammonemia and Encephalopathy Associated with Concomitant Topiramate Use

5.11 Hypothermia

5.12 Drug Reaction with Eosinophilia and Systemic Symptoms (DRESS)/Multiorgan Hypersensitivity Reactions

5.13 Interaction with Carbapenem Antibiotics

5.14 Somnolence in the Elderly

5.15 Monitoring: Drug Plasma Concentration

5.16 Effect on Ketone and Thyroid Function Tests

5.17 Effect on HIV and CMV Viruses Replication

5.18 Medication Residue in the Stool

6 ADVERSE REACTIONS

6.1 Mania

6.2 Epilepsy

6.3 Migraine

6.4 Post-Marketing Experience

7 DRUG INTERACTIONS

7.1 Effects of Co-Administered Drugs on Valproate Clearance

7.2 Effects of Valproate on Other Drugs

7.3 Topiramate

8 USE IN SPECIFIC POPULATIONS

8.1 Pregnancy

8.3 Nursing Mothers

8.4 Pediatric Use

8.5 Geriatric Use

8.6 Effect of Disease

10 OVERDOSAGE

11 DESCRIPTION

12 CLINICAL PHARMACOLOGY

12.1 Mechanism of Action

12.2 Pharmacodynamics

12.3 Pharmacokinetics

13 NONCLINICAL TOXICOLOGY

13.1 Carcinogenesis, Mutagenesis, and Impairment of Fertility

14 CLINICAL STUDIES

14.1 Mania

14.2 Epilepsy

14.3 Migraine

15 REFERENCES

16 HOW SUPPLIED/STORAGE AND HANDLING

17 PATIENT COUNSELING INFORMATION

*Sections or subsections omitted from the full prescribing information are not listed.

FULL PRESCRIBING INFORMATION

WARNING: LIFE THREATENING ADVERSE REACTIONS

Hepatotoxicity

General Population: Hepatic failure resulting in fatalities has occurred in patients receiving valproate and its derivatives. These incidents usually have occurred during the first six months of treatment. Serious or fatal hepatotoxicity may be preceded by non-specific symptoms such as malaise, weakness, lethargy, facial edema, anorexia, and vomiting. In patients with epilepsy, a loss of seizure control may also occur. Patients should be monitored closely for appearance of these symptoms. Serum liver tests should be performed prior to therapy and at frequent intervals thereafter, especially during the first six months [see *Warnings and Precautions (5.1)*].

Children under the age of two years are at a considerably increased risk of developing fatal hepatotoxicity, especially those on multiple anticonvulsants, those with congenital metabolic disorders, those with severe seizure disorders accompanied by mental retardation, and those with organic brain disease. When Depakote ER is used in this patient group, it should be used with extreme caution and as a sole agent. The benefits of therapy should be weighed against the risks. The incidence of fatal hepatotoxicity decreases considerably in progressively older patient groups.

Patients with Mitochondrial Disease: There is an increased risk of valproate-induced acute liver failure and resultant deaths in patients with hereditary neurometabolic syndromes caused by DNA mutations of the mitochondrial DNA Polymerase γ (POLG) gene (e.g. Alpers Huttenlocher Syndrome). Depakote ER is contraindicated in patients known to have mitochondrial disorders caused by POLG mutations and children under two years of age who are clinically suspected of having a mitochondrial disorder [see *Contraindications (4)*]. In patients over two years of age who are clinically suspected of having a hereditary mitochondrial disease, Depakote ER should only be used after other anticonvulsants have failed. This older group of patients should be closely monitored during treatment with Depakote ER for the development of acute liver injury with regular clinical assessments and serum liver testing. POLG mutation screening should be performed in accordance with current clinical practice [see *Warnings and Precautions (5.1)*].

Fetal Risk

Valproate can cause major congenital malformations, particularly neural tube defects (e.g., spina bifida). In addition, valproate can cause decreased IQ scores following *in utero* exposure.

Valproate is therefore contraindicated in pregnant women treated for prophylaxis of migraine [see *Contraindications (4)*]. Valproate should only be used to treat pregnant women with epilepsy or bipolar disorder if other medications have failed to control their symptoms or are otherwise unacceptable.

Valproate should not be administered to a woman of childbearing potential unless the drug

is essential to the management of her medical condition. This is especially important when valproate use is considered for a condition not usually associated with permanent injury or death (e.g., migraine). Women should use effective contraception while using valproate [see *Warnings and Precautions (5.2, 5.3, 5.4)*].

A Medication Guide describing the risks of valproate is available for patients [see *Patient Counseling Information (17)*].

Pancreatitis

Cases of life-threatening pancreatitis have been reported in both children and adults receiving valproate. Some of the cases have been described as hemorrhagic with a rapid progression from initial symptoms to death. Cases have been reported shortly after initial use as well as after several years of use. Patients and guardians should be warned that abdominal pain, nausea, vomiting, and/or anorexia can be symptoms of pancreatitis that require prompt medical evaluation. If pancreatitis is diagnosed, valproate should ordinarily be discontinued. Alternative treatment for the underlying medical condition should be initiated as clinically indicated [see *Warnings and Precautions (5.5)*].

1 INDICATIONS AND USAGE

1.1 Mania

Depakote ER is a valproate and is indicated for the treatment of acute manic or mixed episodes associated with bipolar disorder, with or without psychotic features. A manic episode is a distinct period of abnormally and persistently elevated, expansive, or irritable mood. Typical symptoms of mania include pressure of speech, motor hyperactivity, reduced need for sleep, flight of ideas, grandiosity, poor judgment, aggressiveness, and possible hostility. A mixed episode is characterized by the criteria for a manic episode in conjunction with those for a major depressive episode (depressed mood, loss of interest or pleasure in nearly all activities).

The efficacy of Depakote ER is based in part on studies of Depakote (divalproex sodium delayed release tablets) in this indication, and was confirmed in a 3-week trial with patients meeting DSM-IV TR criteria for bipolar I disorder, manic or mixed type, who were hospitalized for acute mania [see *Clinical Studies (14.1)*].

The effectiveness of valproate for long-term use in mania, i.e., more than 3 weeks, has not been demonstrated in controlled clinical trials. Therefore, healthcare providers who elect to use Depakote ER for extended periods should continually reevaluate the long-term risk-benefits of the drug for the individual patient.

1.2 Epilepsy

Depakote ER is indicated as monotherapy and adjunctive therapy in the treatment of adult patients and pediatric patients down to the age of 10 years with complex partial seizures that occur either in isolation or in association with other types of seizures. Depakote ER is also indicated for use as sole and adjunctive therapy in the treatment of simple and complex absence

seizures in adults and children 10 years of age or older, and adjunctively in adults and children 10 years of age or older with multiple seizure types that include absence seizures.

Simple absence is defined as very brief clouding of the sensorium or loss of consciousness accompanied by certain generalized epileptic discharges without other detectable clinical signs. Complex absence is the term used when other signs are also present.

1.3 Migraine

Depakote ER is indicated for prophylaxis of migraine headaches. There is no evidence that Depakote ER is useful in the acute treatment of migraine headaches.

1.4 Important Limitations

Because of the risk to the fetus of decreased IQ, neural tube defects, and other major congenital malformations, which may occur very early in pregnancy, valproate should not be administered to a woman of childbearing potential unless the drug is essential to the management of her medical condition [*see Warnings and Precautions (5.2, 5.3, 5.4), Use in Specific Populations (8.1), and Patient Counseling Information (17)*].

Depakote ER is contraindicated for prophylaxis of migraine headaches in women who are pregnant.

2 DOSAGE AND ADMINISTRATION

Depakote ER is an extended-release product intended for once-a-day oral administration. Depakote ER tablets should be swallowed whole and should not be crushed or chewed.

2.1 Mania

Depakote ER tablets are administered orally. The recommended initial dose is 25 mg/kg/day given once daily. The dose should be increased as rapidly as possible to achieve the lowest therapeutic dose which produces the desired clinical effect or the desired range of plasma concentrations. In a placebo-controlled clinical trial of acute mania or mixed type, patients were dosed to a clinical response with a trough plasma concentration between 85 and 125 mcg/mL. The maximum recommended dosage is 60 mg/kg/day.

There is no body of evidence available from controlled trials to guide a clinician in the longer term management of a patient who improves during Depakote ER treatment of an acute manic episode. While it is generally agreed that pharmacological treatment beyond an acute response in mania is desirable, both for maintenance of the initial response and for prevention of new manic episodes, there are no data to support the benefits of Depakote ER in such longer-term treatment (i.e., beyond 3 weeks).

2.2 Epilepsy

Depakote ER (divalproex sodium) extended-release tablets are administered orally, and must be swallowed whole. As Depakote ER dosage is titrated upward, concentrations of clonazepam, diazepam, ethosuximide, lamotrigine, tolbutamide, phenobarbital, carbamazepine, and/or phenytoin may be affected [*see Drug Interactions (7.2)*].

Complex Partial Seizures

For adults and children 10 years of age or older.

Monotherapy (Initial Therapy)

Depakote ER has not been systematically studied as initial therapy. Patients should initiate therapy at 10 to 15 mg/kg/day. The dosage should be increased by 5 to 10 mg/kg/week to achieve optimal clinical response. Ordinarily, optimal clinical response is achieved at daily doses below 60 mg/kg/day. If satisfactory clinical response has not been achieved, plasma levels should be measured to determine whether or not they are in the usually accepted therapeutic range (50 to 100 mcg/mL). No recommendation regarding the safety of valproate for use at doses above 60 mg/kg/day can be made.

The probability of thrombocytopenia increases significantly at total trough valproate plasma concentrations above 110 mcg/mL in females and 135 mcg/mL in males. The benefit of improved seizure control with higher doses should be weighed against the possibility of a greater incidence of adverse reactions.

Conversion to Monotherapy

Patients should initiate therapy at 10 to 15 mg/kg/day. The dosage should be increased by 5 to 10 mg/kg/week to achieve optimal clinical response. Ordinarily, optimal clinical response is achieved at daily doses below 60 mg/kg/day. If satisfactory clinical response has not been achieved, plasma levels should be measured to determine whether or not they are in the usually accepted therapeutic range (50 - 100 mcg/mL). No recommendation regarding the safety of valproate for use at doses above 60 mg/kg/day can be made.

Concomitant antiepilepsy drug (AED) dosage can ordinarily be reduced by approximately 25% every 2 weeks. This reduction may be started at initiation of Depakote ER therapy, or delayed by 1 to 2 weeks if there is a concern that seizures are likely to occur with a reduction. The speed and duration of withdrawal of the concomitant AED can be highly variable, and patients should be monitored closely during this period for increased seizure frequency.

Adjunctive Therapy

Depakote ER may be added to the patient's regimen at a dosage of 10 to 15 mg/kg/day. The dosage may be increased by 5 to 10 mg/kg/week to achieve optimal clinical response. Ordinarily, optimal clinical response is achieved at daily doses below 60 mg/kg/day. If satisfactory clinical response has not been achieved, plasma levels should be measured to determine whether or not they are in the usually accepted therapeutic range (50 to 100 mcg/mL). No recommendation regarding the safety of valproate for use at doses above 60 mg/kg/day can be made.

In a study of adjunctive therapy for complex partial seizures in which patients were receiving either carbamazepine or phenytoin in addition to valproate, no adjustment of carbamazepine or phenytoin dosage was needed [see *Clinical Studies (14.2)*]. However, since valproate may interact with these or other concurrently administered AEDs as well as other drugs, periodic plasma concentration determinations of concomitant AEDs are recommended during the early course of therapy [see *Drug Interactions (7)*].

Simple and Complex Absence Seizures

The recommended initial dose is 15 mg/kg/day, increasing at one week intervals by 5 to 10 mg/kg/day until seizures are controlled or side effects preclude further increases. The maximum recommended dosage is 60 mg/kg/day.

A good correlation has not been established between daily dose, serum concentrations, and therapeutic effect. However, therapeutic valproate serum concentration for most patients with absence seizures is considered to range from 50 to 100 mcg/mL. Some patients may be controlled with lower or higher serum concentrations [see *Clinical Pharmacology (12.3)*].

As Depakote ER dosage is titrated upward, blood concentrations of phenobarbital and/or phenytoin may be affected [see *Drug Interactions (7.2)*].

Antiepilepsy drugs should not be abruptly discontinued in patients in whom the drug is administered to prevent major seizures because of the strong possibility of precipitating status epilepticus with attendant hypoxia and threat to life.

2.3 Migraine

Depakote ER is indicated for prophylaxis of migraine headaches in adults.

The recommended starting dose is 500 mg once daily for 1 week, thereafter increasing to 1,000 mg once daily. Although doses other than 1,000 mg once daily of Depakote ER have not been evaluated in patients with migraine, the effective dose range of Depakote (divalproex sodium delayed-release tablets) in these patients is 500-1,000 mg/day. As with other valproate products, doses of Depakote ER should be individualized and dose adjustment may be necessary. If a patient requires smaller dose adjustments than that available with Depakote ER, Depakote should be used instead.

2.4 Conversion from Depakote to Depakote ER

In adult patients and pediatric patients 10 years of age or older with epilepsy previously receiving Depakote, Depakote ER should be administered once-daily using a dose 8 to 20% higher than the total daily dose of Depakote (Table 1). For patients whose Depakote total daily dose cannot be directly converted to Depakote ER, consideration may be given at the clinician's discretion to increase the patient's Depakote total daily dose to the next higher dosage before converting to the appropriate total daily dose of Depakote ER.

Depakote	Depakote ER
Total Daily Dose (mg)	(mg)
500* - 625	750
750* - 875	1,000
1,000*-1,125	1,250
1,250-1,375	1,500
1,500-1,625	1,750
1,750	2,000
1,875-2,000	2,250
2,125-2,250	2,500

2,375	2,750
2,500-2,750	3,000
2,875	3,250
3,000-3,125	3,500

* These total daily doses of Depakote cannot be directly converted to an 8 to 20% higher total daily dose of Depakote ER because the required dosing strengths of Depakote ER are not available. Consideration may be given at the clinician's discretion to increase the patient's Depakote total daily dose to the next higher dosage before converting to the appropriate total daily dose of Depakote ER.

There is insufficient data to allow a conversion factor recommendation for patients with DEPAKOTE doses above 3,125 mg/day. Plasma valproate C_{min} concentrations for DEPAKOTE ER on average are equivalent to DEPAKOTE, but may vary across patients after conversion. If satisfactory clinical response has not been achieved, plasma levels should be measured to determine whether or not they are in the usually accepted therapeutic range (50 to 100 mcg/mL) [see *Clinical Pharmacology (12.2)*].

2.5 General Dosing Advice

Dosing in Elderly Patients

Due to a decrease in unbound clearance of valproate and possibly a greater sensitivity to somnolence in the elderly, the starting dose should be reduced in these patients. Starting doses in the elderly lower than 250 mg can only be achieved by the use of Depakote. Dosage should be increased more slowly and with regular monitoring for fluid and nutritional intake, dehydration, somnolence, and other adverse reactions. Dose reductions or discontinuation of valproate should be considered in patients with decreased food or fluid intake and in patients with excessive somnolence. The ultimate therapeutic dose should be achieved on the basis of both tolerability and clinical response [see *Warnings and Precautions (5.14)*, *Use in Specific Populations (8.5)* and *Clinical Pharmacology (12.3)*].

Dose-Related Adverse Reactions

The frequency of adverse effects (particularly elevated liver enzymes and thrombocytopenia) may be dose-related. The probability of thrombocytopenia appears to increase significantly at total valproate concentrations of ≥ 110 mcg/mL (females) or ≥ 135 mcg/mL (males) [see *Warnings and Precautions (5.8)*]. The benefit of improved therapeutic effect with higher doses should be weighed against the possibility of a greater incidence of adverse reactions.

G.I. Irritation

Patients who experience G.I. irritation may benefit from administration of the drug with food or by slowly building up the dose from an initial low level.

Compliance

Patients should be informed to take Depakote ER every day as prescribed. If a dose is missed it should be taken as soon as possible, unless it is almost time for the next dose. If a dose is skipped, the patient should not double the next dose.

2.6 Dosing in Patients Taking Rufinamide

Patients stabilized on rufinamide before being prescribed valproate should begin valproate therapy at a low dose, and titrate to a clinically effective dose [see *Drug Interactions (7.2)*].

3 DOSAGE FORMS AND STRENGTHS

Depakote ER 250 mg is available as white ovaloid tablets with the “a” logo and the code (HF). Each Depakote ER tablet contains divalproex sodium equivalent to 250 mg of valproic acid.

Depakote ER 500 mg is available as gray ovaloid tablets with the “a” logo and the code HC. Each Depakote ER tablet contains divalproex sodium equivalent to 500 mg of valproic acid.

4 CONTRAINDICATIONS

- Depakote ER should not be administered to patients with hepatic disease or significant hepatic dysfunction [see *Warnings and Precautions (5.1)*].
- Depakote ER is contraindicated in patients known to have mitochondrial disorders caused by mutations in mitochondrial DNA polymerase γ (POLG; e.g., Alpers-Huttenlocher Syndrome) and children under two years of age who are suspected of having a POLG-related disorder [see *Warnings and Precautions (5.1)*].
- Depakote ER is contraindicated in patients with known hypersensitivity to the drug [see *Warnings and Precautions (5.12)*].
- Depakote ER is contraindicated in patients with known urea cycle disorders [see *Warnings and Precautions (5.6)*].
- Depakote ER is contraindicated for use in prophylaxis of migraine headaches in pregnant women [see *Warnings and Precautions (5.3)* and *Use in Specific Populations (8.1)*].

5 WARNINGS AND PRECAUTIONS

5.1 Hepatotoxicity

General Information on Hepatotoxicity

Hepatic failure resulting in fatalities has occurred in patients receiving valproate. These incidents usually have occurred during the first six months of treatment. Serious or fatal hepatotoxicity may be preceded by non-specific symptoms such as malaise, weakness, lethargy, facial edema, anorexia, and vomiting. In patients with epilepsy, a loss of seizure control may also occur. Patients should be monitored closely for appearance of these symptoms. Serum liver tests should be performed prior to therapy and at frequent intervals thereafter, especially during the first six months of valproate therapy. However, healthcare providers should not rely totally on serum biochemistry since these tests may not be abnormal in all instances, but should also consider the results of careful interim medical history and physical examination.

Caution should be observed when administering valproate products to patients with a prior history of hepatic disease. Patients on multiple anticonvulsants, children, those with congenital metabolic disorders, those with severe seizure disorders accompanied by mental retardation, and

those with organic brain disease may be at particular risk. See below, “Patients with Known or Suspected Mitochondrial Disease.”

Experience has indicated that children under the age of two years are at a considerably increased risk of developing fatal hepatotoxicity, especially those with the aforementioned conditions. When Depakote ER is used in this patient group, it should be used with extreme caution and as a sole agent. The benefits of therapy should be weighed against the risks. In progressively older patient groups experience in epilepsy has indicated that the incidence of fatal hepatotoxicity decreases considerably.

Patients with Known or Suspected Mitochondrial Disease

Depakote ER is contraindicated in patients known to have mitochondrial disorders caused by POLG mutations and children under two years of age who are clinically suspected of having a mitochondrial disorder [see *Contraindications (4)*]. Valproate-induced acute liver failure and liver-related deaths have been reported in patients with hereditary neurometabolic syndromes caused by mutations in the gene for mitochondrial DNA polymerase γ (POLG) (e.g., Alpers-Huttenlocher Syndrome) at a higher rate than those without these syndromes. Most of the reported cases of liver failure in patients with these syndromes have been identified in children and adolescents.

POLG-related disorders should be suspected in patients with a family history or suggestive symptoms of a POLG-related disorder, including but not limited to unexplained encephalopathy, refractory epilepsy (focal, myoclonic), status epilepticus at presentation, developmental delays, psychomotor regression, axonal sensorimotor neuropathy, myopathy cerebellar ataxia, ophthalmoplegia, or complicated migraine with occipital aura. POLG mutation testing should be performed in accordance with current clinical practice for the diagnostic evaluation of such disorders. The A467T and W748S mutations are present in approximately 2/3 of patients with autosomal recessive POLG-related disorders.

In patients over two years of age who are clinically suspected of having a hereditary mitochondrial disease, Depakote ER should only be used after other anticonvulsants have failed. This older group of patients should be closely monitored during treatment with Depakote ER for the development of acute liver injury with regular clinical assessments and serum liver test monitoring.

The drug should be discontinued immediately in the presence of significant hepatic dysfunction, suspected or apparent. In some cases, hepatic dysfunction has progressed in spite of discontinuation of drug [see *Boxed Warning and Contraindications (4)*].

5.2 Birth Defects

Valproate can cause fetal harm when administered to a pregnant woman. Pregnancy registry data show that maternal valproate use can cause neural tube defects and other structural abnormalities (e.g., craniofacial defects, cardiovascular malformations, hypospadias, limb malformations). The rate of congenital malformations among babies born to mothers using valproate is about four times higher than the rate among babies born to epileptic mothers using other anti-seizure monotherapies. Evidence suggests that folic acid supplementation prior to conception and during the first trimester of pregnancy decreases the risk for congenital neural tube defects in the general population.

5.3 Decreased IQ Following *in utero* Exposure

Valproate can cause decreased IQ scores following *in utero* exposure. Published epidemiological studies have indicated that children exposed to valproate *in utero* have lower cognitive test scores than children exposed *in utero* to either another antiepileptic drug or to no antiepileptic drugs. The largest of these studies¹ is a prospective cohort study conducted in the United States and United Kingdom that found that children with prenatal exposure to valproate (n=62) had lower IQ scores at age 6 (97 [95% C.I. 94-101]) than children with prenatal exposure to the other antiepileptic drug monotherapy treatments evaluated: lamotrigine (108 [95% C.I. 105–110]), carbamazepine (105 [95% C.I. 102–108]), and phenytoin (108 [95% C.I. 104–112]). It is not known when during pregnancy cognitive effects in valproate-exposed children occur. Because the women in this study were exposed to antiepileptic drugs throughout pregnancy, whether the risk for decreased IQ was related to a particular time period during pregnancy could not be assessed.

Although all of the available studies have methodological limitations, the weight of the evidence supports the conclusion that valproate exposure *in utero* can cause decreased IQ in children.

In animal studies, offspring with prenatal exposure to valproate had malformations similar to those seen in humans and demonstrated neurobehavioral deficits [*see Use in Specific Populations (8.1)*].

Valproate use is contraindicated during pregnancy in women being treated for prophylaxis of migraine headaches. Women with epilepsy or bipolar disorder who are pregnant or who plan to become pregnant should not be treated with valproate unless other treatments have failed to provide adequate symptom control or are otherwise unacceptable. In such women, the benefits of treatment with valproate during pregnancy may still outweigh the risks.

5.4 Use in Women of Childbearing Potential

Because of the risk to the fetus of decreased IQ and major congenital malformations (including neural tube defects), which may occur very early in pregnancy, valproate should not be administered to a woman of childbearing potential unless the drug is essential to the management of her medical condition. This is especially important when valproate use is considered for a condition not usually associated with permanent injury or death (e.g., migraine). Women should use effective contraception while using valproate. Women who are planning a pregnancy should be counseled regarding the relative risks and benefits of valproate use during pregnancy, and alternative therapeutic options should be considered for these patients [*see Boxed Warning and Use in Specific Populations (8.1)*].

To prevent major seizures, valproate should not be discontinued abruptly, as this can precipitate status epilepticus with resulting maternal and fetal hypoxia and threat to life.

Evidence suggests that folic acid supplementation prior to conception and during the first trimester of pregnancy decreases the risk for congenital neural tube defects in the general population. It is not known whether the risk of neural tube defects or decreased IQ in the offspring of women receiving valproate is reduced by folic acid supplementation. Dietary folic acid supplementation both prior to conception and during pregnancy should be routinely recommended for patients using valproate.

5.5 Pancreatitis

Cases of life-threatening pancreatitis have been reported in both children and adults receiving valproate. Some of the cases have been described as hemorrhagic with rapid progression from initial symptoms to death. Some cases have occurred shortly after initial use as well as after several years of use. The rate based upon the reported cases exceeds that expected in the general population and there have been cases in which pancreatitis recurred after rechallenge with valproate. In clinical trials, there were 2 cases of pancreatitis without alternative etiology in 2,416 patients, representing 1,044 patient-years experience. Patients and guardians should be warned that abdominal pain, nausea, vomiting, and/or anorexia can be symptoms of pancreatitis that require prompt medical evaluation. If pancreatitis is diagnosed, Depakote ER should ordinarily be discontinued. Alternative treatment for the underlying medical condition should be initiated as clinically indicated [*see Boxed Warning*].

5.6 Urea Cycle Disorders

Depakote ER is contraindicated in patients with known urea cycle disorders (UCD).

Hyperammonemic encephalopathy, sometimes fatal, has been reported following initiation of valproate therapy in patients with urea cycle disorders, a group of uncommon genetic abnormalities, particularly ornithine transcarbamylase deficiency. Prior to the initiation of Depakote ER therapy, evaluation for UCD should be considered in the following patients: 1) those with a history of unexplained encephalopathy or coma, encephalopathy associated with a protein load, pregnancy-related or postpartum encephalopathy, unexplained mental retardation, or history of elevated plasma ammonia or glutamine; 2) those with cyclical vomiting and lethargy, episodic extreme irritability, ataxia, low BUN, or protein avoidance; 3) those with a family history of UCD or a family history of unexplained infant deaths (particularly males); 4) those with other signs or symptoms of UCD. Patients who develop symptoms of unexplained hyperammonemic encephalopathy while receiving valproate therapy should receive prompt treatment (including discontinuation of valproate therapy) and be evaluated for underlying urea cycle disorders [*see Contraindications (4) and Warnings and Precautions (5.10)*].

5.7 Suicidal Behavior and Ideation

Antiepileptic drugs (AEDs), including Depakote ER, increase the risk of suicidal thoughts or behavior in patients taking these drugs for any indication. Patients treated with any AED for any indication should be monitored for the emergence or worsening of depression, suicidal thoughts or behavior, and/or any unusual changes in mood or behavior.

Pooled analyses of 199 placebo-controlled clinical trials (mono- and adjunctive therapy) of 11 different AEDs showed that patients randomized to one of the AEDs had approximately twice the risk (adjusted Relative Risk 1.8, 95% CI:1.2, 2.7) of suicidal thinking or behavior compared to patients randomized to placebo. In these trials, which had a median treatment duration of 12 weeks, the estimated incidence rate of suicidal behavior or ideation among 27,863 AED-treated patients was 0.43%, compared to 0.24% among 16,029 placebo-treated patients, representing an increase of approximately one case of suicidal thinking or behavior for every 530 patients treated. There were four suicides in drug-treated patients in the trials and none in placebo-treated patients, but the number is too small to allow any conclusion about drug effect on suicide.

The increased risk of suicidal thoughts or behavior with AEDs was observed as early as one week after starting drug treatment with AEDs and persisted for the duration of treatment assessed. Because most trials included in the analysis did not extend beyond 24 weeks, the risk of suicidal thoughts or behavior beyond 24 weeks could not be assessed.

The risk of suicidal thoughts or behavior was generally consistent among drugs in the data analyzed. The finding of increased risk with AEDs of varying mechanisms of action and across a range of indications suggests that the risk applies to all AEDs used for any indication. The risk did not vary substantially by age (5-100 years) in the clinical trials analyzed.

Table 2 shows absolute and relative risk by indication for all evaluated AEDs.

Indication	Placebo Patients with Events Per 1,000 Patients	Drug Patients with Events Per 1,000 Patients	Relative Risk: Incidence of Events in Drug Patients/Incidence in Placebo Patients	Risk Difference: Additional Drug Patients with Events Per 1,000 Patients
Epilepsy	1.0	3.4	3.5	2.4
Psychiatric	5.7	8.5	1.5	2.9
Other	1.0	1.8	1.9	0.9
Total	2.4	4.3	1.8	1.9

The relative risk for suicidal thoughts or behavior was higher in clinical trials for epilepsy than in clinical trials for psychiatric or other conditions, but the absolute risk differences were similar for the epilepsy and psychiatric indications.

Anyone considering prescribing Depakote ER or any other AED must balance the risk of suicidal thoughts or behavior with the risk of untreated illness. Epilepsy and many other illnesses for which AEDs are prescribed are themselves associated with morbidity and mortality and an increased risk of suicidal thoughts and behavior. Should suicidal thoughts and behavior emerge during treatment, the prescriber needs to consider whether the emergence of these symptoms in any given patient may be related to the illness being treated.

Patients, their caregivers, and families should be informed that AEDs increase the risk of suicidal thoughts and behavior and should be advised of the need to be alert for the emergence or worsening of the signs and symptoms of depression, any unusual changes in mood or behavior, or the emergence of suicidal thoughts, behavior, or thoughts about self-harm. Behaviors of concern should be reported immediately to healthcare providers.

5.8 Bleeding and Other Hematopoietic Disorders

Valproate is associated with dose-related thrombocytopenia. In a clinical trial of valproate as monotherapy in patients with epilepsy, 34/126 patients (27%) receiving approximately 50 mg/kg/day on average, had at least one value of platelets $\leq 75 \times 10^9/L$. Approximately half of these patients had treatment discontinued, with return of platelet counts to normal. In the remaining patients, platelet counts normalized with continued treatment. In this study, the probability of thrombocytopenia appeared to increase significantly at total valproate concentrations of ≥ 110 mcg/mL (females) or ≥ 135 mcg/mL (males). The therapeutic benefit

which may accompany the higher doses should therefore be weighed against the possibility of a greater incidence of adverse effects. Valproate use has also been associated with decreases in other cell lines and myelodysplasia.

Because of reports of cytopenias, inhibition of the secondary phase of platelet aggregation, and abnormal coagulation parameters, (e.g., low fibrinogen, coagulation factor deficiencies, acquired von Willebrand's disease), measurements of complete blood counts and coagulation tests are recommended before initiating therapy and at periodic intervals. It is recommended that patients receiving Depakote ER be monitored for blood counts and coagulation parameters prior to planned surgery and during pregnancy [see *Use in Specific Populations (8.1)*]. Evidence of hemorrhage, bruising, or a disorder of hemostasis/coagulation is an indication for reduction of the dosage or withdrawal of therapy.

5.9 Hyperammonemia

Hyperammonemia has been reported in association with valproate therapy and may be present despite normal liver function tests. In patients who develop unexplained lethargy and vomiting or changes in mental status, hyperammonemic encephalopathy should be considered and an ammonia level should be measured. Hyperammonemia should also be considered in patients who present with hypothermia [see *Warnings and Precautions (5.11)*]. If ammonia is increased, valproate therapy should be discontinued. Appropriate interventions for treatment of hyperammonemia should be initiated, and such patients should undergo investigation for underlying urea cycle disorders [see *Contraindications (4) and Warnings and Precautions (5.6, 5.10)*].

During the placebo controlled pediatric mania trial, one (1) in twenty (20) adolescents (5%) treated with valproate developed increased plasma ammonia levels compared to no (0) patients treated with placebo.

Asymptomatic elevations of ammonia are more common and when present, require close monitoring of plasma ammonia levels. If the elevation persists, discontinuation of valproate therapy should be considered.

5.10 Hyperammonemia and Encephalopathy Associated with Concomitant Topiramate Use

Concomitant administration of topiramate and valproate has been associated with hyperammonemia with or without encephalopathy in patients who have tolerated either drug alone. Clinical symptoms of hyperammonemic encephalopathy often include acute alterations in level of consciousness and/or cognitive function with lethargy or vomiting. Hypothermia can also be a manifestation of hyperammonemia [see *Warnings and Precautions (5.11)*]. In most cases, symptoms and signs abated with discontinuation of either drug. This adverse reaction is not due to a pharmacokinetic interaction. Patients with inborn errors of metabolism or reduced hepatic mitochondrial activity may be at an increased risk for hyperammonemia with or without encephalopathy. Although not studied, an interaction of topiramate and valproate may exacerbate existing defects or unmask deficiencies in susceptible persons. In patients who develop unexplained lethargy, vomiting, or changes in mental status, hyperammonemic encephalopathy should be considered and an ammonia level should be measured [see *Contraindications (4) and Warnings and Precautions (5.6, 5.9)*].

5.11 Hypothermia

Hypothermia, defined as an unintentional drop in body core temperature to $< 35^{\circ}\text{C}$ (95°F), has been reported in association with valproate therapy both in conjunction with and in the absence of hyperammonemia. This adverse reaction can also occur in patients using concomitant topiramate with valproate after starting topiramate treatment or after increasing the daily dose of topiramate [see *Drug Interactions (7.3)*]. Consideration should be given to stopping valproate in patients who develop hypothermia, which may be manifested by a variety of clinical abnormalities including lethargy, confusion, coma, and significant alterations in other major organ systems such as the cardiovascular and respiratory systems. Clinical management and assessment should include examination of blood ammonia levels.

5.12 Drug Reaction with Eosinophilia and Systemic Symptoms (DRESS)/Multiorgan Hypersensitivity Reactions

Drug Reaction with Eosinophilia and Systemic Symptoms (DRESS), also known as Multiorgan Hypersensitivity, has been reported in patients taking valproate. DRESS may be fatal or life-threatening. DRESS typically, although not exclusively, presents with fever, rash, and/or lymphadenopathy, in association with other organ system involvement, such as hepatitis, nephritis, hematological abnormalities, myocarditis, or myositis sometimes resembling an acute viral infection. Eosinophilia is often present. Because this disorder is variable in its expression, other organ systems not noted here may be involved. It is important to note that early manifestations of hypersensitivity, such as fever or lymphadenopathy, may be present even though rash is not evident. If such signs or symptoms are present, the patient should be evaluated immediately. Valproate should be discontinued and not be resumed if an alternative etiology for the signs or symptoms cannot be established.

5.13 Interaction with Carbapenem Antibiotics

Carbapenem antibiotics (for example, ertapenem, imipenem, meropenem; this is not a complete list) may reduce serum valproate concentrations to subtherapeutic levels, resulting in loss of seizure control. Serum valproate concentrations should be monitored frequently after initiating carbapenem therapy. Alternative antibacterial or anticonvulsant therapy should be considered if serum valproate concentrations drop significantly or seizure control deteriorates [see *Drug Interactions (7.1)*].

5.14 Somnolence in the Elderly

In a double-blind, multicenter trial of valproate in elderly patients with dementia (mean age = 83 years), doses were increased by 125 mg/day to a target dose of 20 mg/kg/day. A significantly higher proportion of valproate patients had somnolence compared to placebo, and although not statistically significant, there was a higher proportion of patients with dehydration.

Discontinuations for somnolence were also significantly higher than with placebo. In some patients with somnolence (approximately one-half), there was associated reduced nutritional intake and weight loss. There was a trend for the patients who experienced these events to have a lower baseline albumin concentration, lower valproate clearance, and a higher BUN. In elderly patients, dosage should be increased more slowly and with regular monitoring for fluid and nutritional intake, dehydration, somnolence, and other adverse reactions. Dose reductions or

discontinuation of valproate should be considered in patients with decreased food or fluid intake and in patients with excessive somnolence [see *Dosage and Administration (2.4)*].

5.15 Monitoring: Drug Plasma Concentration

Since valproate may interact with concurrently administered drugs which are capable of enzyme induction, periodic plasma concentration determinations of valproate and concomitant drugs are recommended during the early course of therapy [see *Drug Interactions (7)*].

5.16 Effect on Ketone and Thyroid Function Tests

Valproate is partially eliminated in the urine as a keto-metabolite which may lead to a false interpretation of the urine ketone test.

There have been reports of altered thyroid function tests associated with valproate. The clinical significance of these is unknown.

5.17 Effect on HIV and CMV Viruses Replication

There are *in vitro* studies that suggest valproate stimulates the replication of the HIV and CMV viruses under certain experimental conditions. The clinical consequence, if any, is not known. Additionally, the relevance of these *in vitro* findings is uncertain for patients receiving maximally suppressive antiretroviral therapy. Nevertheless, these data should be borne in mind when interpreting the results from regular monitoring of the viral load in HIV infected patients receiving valproate or when following CMV infected patients clinically.

5.18 Medication Residue in the Stool

There have been rare reports of medication residue in the stool. Some patients have had anatomic (including ileostomy or colostomy) or functional gastrointestinal disorders with shortened GI transit times. In some reports, medication residues have occurred in the context of diarrhea. It is recommended that plasma valproate levels be checked in patients who experience medication residue in the stool, and patients' clinical condition should be monitored. If clinically indicated, alternative treatment may be considered.

6 ADVERSE REACTIONS

The following serious adverse reactions are described below and elsewhere in the labeling:

- Hepatic failure [see *Warnings and Precautions (5.1)*]
- Birth defects [see *Warnings and Precautions (5.2)*]
- Decreased IQ following *in utero* exposure [see *Warnings and Precautions (5.3)*]
- Pancreatitis [see *Warnings and Precautions (5.5)*]
- Hyperammonemic encephalopathy [see *Warnings and Precautions (5.6, 5.9, 5.10)*]
- Suicidal behavior and ideation [see *Warnings and Precautions (5.7)*]
- Bleeding and other hematopoietic disorders [see *Warnings and Precautions (5.8)*]
- Hypothermia [see *Warnings and Precautions (5.11)*]
- Drug Reaction with Eosinophilia and Systemic Symptoms (DRESS)/Multiorgan hypersensitivity reactions [see *Warnings and Precautions (5.12)*]

- Somnolence in the elderly [see Warnings and Precautions (5.14)]

Because clinical studies are conducted under widely varying conditions, adverse reaction rates observed in the clinical studies of a drug cannot be directly compared to rates in the clinical studies of another drug and may not reflect the rates observed in practice.

Information on pediatric adverse reactions is presented in section 8.

6.1 Mania

The incidence of treatment-emergent events has been ascertained based on combined data from two three week placebo-controlled clinical trials of Depakote ER in the treatment of manic episodes associated with bipolar disorder.

Table 3 summarizes those adverse reactions reported for patients in these trials where the incidence rate in the Depakote ER-treated group was greater than 5% and greater than the placebo incidence.

Table 3. Adverse Reactions Reported by > 5% of Depakote-Treated Patients During Placebo-Controlled Trials of Acute Mania¹		
Adverse Event	Depakote ER (n=338)	Placebo (n=263)
Somnolence	26%	14%
Dyspepsia	23%	11%
Nausea	19%	13%
Vomiting	13%	5%
Diarrhea	12%	8%
Dizziness	12%	7%
Pain	11%	10%
Abdominal Pain	10%	5%
Accidental Injury	6%	5%
Asthenia	6%	5%
Pharyngitis	6%	5%

¹ The following adverse reactions/event occurred at an equal or greater incidence for placebo than for Depakote ER: headache

The following additional adverse reactions were reported by greater than 1% of the Depakote ER-treated patients in controlled clinical trials:

Body as a Whole: Back Pain, Chills, Chills and Fever, Drug Level Increased, Flu Syndrome, Infection, Infection Fungal, Neck Rigidity.

Cardiovascular System: Arrhythmia, Hypertension, Hypotension, Postural Hypotension.

Digestive System: Constipation, Dry Mouth, Dysphagia, Fecal Incontinence, Flatulence, Gastroenteritis, Glossitis, Gum Hemorrhage, Mouth Ulceration.

Hemic and Lymphatic System: Anemia, Bleeding Time Increased, Ecchymosis, Leucopenia.

Metabolic and Nutritional Disorders: Hypoproteinemia, Peripheral Edema.

Musculoskeletal System: Arthrosis, Myalgia.

Nervous System: Abnormal Gait, Agitation, Catatonic Reaction, Dysarthria, Hallucinations, Hypertonia, Hypokinesia, Psychosis, Reflexes Increased, Sleep Disorder, Tardive Dyskinesia, Tremor.

Respiratory System: Hiccup, Rhinitis.

Skin and Appendages: Discoid Lupus Erythematosus, Erythema Nodosum, Furunculosis, Maculopapular Rash, Pruritus, Rash, Seborrhea, Sweating, Vesiculobullous Rash.

Special Senses: Conjunctivitis, Dry Eyes, Eye Disorder, Eye Pain, Photophobia, Taste Perversion.

Urogenital System: Cystitis, Urinary Tract Infection, Menstrual Disorder, Vaginitis.

6.2 Epilepsy

Based on a placebo-controlled trial of adjunctive therapy for treatment of complex partial seizures, Depakote was generally well tolerated with most adverse reactions rated as mild to moderate in severity. Intolerance was the primary reason for discontinuation in the Depakote-treated patients (6%), compared to 1% of placebo-treated patients.

Table 4 lists treatment-emergent adverse reactions which were reported by $\geq 5\%$ of Depakote-treated patients and for which the incidence was greater than in the placebo group, in the placebo-controlled trial of adjunctive therapy for treatment of complex partial seizures. Since patients were also treated with other antiepilepsy drugs, it is not possible, in most cases, to determine whether the following adverse reactions can be ascribed to Depakote alone, or the combination of Depakote and other antiepilepsy drugs.

Table 4. Adverse Reactions Reported by $\geq 5\%$ of Patients Treated with Valproate During Placebo-Controlled Trial of Adjunctive Therapy for Complex Partial Seizures		
Body System/Event	Depakote (%) (N=77)	Placebo (%) (N=70)
Body as a Whole		
Headache	31	21
Asthenia	27	7
Fever	6	4
Gastrointestinal System		
Nausea	48	14
Vomiting	27	7
Abdominal Pain	23	6
Diarrhea	13	6
Anorexia	12	0
Dyspepsia	8	4
Constipation	5	1

Nervous System		
Somnolence	27	11
Tremor	25	6
Dizziness	25	13
Diplopia	16	9
Amblyopia/Blurred Vision	12	9
Ataxia	8	1
Nystagmus	8	1
Emotional Lability	6	4
Thinking Abnormal	6	0
Amnesia	5	1
Respiratory System		
Flu Syndrome	12	9
Infection	12	6
Bronchitis	5	1
Rhinitis	5	4
Other		
Alopecia	6	1
Weight Loss	6	0

Table 5 lists treatment-emergent adverse reactions which were reported by $\geq 5\%$ of patients in the high dose valproate group, and for which the incidence was greater than in the low dose group, in a controlled trial of Depakote monotherapy treatment of complex partial seizures. Since patients were being titrated off another antiepilepsy drug during the first portion of the trial, it is not possible, in many cases, to determine whether the following adverse reactions can be ascribed to Depakote alone, or the combination of valproate and other antiepilepsy drugs.

Table 5. Adverse Reactions Reported by $\geq 5\%$ of Patients in the High Dose Group in the Controlled Trial of Valproate Monotherapy for Complex Partial Seizures¹		
Body System/Event	High Dose (%) (n=131)	Low Dose (%) (n=134)
Body as a Whole		
Asthenia	21	10
Digestive System		
Nausea	34	26
Diarrhea	23	19
Vomiting	23	15
Abdominal Pain	12	9
Anorexia	11	4
Dyspepsia	11	10
Hemic/Lymphatic System		

Thrombocytopenia	24	1
Ecchymosis	5	4
Metabolic/Nutritional		
Weight Gain	9	4
Peripheral Edema	8	3
Nervous System		
Tremor	57	19
Somnolence	30	18
Dizziness	18	13
Insomnia	15	9
Nervousness	11	7
Amnesia	7	4
Nystagmus	7	1
Depression	5	4
Respiratory System		
Infection	20	13
Pharyngitis	8	2
Dyspnea	5	1
Skin and Appendages		
Alopecia	24	13
Special Senses		
Amblyopia/Blurred Vision	8	4
Tinnitus	7	1
¹ Headache was the only adverse event that occurred in $\geq 5\%$ of patients in the high dose group and at an equal or greater incidence in the low dose group.		

The following additional adverse reactions were reported by greater than 1% but less than 5% of the 358 patients treated with valproate in the controlled trials of complex partial seizures:

Body as a Whole: Back pain, chest pain, malaise.

Cardiovascular System: Tachycardia, hypertension, palpitation.

Digestive System: Increased appetite, flatulence, hematemesis, eructation, pancreatitis, periodontal abscess.

Hemic and Lymphatic System: Petechia.

Metabolic and Nutritional Disorders: SGOT increased, SGPT increased.

Musculoskeletal System: Myalgia, twitching, arthralgia, leg cramps, myasthenia.

Nervous System: Anxiety, confusion, abnormal gait, paresthesia, hypertonia, incoordination, abnormal dreams, personality disorder.

Respiratory System: Sinusitis, cough increased, pneumonia, epistaxis.

Skin and Appendages: Rash, pruritus, dry skin.

Special Senses: Taste perversion, abnormal vision, deafness, otitis media.

Urogenital System: Urinary incontinence, vaginitis, dysmenorrhea, amenorrhea, urinary frequency.

6.3 Migraine

Based on two placebo-controlled clinical trials and their long term extension, valproate was generally well tolerated with most adverse reactions rated as mild to moderate in severity. Of the 202 patients exposed to valproate in the placebo-controlled trials, 17% discontinued for intolerance. This is compared to a rate of 5% for the 81 placebo patients. Including the long term extension study, the adverse reactions reported as the primary reason for discontinuation by \geq 1% of 248 valproate-treated patients were alopecia (6%), nausea and/or vomiting (5%), weight gain (2%), tremor (2%), somnolence (1%), elevated SGOT and/or SGPT (1%), and depression (1%).

Table 6 includes those adverse reactions reported for patients in the placebo-controlled trial where the incidence rate in the Depakote ER-treated group was greater than 5% and was greater than that for placebo patients.

Table 6. Adverse Reactions Reported by >5% of Depakote ER-Treated Patients During the Migraine Placebo-Controlled Trial with a Greater Incidence than Patients Taking Placebo¹

Body System Event	Depakote ER (n=122)	Placebo (n=115)
Gastrointestinal System		
Nausea	15%	9%
Dyspepsia	7%	4%
Diarrhea	7%	3%
Vomiting	7%	2%
Abdominal Pain	7%	5%
Nervous System		
Somnolence	7%	2%
Other		
Infection	15%	14%

¹ The following adverse reactions occurred in greater than 5% of Depakote ER-treated patients and at a greater incidence for placebo than for Depakote ER: asthenia and flu syndrome.

The following additional adverse reactions were reported by greater than 1% but not more than 5% of Depakote ER-treated patients and with a greater incidence than placebo in the placebo-controlled clinical trial for migraine prophylaxis:

Body as a Whole: Accidental injury, viral infection.

Digestive System: Increased appetite, tooth disorder.

Metabolic and Nutritional Disorders: Edema, weight gain.

Nervous System: Abnormal gait, dizziness, hypertonia, insomnia, nervousness, tremor, vertigo.

Respiratory System: Pharyngitis, rhinitis.

Skin and Appendages: Rash.

Special Senses: Tinnitus.

Table 7 includes those adverse reactions reported for patients in the placebo-controlled trials where the incidence rate in the valproate-treated group was greater than 5% and was greater than that for placebo patients.

Table 7. Adverse Reactions Reported by > 5% of Valproate-Treated Patients During Migraine Placebo-Controlled Trials with a Greater Incidence than Patients Taking Placebo¹		
Body System Reaction	Depakote (n=202)	Placebo (n=81)
Gastrointestinal System		
Nausea	31%	10%
Dyspepsia	13%	9%
Diarrhea	12%	7%
Vomiting	11%	1%
Abdominal Pain	9%	4%
Increased Appetite	6%	4%
Nervous System		
Asthenia	20%	9%
Somnolence	17%	5%
Dizziness	12%	6%
Tremor	9%	0%
Other		
Weight Gain	8%	2%
Back Pain	8%	6%
Alopecia	7%	1%

¹ The following adverse reactions occurred in greater than 5% of Depakote-treated patients and at a greater incidence for placebo than for Depakote: flu syndrome and pharyngitis.

The following additional adverse reactions were reported by greater than 1% but not more than 5% of the 202 valproate-treated patients in the controlled clinical trials:

Body as a Whole: Chest pain.

Cardiovascular System: Vasodilatation.

Digestive System: Constipation, dry mouth, flatulence, and stomatitis.

Hemic and Lymphatic System: Ecchymosis.

Metabolic and Nutritional Disorders: Peripheral edema.

Musculoskeletal System: Leg cramps.

Nervous System: Abnormal dreams, confusion, paresthesia, speech disorder, and thinking abnormalities.

Respiratory System: Dyspnea, and sinusitis.

Skin and Appendages: Pruritus.

Urogenital System: Metrorrhagia.

6.4 Post-Marketing Experience

The following adverse reactions have been identified during post approval use of Depakote. Because these reactions are reported voluntarily from a population of uncertain size, it is not always possible to reliably estimate their frequency or establish a causal relationship to drug exposure.

Dermatologic: Hair texture changes, hair color changes, photosensitivity, erythema multiforme, toxic epidermal necrolysis, nail and nail bed disorders, and Stevens-Johnson syndrome.

Psychiatric: Emotional upset, psychosis, aggression, psychomotor hyperactivity, hostility, disturbance in attention, learning disorder, and behavioral deterioration.

Neurologic: Paradoxical convulsion

There have been several reports of acute or subacute cognitive decline and behavioral changes (apathy or irritability) with cerebral pseudoatrophy on imaging associated with valproate therapy; both the cognitive/behavioral changes and cerebral pseudoatrophy reversed partially or fully after valproate discontinuation.

There have been reports of acute or subacute encephalopathy in the absence of elevated ammonia levels, elevated valproate levels, or neuroimaging changes. The encephalopathy reversed partially or fully after valproate discontinuation.

Musculoskeletal: Fractures, decreased bone mineral density, osteopenia, osteoporosis, and weakness.

Hematologic: Relative lymphocytosis, macrocytosis, leukopenia, anemia including macrocytic with or without folate deficiency, bone marrow suppression, pancytopenia, aplastic anemia, agranulocytosis, and acute intermittent porphyria.

Endocrine: Irregular menses, secondary amenorrhea, hyperandrogenism, hirsutism, elevated testosterone level, breast enlargement, galactorrhea, parotid gland swelling, polycystic ovary disease, decreased carnitine concentrations, hyponatremia, hyperglycemia, and inappropriate ADH secretion.

There have been rare reports of Fanconi's syndrome occurring chiefly in children.

Metabolism and nutrition: Weight gain.

Reproductive: Aspermia, azoospermia, decreased sperm count, decreased spermatozoa motility, male infertility, and abnormal spermatozoa morphology.

Genitourinary: Enuresis and urinary tract infection.

Special Senses: Hearing loss.

Other: Allergic reaction, anaphylaxis, developmental delay, bone pain, bradycardia, and cutaneous vasculitis.

7 DRUG INTERACTIONS

7.1 Effects of Co-Administered Drugs on Valproate Clearance

Drugs that affect the level of expression of hepatic enzymes, particularly those that elevate levels of glucuronosyltransferases (such as ritonavir), may increase the clearance of valproate. For example, phenytoin, carbamazepine, and phenobarbital (or primidone) can double the clearance of valproate. Thus, patients on monotherapy will generally have longer half-lives and higher concentrations than patients receiving polytherapy with antiepilepsy drugs.

In contrast, drugs that are inhibitors of cytochrome P450 isozymes, e.g., antidepressants, may be expected to have little effect on valproate clearance because cytochrome P450 microsomal mediated oxidation is a relatively minor secondary metabolic pathway compared to glucuronidation and beta-oxidation.

Because of these changes in valproate clearance, monitoring of valproate and concomitant drug concentrations should be increased whenever enzyme inducing drugs are introduced or withdrawn.

The following list provides information about the potential for an influence of several commonly prescribed medications on valproate pharmacokinetics. The list is not exhaustive nor could it be, since new interactions are continuously being reported.

Drugs for which a potentially important interaction has been observed

Aspirin

A study involving the co-administration of aspirin at antipyretic doses (11 to 16 mg/kg) with valproate to pediatric patients (n=6) revealed a decrease in protein binding and an inhibition of metabolism of valproate. Valproate free fraction was increased 4-fold in the presence of aspirin compared to valproate alone. The β -oxidation pathway consisting of 2-E-valproic acid, 3-OH-valproic acid, and 3-keto valproic acid was decreased from 25% of total metabolites excreted on valproate alone to 8.3% in the presence of aspirin. Whether or not the interaction observed in this study applies to adults is unknown, but caution should be observed if valproate and aspirin are to be co-administered.

Carbapenem Antibiotics

A clinically significant reduction in serum valproic acid concentration has been reported in patients receiving carbapenem antibiotics (for example, ertapenem, imipenem, meropenem; this is not a complete list) and may result in loss of seizure control. The mechanism of this interaction is not well understood. Serum valproic acid concentrations should be monitored frequently after initiating carbapenem therapy. Alternative antibacterial or anticonvulsant therapy should be

considered if serum valproic acid concentrations drop significantly or seizure control deteriorates [see *Warnings and Precautions (5.13)*].

Estrogen-Containing Hormonal Contraceptives

Estrogen-containing hormonal contraceptives may increase the clearance of valproate, which may result in decreased concentration of valproate and potentially increased seizure frequency. Prescribers should monitor serum valproate concentrations and clinical response when adding or discontinuing estrogen containing products.

Felbamate

A study involving the co-administration of 1,200 mg/day of felbamate with valproate to patients with epilepsy (n=10) revealed an increase in mean valproate peak concentration by 35% (from 86 to 115 mcg/mL) compared to valproate alone. Increasing the felbamate dose to 2,400 mg/day increased the mean valproate peak concentration to 133 mcg/mL (another 16% increase). A decrease in valproate dosage may be necessary when felbamate therapy is initiated.

Rifampin

A study involving the administration of a single dose of valproate (7 mg/kg) 36 hours after 5 nights of daily dosing with rifampin (600 mg) revealed a 40% increase in the oral clearance of valproate. Valproate dosage adjustment may be necessary when it is co-administered with rifampin.

Drugs for which either no interaction or a likely clinically unimportant interaction has been observed

Antacids

A study involving the co-administration of valproate 500 mg with commonly administered antacids (Maalox, Trisogel, and Titalac - 160 mEq doses) did not reveal any effect on the extent of absorption of valproate.

Chlorpromazine

A study involving the administration of 100 to 300 mg/day of chlorpromazine to schizophrenic patients already receiving valproate (200 mg BID) revealed a 15% increase in trough plasma levels of valproate.

Haloperidol

A study involving the administration of 6 to 10 mg/day of haloperidol to schizophrenic patients already receiving valproate (200 mg BID) revealed no significant changes in valproate trough plasma levels.

Cimetidine and Ranitidine

Cimetidine and ranitidine do not affect the clearance of valproate.

7.2 Effects of Valproate on Other Drugs

Valproate has been found to be a weak inhibitor of some P450 isozymes, epoxide hydase, and glucuronosyltransferases.

The following list provides information about the potential for an influence of valproate co-administration on the pharmacokinetics or pharmacodynamics of several commonly prescribed medications. The list is not exhaustive, since new interactions are continuously being reported.

Drugs for which a potentially important valproate interaction has been observed

Amitriptyline/Nortriptyline

Administration of a single oral 50 mg dose of amitriptyline to 15 normal volunteers (10 males and 5 females) who received valproate (500 mg BID) resulted in a 21% decrease in plasma clearance of amitriptyline and a 34% decrease in the net clearance of nortriptyline. Rare postmarketing reports of concurrent use of valproate and amitriptyline resulting in an increased amitriptyline level have been received. Concurrent use of valproate and amitriptyline has rarely been associated with toxicity. Monitoring of amitriptyline levels should be considered for patients taking valproate concomitantly with amitriptyline. Consideration should be given to lowering the dose of amitriptyline/nortriptyline in the presence of valproate.

Carbamazepine/carbamazepine-10,11-Epoxyde

Serum levels of carbamazepine (CBZ) decreased 17% while that of carbamazepine-10,11-epoxyde (CBZ-E) increased by 45% upon co-administration of valproate and CBZ to epileptic patients.

Clonazepam

The concomitant use of valproate and clonazepam may induce absence status in patients with a history of absence type seizures.

Diazepam

Valproate displaces diazepam from its plasma albumin binding sites and inhibits its metabolism. Co-administration of valproate (1,500 mg daily) increased the free fraction of diazepam (10 mg) by 90% in healthy volunteers (n=6). Plasma clearance and volume of distribution for free diazepam were reduced by 25% and 20%, respectively, in the presence of valproate. The elimination half-life of diazepam remained unchanged upon addition of valproate.

Ethosuximide

Valproate inhibits the metabolism of ethosuximide. Administration of a single ethosuximide dose of 500 mg with valproate (800 to 1,600 mg/day) to healthy volunteers (n=6) was accompanied by a 25% increase in elimination half-life of ethosuximide and a 15% decrease in its total clearance as compared to ethosuximide alone. Patients receiving valproate and ethosuximide, especially along with other anticonvulsants, should be monitored for alterations in serum concentrations of both drugs.

Lamotrigine

In a steady-state study involving 10 healthy volunteers, the elimination half-life of lamotrigine increased from 26 to 70 hours with valproate co-administration (a 165% increase). The dose of lamotrigine should be reduced when co-administered with valproate. Serious skin reactions (such as Stevens-Johnson syndrome and toxic epidermal necrolysis) have been reported with concomitant lamotrigine and valproate administration. See lamotrigine package insert for details on lamotrigine dosing with concomitant valproate administration.

Phenobarbital

Valproate was found to inhibit the metabolism of phenobarbital. Co-administration of valproate (250 mg BID for 14 days) with phenobarbital to normal subjects (n=6) resulted in a 50% increase in half-life and a 30% decrease in plasma clearance of phenobarbital (60 mg single-dose). The fraction of phenobarbital dose excreted unchanged increased by 50% in presence of valproate.

There is evidence for severe CNS depression, with or without significant elevations of barbiturate or valproate serum concentrations. All patients receiving concomitant barbiturate therapy should be closely monitored for neurological toxicity. Serum barbiturate concentrations should be obtained, if possible, and the barbiturate dosage decreased, if appropriate.

Primidone, which is metabolized to a barbiturate, may be involved in a similar interaction with valproate.

Phenytoin

Valproate displaces phenytoin from its plasma albumin binding sites and inhibits its hepatic metabolism. Co-administration of valproate (400 mg TID) with phenytoin (250 mg) in normal volunteers (n=7) was associated with a 60% increase in the free fraction of phenytoin. Total plasma clearance and apparent volume of distribution of phenytoin increased 30% in the presence of valproate. Both the clearance and apparent volume of distribution of free phenytoin were reduced by 25%.

In patients with epilepsy, there have been reports of breakthrough seizures occurring with the combination of valproate and phenytoin. The dosage of phenytoin should be adjusted as required by the clinical situation.

Propofol

The concomitant use of valproate and propofol may lead to increased blood levels of propofol. Reduce the dose of propofol when co-administering with valproate. Monitor patients closely for signs of increased sedation or cardiorespiratory depression.

Rufinamide

Based on a population pharmacokinetic analysis, rufinamide clearance was decreased by valproate. Rufinamide concentrations were increased by <16% to 70%, dependent on concentration of valproate (with the larger increases being seen in pediatric patients at high doses or concentrations of valproate). Patients stabilized on rufinamide before being prescribed valproate should begin valproate therapy at a low dose, and titrate to a clinically effective dose [see *Dosage and Administration (2.6)*]. Similarly, patients on valproate should begin at a rufinamide dose lower than 10 mg/kg per day (pediatric patients) or 400 mg per day (adults).

Tolbutamide

From *in vitro* experiments, the unbound fraction of tolbutamide was increased from 20% to 50% when added to plasma samples taken from patients treated with valproate. The clinical relevance of this displacement is unknown.

Warfarin

In an *in vitro* study, valproate increased the unbound fraction of warfarin by up to 32.6%. The therapeutic relevance of this is unknown; however, coagulation tests should be monitored if valproate therapy is instituted in patients taking anticoagulants.

Zidovudine

In six patients who were seropositive for HIV, the clearance of zidovudine (100 mg q8h) was decreased by 38% after administration of valproate (250 or 500 mg q8h); the half-life of zidovudine was unaffected.

Drugs for which either no interaction or a likely clinically unimportant interaction has been observed

Acetaminophen

Valproate had no effect on any of the pharmacokinetic parameters of acetaminophen when it was concurrently administered to three epileptic patients.

Clozapine

In psychotic patients (n=11), no interaction was observed when valproate was co-administered with clozapine.

Lithium

Co-administration of valproate (500 mg BID) and lithium carbonate (300 mg TID) to normal male volunteers (n=16) had no effect on the steady-state kinetics of lithium.

Lorazepam

Concomitant administration of valproate (500 mg BID) and lorazepam (1 mg BID) in normal male volunteers (n=9) was accompanied by a 17% decrease in the plasma clearance of lorazepam.

Olanzapine

No dose adjustment for olanzapine is necessary when olanzapine is administered concomitantly with valproate. Co-administration of valproate (500 mg BID) and olanzapine (5 mg) to healthy adults (n=10) caused 15% reduction in C_{max} and 35% reduction in AUC of olanzapine.

Oral Contraceptive Steroids

Administration of a single-dose of ethinylloestradiol (50 mcg)/levonorgestrel (250 mcg) to 6 women on valproate (200 mg BID) therapy for 2 months did not reveal any pharmacokinetic interaction.

7.3 Topiramate

Concomitant administration of valproate and topiramate has been associated with hyperammonemia with and without encephalopathy [see *Contraindications (4) and Warnings and Precautions (5.6, 5.9, 5.10)*]. Concomitant administration of topiramate with valproate has also been associated with hypothermia in patients who have tolerated either drug alone. It may be prudent to examine blood ammonia levels in patients in whom the onset of hypothermia has been reported [see *Warnings and Precautions (5.9, 5.11)*].

8 USE IN SPECIFIC POPULATIONS

8.1 Pregnancy

Pregnancy Category D for epilepsy and for manic episodes associated with bipolar disorder [see *Warnings and Precautions* (5.2, 5.3)].

Pregnancy Category X for prophylaxis of migraine headaches [see *Contraindications* (4)].

Pregnancy Registry

To collect information on the effects of *in utero* exposure to Depakote, physicians should encourage pregnant patients taking Depakote to enroll in the North American Antiepileptic Drug (NAAED) Pregnancy Registry. This can be done by calling toll free 1-888-233-2334, and must be done by the patients themselves. Information on the registry can be found at the website, <http://www.aedpregnancyregistry.org/>.

Fetal Risk Summary

All pregnancies have a background risk of birth defects (about 3%), pregnancy loss (about 15%), or other adverse outcomes regardless of drug exposure. Maternal valproate use during pregnancy for any indication increases the risk of congenital malformations, particularly neural tube defects, but also malformations involving other body systems (e.g., craniofacial defects, cardiovascular malformations, hypospadias, limb malformations). The risk of major structural abnormalities is greatest during the first trimester; however, other serious developmental effects can occur with valproate use throughout pregnancy. The rate of congenital malformations among babies born to epileptic mothers who used valproate during pregnancy has been shown to be about four times higher than the rate among babies born to epileptic mothers who used other anti-seizure monotherapies [see *Warnings and Precautions* (5.3)].

Several published epidemiological studies have indicated that children exposed to valproate *in utero* have lower IQ scores than children exposed to either another antiepileptic drug *in utero* or to no antiepileptic drugs *in utero* [see *Warnings and Precautions* (5.3)].

An observational study has suggested that exposure to valproate products during pregnancy may increase the risk of autism spectrum disorders. In this study, children born to mothers who had used valproate products during pregnancy had 2.9 times the risk (95% confidence interval [CI]: 1.7-4.9) of developing autism spectrum disorders compared to children born to mothers not exposed to valproate products during pregnancy. The absolute risks for autism spectrum disorders were 4.4% (95% CI: 2.6%-7.5%) in valproate-exposed children and 1.5% (95% CI: 1.5%-1.6%) in children not exposed to valproate products. Because the study was observational in nature, conclusions regarding a causal association between *in utero* valproate exposure and an increased risk of autism spectrum disorder cannot be considered definitive.

In animal studies, offspring with prenatal exposure to valproate had structural malformations similar to those seen in humans and demonstrated neurobehavioral deficits.

Clinical Considerations

- Neural tube defects are the congenital malformation most strongly associated with maternal valproate use. The risk of spina bifida following *in utero* valproate exposure is generally

estimated as 1-2%, compared to an estimated general population risk for spina bifida of about 0.06 to 0.07% (6 to 7 in 10,000 births).

- Valproate can cause decreased IQ scores in children whose mothers were treated with valproate during pregnancy.
- Because of the risks of decreased IQ, neural tube defects, and other fetal adverse events, which may occur very early in pregnancy:
 - Valproate should not be administered to a woman of childbearing potential unless the drug is essential to the management of her medical condition. This is especially important when valproate use is considered for a condition not usually associated with permanent injury or death (e.g., migraine).
 - Valproate is contraindicated during pregnancy in women being treated for prophylaxis of migraine headaches.
 - Valproate should not be used to treat women with epilepsy or bipolar disorder who are pregnant or who plan to become pregnant unless other treatments have failed to provide adequate symptom control or are otherwise unacceptable. In such women, the benefits of treatment with valproate during pregnancy may still outweigh the risks. When treating a pregnant woman or a woman of childbearing potential, carefully consider both the potential risks and benefits of treatment and provide appropriate counseling.
- To prevent major seizures, women with epilepsy should not discontinue valproate abruptly, as this can precipitate status epilepticus with resulting maternal and fetal hypoxia and threat to life. Even minor seizures may pose some hazard to the developing embryo or fetus. However, discontinuation of the drug may be considered prior to and during pregnancy in individual cases if the seizure disorder severity and frequency do not pose a serious threat to the patient.
- Available prenatal diagnostic testing to detect neural tube and other defects should be offered to pregnant women using valproate.
- Evidence suggests that folic acid supplementation prior to conception and during the first trimester of pregnancy decreases the risk for congenital neural tube defects in the general population. It is not known whether the risk of neural tube defects or decreased IQ in the offspring of women receiving valproate is reduced by folic acid supplementation. Dietary folic acid supplementation both prior to conception and during pregnancy should be routinely recommended for patients using valproate.
- Pregnant women taking valproate may develop clotting abnormalities including thrombocytopenia, hypofibrinogenemia, and/or decrease in other coagulation factors, which may result in hemorrhagic complications in the neonate including death [see *Warnings and Precautions (5.8)*]. If valproate is used in pregnancy, the clotting parameters should be monitored carefully in the mother. If abnormal in the mother, then these parameters should also be monitored in the neonate.
- Patients taking valproate may develop hepatic failure [see *Boxed Warning and Warnings and Precautions (5.1)*]. Fatal cases of hepatic failure in infants exposed to valproate *in utero* have also been reported following maternal use of valproate during pregnancy.
- Hypoglycemia has been reported in neonates whose mothers have taken valproate during pregnancy.

Data

Human

There is an extensive body of evidence demonstrating that exposure to valproate *in utero* increases the risk of neural tube defects and other structural abnormalities. Based on published data from the CDC's National Birth Defects Prevention Network, the risk of spina bifida in the general population is about 0.06 to 0.07%. The risk of spina bifida following *in utero* valproate exposure has been estimated to be approximately 1 to 2%.

The NAAED Pregnancy Registry has reported a major malformation rate of 9-11% in the offspring of women exposed to an average of 1,000 mg/day of valproate monotherapy during pregnancy. These data show up to a five-fold increased risk for any major malformation following valproate exposure *in utero* compared to the risk following exposure *in utero* to other antiepileptic drugs taken in monotherapy. The major congenital malformations included cases of neural tube defects, cardiovascular malformations, craniofacial defects (e.g., oral clefts, craniosynostosis), hypospadias, limb malformations (e.g., clubfoot, polydactyly), and malformations of varying severity involving other body systems.

Published epidemiological studies have indicated that children exposed to valproate *in utero* have lower IQ scores than children exposed to either another antiepileptic drug *in utero* or to no antiepileptic drugs *in utero*. The largest of these studies is a prospective cohort study conducted in the United States and United Kingdom that found that children with prenatal exposure to valproate (n=62) had lower IQ scores at age 6 (97 [95% C.I. 94-101]) than children with prenatal exposure to the other anti-epileptic drug monotherapy treatments evaluated: lamotrigine (108 [95% C.I. 105-110]), carbamazepine (105 [95% C.I. 102-108]) and phenytoin (108 [95% C.I. 104-112]). It is not known when during pregnancy cognitive effects in valproate-exposed children occur. Because the women in this study were exposed to antiepileptic drugs throughout pregnancy, whether the risk for decreased IQ was related to a particular time period during pregnancy could not be assessed.

Although all of the available studies have methodological limitations, the weight of the evidence supports a causal association between valproate exposure *in utero* and subsequent adverse effects on cognitive development.

There are published case reports of fatal hepatic failure in offspring of women who used valproate during pregnancy.

Animal

In developmental toxicity studies conducted in mice, rats, rabbits, and monkeys, increased rates of fetal structural abnormalities, intrauterine growth retardation, and embryo-fetal death occurred following treatment of pregnant animals with valproate during organogenesis at clinically relevant doses (calculated on a body surface area basis). Valproate induced malformations of multiple organ systems, including skeletal, cardiac, and urogenital defects. In mice, in addition to other malformations, fetal neural tube defects have been reported following valproate administration during critical periods of organogenesis, and the teratogenic response correlated with peak maternal drug levels. Behavioral abnormalities (including cognitive, locomotor, and social interaction deficits) and brain histopathological changes have also been reported in mice and rat offspring exposed prenatally to clinically relevant doses of valproate.

8.3 Nursing Mothers

Valproate is excreted in human milk. Caution should be exercised when valproate is administered to a nursing woman.

8.4 Pediatric Use

Experience has indicated that pediatric patients under the age of two years are at a considerably increased risk of developing fatal hepatotoxicity, especially those with the aforementioned conditions [see *Boxed Warning and Warnings and Precautions (5.1)*]. When Depakote ER is used in this patient group, it should be used with extreme caution and as a sole agent. The benefits of therapy should be weighed against the risks. Above the age of 2 years, experience in epilepsy has indicated that the incidence of fatal hepatotoxicity decreases considerably in progressively older patient groups.

Younger children, especially those receiving enzyme inducing drugs, will require larger maintenance doses to attain targeted total and unbound valproate concentrations. Pediatric patients (i.e., between 3 months and 10 years) have 50% higher clearances expressed on weight (i.e., mL/min/kg) than do adults. Over the age of 10 years, children have pharmacokinetic parameters that approximate those of adults.

The variability in free fraction limits the clinical usefulness of monitoring total serum valproic acid concentrations. Interpretation of valproic acid concentrations in children should include consideration of factors that affect hepatic metabolism and protein binding.

Pediatric Clinical Trials

Depakote was studied in seven pediatric clinical trials.

Two of the pediatric studies were double-blinded placebo-controlled trials to evaluate the efficacy of Depakote ER for the indications of mania (150 patients aged 10 to 17 years, 76 of whom were on Depakote ER) and migraine (304 patients aged 12 to 17 years, 231 of whom were on Depakote ER). Efficacy was not established for either the treatment of migraine or the treatment of mania. The most common drug-related adverse reactions (reported >5% and twice the rate of placebo) reported in the controlled pediatric mania study were nausea, upper abdominal pain, somnolence, increased ammonia, gastritis and rash.

The remaining five trials were long term safety studies. Two six-month pediatric studies were conducted to evaluate the long-term safety of Depakote ER for the indication of mania (292 patients aged 10 to 17 years). Two twelve-month pediatric studies were conducted to evaluate the long-term safety of Depakote ER for the indication of migraine (353 patients aged 12 to 17 years). One twelve-month study was conducted to evaluate the safety of Depakote Sprinkle Capsules in the indication of partial seizures (169 patients aged 3 to 10 years).

In these seven clinical trials, the safety and tolerability of Depakote in pediatric patients were shown to be comparable to those in adults [see *Adverse Reactions (6)*].

Juvenile Animal Toxicology

In studies of valproate in immature animals, toxic effects not observed in adult animals included retinal dysplasia in rats treated during the neonatal period (from postnatal day 4) and nephrotoxicity in rats treated during the neonatal and juvenile (from postnatal day 14) periods.

The no-effect dose for these findings was less than the maximum recommended human dose on a mg/m² basis.

8.5 Geriatric Use

No patients above the age of 65 years were enrolled in double-blind prospective clinical trials of mania associated with bipolar illness. In a case review study of 583 patients, 72 patients (12%) were greater than 65 years of age. A higher percentage of patients above 65 years of age reported accidental injury, infection, pain, somnolence, and tremor. Discontinuation of valproate was occasionally associated with the latter two events. It is not clear whether these events indicate additional risk or whether they result from preexisting medical illness and concomitant medication use among these patients.

A study of elderly patients with dementia revealed drug related somnolence and discontinuation for somnolence [*see Warnings and Precautions (5.14)*]. The starting dose should be reduced in these patients, and dosage reductions or discontinuation should be considered in patients with excessive somnolence [*see Dosage and Administration (2.5)*].

There is insufficient information available to discern the safety and effectiveness of valproate for the prophylaxis of migraines in patients over 65.

The capacity of elderly patients (age range: 68 to 89 years) to eliminate valproate has been shown to be reduced compared to younger adults (age range: 22 to 26 years) [*see Clinical Pharmacology (12.3)*].

8.6 Effect of Disease

Liver Disease

Liver disease impairs the capacity to eliminate valproate [*(see Boxed Warning, Contraindications (4), Warnings and Precautions (5.1), and Clinical Pharmacology (12.3))*].

10 OVERDOSAGE

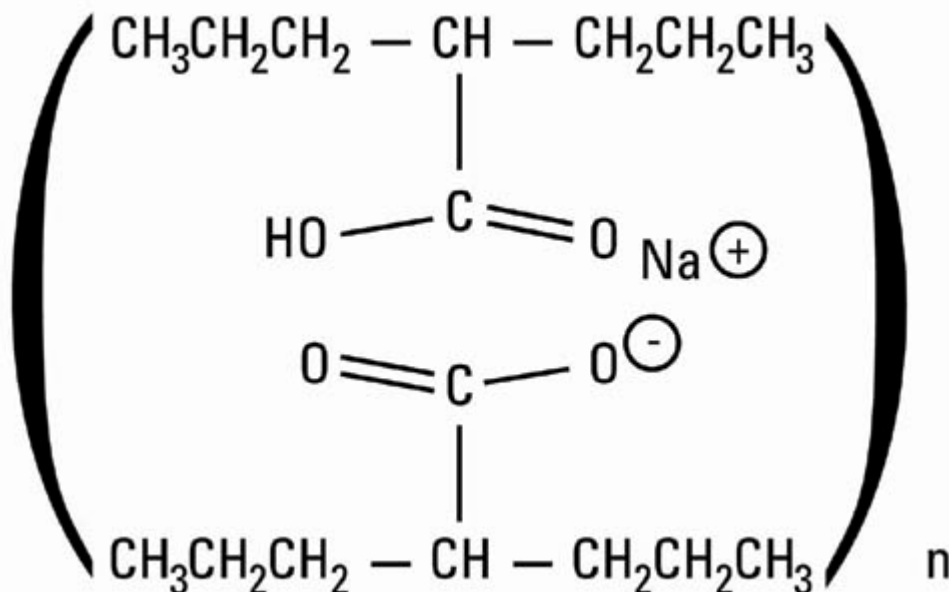
Overdosage with valproate may result in somnolence, heart block, deep coma, and hypernatremia. Fatalities have been reported; however patients have recovered from valproate levels as high as 2,120 mcg/mL.

In overdose situations, the fraction of drug not bound to protein is high and hemodialysis or tandem hemodialysis plus hemoperfusion may result in significant removal of drug. The benefit of gastric lavage or emesis will vary with the time since ingestion. General supportive measures should be applied with particular attention to the maintenance of adequate urinary output.

Naloxone has been reported to reverse the CNS depressant effects of valproate overdose. Because naloxone could theoretically also reverse the antiepileptic effects of valproate, it should be used with caution in patients with epilepsy.

11 DESCRIPTION

Divalproex sodium is a stable co-ordination compound comprised of sodium valproate and valproic acid in a 1:1 molar relationship and formed during the partial neutralization of valproic acid with 0.5 equivalent of sodium hydroxide. Chemically it is designated as sodium hydrogen bis(2-propylpentanoate). Divalproex sodium has the following structure:



Divalproex sodium occurs as a white powder with a characteristic odor.

Depakote ER 250 and 500 mg tablets are for oral administration. Depakote ER tablets contain divalproex sodium in a once-a-day extended-release formulation equivalent to 250 and 500 mg of valproic acid.

Inactive Ingredients

Depakote ER 250 and 500 mg tablets: FD&C Blue No. 1, hypromellose, lactose, microcrystalline cellulose, polyethylene glycol, potassium sorbate, propylene glycol, silicon dioxide, titanium dioxide, and triacetin.

In addition, 500 mg tablets contain iron oxide and polydextrose.

Meets USP Dissolution Test 2.

12 CLINICAL PHARMACOLOGY

12.1 Mechanism of Action

Divalproex sodium dissociates to the valproate ion in the gastrointestinal tract. The mechanisms by which valproate exerts its therapeutic effects have not been established. It has been suggested that its activity in epilepsy is related to increased brain concentrations of gamma-aminobutyric acid (GABA).

12.2 Pharmacodynamics

The relationship between plasma concentration and clinical response is not well documented. One contributing factor is the nonlinear, concentration dependent protein binding of valproate which affects the clearance of the drug. Thus, monitoring of total serum valproate may not provide a reliable index of the bioactive valproate species.

For example, because the plasma protein binding of valproate is concentration dependent, the free fraction increases from approximately 10% at 40 mcg/mL to 18.5% at 130 mcg/mL. Higher than expected free fractions occur in the elderly, in hyperlipidemic patients, and in patients with hepatic and renal diseases.

Epilepsy

The therapeutic range in epilepsy is commonly considered to be 50 to 100 mcg/mL of total valproate, although some patients may be controlled with lower or higher plasma concentrations.

Mania

In placebo-controlled clinical trials of acute mania, patients were dosed to clinical response with trough plasma concentrations between 85 and 125 mcg/mL [*see Dosage and Administration (2.1)*].

12.3 Pharmacokinetics

Absorption/Bioavailability

The absolute bioavailability of Depakote ER tablets administered as a single dose after a meal was approximately 90% relative to intravenous infusion.

When given in equal total daily doses, the bioavailability of Depakote ER is less than that of Depakote (divalproex sodium delayed-release tablets). In five multiple-dose studies in healthy subjects (N=82) and in subjects with epilepsy (N=86), when administered under fasting and nonfasting conditions, Depakote ER given once daily produced an average bioavailability of 89% relative to an equal total daily dose of Depakote given BID, TID, or QID. The median time to maximum plasma valproate concentrations (C_{max}) after Depakote ER administration ranged from 4 to 17 hours. After multiple once-daily dosing of Depakote ER, the peak-to-trough fluctuation in plasma valproate concentrations was 10-20% lower than that of regular Depakote given BID, TID, or QID.

Conversion from Depakote to Depakote ER

When Depakote ER is given in doses 8 to 20% higher than the total daily dose of Depakote, the two formulations are bioequivalent. In two randomized, crossover studies, multiple daily doses of Depakote were compared to 8 to 20% higher once-daily doses of Depakote ER. In these two studies, Depakote ER and Depakote regimens were equivalent with respect to area under the curve (AUC; a measure of the extent of bioavailability). Additionally, valproate C_{max} was lower, and C_{min} was either higher or not different, for Depakote ER relative to Depakote regimens (see Table 8).

Table 8. Bioavailability of Depakote ER Tablets Relative to Depakote When Depakote ER
--

Dose is 8 to 20% Higher				
Study Population	Regimens	Relative Bioavailability		
	Depakote ER vs. Depakote	AUC ₂₄	C _{max}	C _{min}
Healthy Volunteers (N=35)	1,000 & 1,500 mg Depakote ER vs. 875 & 1,250 mg Depakote	1.059	0.882	1.173
Patients with epilepsy on concomitant enzyme-inducing antiepilepsy drugs (N = 64)	1,000 to 5,000 mg Depakote ER vs. 875 to 4,250 mg Depakote	1.008	0.899	1.022

Concomitant antiepilepsy drugs (topiramate, phenobarbital, carbamazepine, phenytoin, and lamotrigine were evaluated) that induce the cytochrome P450 isozyme system did not significantly alter valproate bioavailability when converting between Depakote and Depakote ER.

Distribution

Protein Binding

The plasma protein binding of valproate is concentration dependent and the free fraction increases from approximately 10% at 40 mcg/mL to 18.5% at 130 mcg/mL. Protein binding of valproate is reduced in the elderly, in patients with chronic hepatic diseases, in patients with renal impairment, and in the presence of other drugs (e.g., aspirin). Conversely, valproate may displace certain protein-bound drugs (e.g., phenytoin, carbamazepine, warfarin, and tolbutamide) [see *Drug Interactions (7.2)* for more detailed information on the pharmacokinetic interactions of valproate with other drugs].

CNS Distribution

Valproate concentrations in cerebrospinal fluid (CSF) approximate unbound concentrations in plasma (about 10% of total concentration).

Metabolism

Valproate is metabolized almost entirely by the liver. In adult patients on monotherapy, 30-50% of an administered dose appears in urine as a glucuronide conjugate. Mitochondrial β -oxidation is the other major metabolic pathway, typically accounting for over 40% of the dose. Usually, less than 15-20% of the dose is eliminated by other oxidative mechanisms. Less than 3% of an administered dose is excreted unchanged in urine.

The relationship between dose and total valproate concentration is nonlinear; concentration does not increase proportionally with the dose, but rather, increases to a lesser extent due to saturable plasma protein binding. The kinetics of unbound drug are linear.

Elimination

Mean plasma clearance and volume of distribution for total valproate are 0.56 L/hr/1.73 m² and 11 L/1.73 m², respectively. Mean plasma clearance and volume of distribution for free valproate are 4.6 L/hr/1.73 m² and 92 L/1.73 m². Mean terminal half-life for valproate monotherapy ranged from 9 to 16 hours following oral dosing regimens of 250 to 1,000 mg.

The estimates cited apply primarily to patients who are not taking drugs that affect hepatic metabolizing enzyme systems. For example, patients taking enzyme-inducing antiepileptic drugs (carbamazepine, phenytoin, and phenobarbital) will clear valproate more rapidly. Because of these changes in valproate clearance, monitoring of antiepileptic concentrations should be intensified whenever concomitant antiepileptics are introduced or withdrawn.

Special Populations

Effect of Age

Pediatric

The valproate pharmacokinetic profile following administration of Depakote ER was characterized in a multiple-dose, non-fasting, open label, multi-center study in children and adolescents. Depakote ER once daily doses ranged from 250-1,750 mg. Once daily administration of Depakote ER in pediatric patients (10-17 years) produced plasma VPA concentration-time profiles similar to those that have been observed in adults.

Elderly

The capacity of elderly patients (age range: 68 to 89 years) to eliminate valproate has been shown to be reduced compared to younger adults (age range: 22 to 26 years). Intrinsic clearance is reduced by 39%; the free fraction is increased by 44%. Accordingly, the initial dosage should be reduced in the elderly [*see Dosage and Administration (2.4)*].

Effect of Sex

There are no differences in the body surface area adjusted unbound clearance between males and females (4.8±0.17 and 4.7±0.07 L/hr per 1.73 m², respectively).

Effect of Race

The effects of race on the kinetics of valproate have not been studied.

Effect of Disease

Liver Disease

Liver disease impairs the capacity to eliminate valproate. In one study, the clearance of free valproate was decreased by 50% in 7 patients with cirrhosis and by 16% in 4 patients with acute hepatitis, compared with 6 healthy subjects. In that study, the half-life of valproate was increased from 12 to 18 hours. Liver disease is also associated with decreased albumin concentrations and larger unbound fractions (2 to 2.6 fold increase) of valproate. Accordingly, monitoring of total concentrations may be misleading since free concentrations may be substantially elevated in patients with hepatic disease whereas total concentrations may appear to be normal [*see Boxed Warning, Contraindications (4), and Warnings and Precautions (5.1)*].

Renal Disease

A slight reduction (27%) in the unbound clearance of valproate has been reported in patients with renal failure (creatinine clearance < 10 mL/minute); however, hemodialysis typically reduces valproate concentrations by about 20%. Therefore, no dosage adjustment appears to be necessary in patients with renal failure. Protein binding in these patients is substantially reduced; thus, monitoring total concentrations may be misleading.

13 NONCLINICAL TOXICOLOGY

13.1 Carcinogenesis, Mutagenesis, and Impairment of Fertility

Carcinogenesis

Valproate was administered orally to rats and mice at doses of 80 and 170 mg/kg/day (less than the maximum recommended human dose on a mg/m² basis) for two years. The primary findings were an increase in the incidence of subcutaneous fibrosarcomas in high-dose male rats receiving valproate and a dose-related trend for benign pulmonary adenomas in male mice receiving valproate. The significance of these findings for humans is unknown.

Mutagenesis

Valproate was not mutagenic in an *in vitro* bacterial assay (Ames test), did not produce dominant lethal effects in mice, and did not increase chromosome aberration frequency in an *in vivo* cytogenetic study in rats. Increased frequencies of sister chromatid exchange (SCE) have been reported in a study of epileptic children taking valproate, but this association was not observed in another study conducted in adults. There is some evidence that increased SCE frequencies may be associated with epilepsy. The biological significance of an increase in SCE frequency is not known.

Impairment of Fertility

Chronic toxicity studies of valproate in juvenile and adult rats and dogs demonstrated reduced spermatogenesis and testicular atrophy at oral doses of 400 mg/kg/day or greater in rats (approximately equivalent to or greater than the maximum recommended human dose (MRHD) on a mg/m² basis) and 150 mg/kg/day or greater in dogs (approximately 1.4 times the MRHD or greater on a mg/m² basis). Fertility studies in rats have shown no effect on fertility at oral doses of valproate up to 350 mg/kg/day (approximately equal to the MRHD on a mg/m² basis) for 60 days. The effect of valproate on testicular development and on sperm parameters and fertility in humans is unknown.

14 CLINICAL STUDIES

14.1 Mania

The effectiveness of Depakote ER for the treatment of acute mania is based in part on studies establishing the effectiveness of Depakote (divalproex sodium delayed release tablets) for this indication. Depakote ER's effectiveness was confirmed in one randomized, double-blind, placebo-controlled, parallel group, 3-week, multicenter study. The study was designed to evaluate the safety and efficacy of Depakote ER in the treatment of bipolar I disorder, manic or mixed type, in adults. Adult male and female patients who had a current DSM-IV TR primary

diagnosis of bipolar I disorder, manic or mixed type, and who were hospitalized for acute mania, were enrolled into this study. Depakote ER was initiated at a dose of 25 mg/kg/day given once daily, increased by 500 mg/day on Day 3, then adjusted to achieve plasma valproate concentrations in the range of 85-125 mcg/mL. Mean daily Depakote ER doses for observed cases were 2,362 mg (range: 500-4,000), 2,874 mg (range: 1,500-4,500), 2,993 mg (range: 1,500-4,500), 3,181 mg (range: 1,500-5,000), and 3,353 mg (range: 1,500-5,500) at Days 1, 5, 10, 15, and 21, respectively. Mean valproate concentrations were 96.5 mcg/mL, 102.1 mcg/mL, 98.5 mcg/mL, 89.5 mcg/mL at Days 5, 10, 15 and 21, respectively. Patients were assessed on the Mania Rating Scale (MRS; score ranges from 0-52).

Depakote ER was significantly more effective than placebo in reduction of the MRS total score.

14.2 Epilepsy

The efficacy of valproate in reducing the incidence of complex partial seizures (CPS) that occur in isolation or in association with other seizure types was established in two controlled trials.

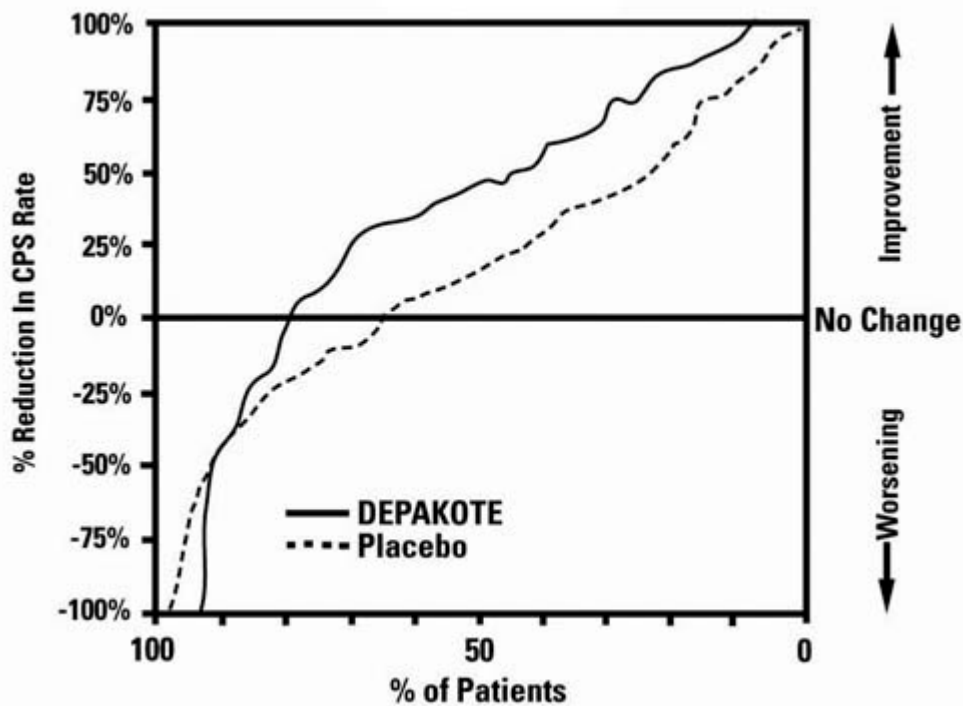
In one, multi-clinic, placebo controlled study employing an add-on design (adjunctive therapy), 144 patients who continued to suffer eight or more CPS per 8 weeks during an 8 week period of monotherapy with doses of either carbamazepine or phenytoin sufficient to assure plasma concentrations within the "therapeutic range" were randomized to receive, in addition to their original antiepilepsy drug (AED), either Depakote or placebo. Randomized patients were to be followed for a total of 16 weeks. The following table presents the findings.

Add-on Treatment	Number of Patients	Baseline Incidence	Experimental Incidence
Depakote	75	16.0	8.9*
Placebo	69	14.5	11.5

* Reduction from baseline statistically significantly greater for valproate than placebo at $p \leq 0.05$ level.

Figure 1 presents the proportion of patients (X axis) whose percentage reduction from baseline in complex partial seizure rates was at least as great as that indicated on the Y axis in the adjunctive therapy study. A positive percent reduction indicates an improvement (i.e., a decrease in seizure frequency), while a negative percent reduction indicates worsening. Thus, in a display of this type, the curve for an effective treatment is shifted to the left of the curve for placebo. This figure shows that the proportion of patients achieving any particular level of improvement was consistently higher for valproate than for placebo. For example, 45% of patients treated with valproate had a $\geq 50\%$ reduction in complex partial seizure rate compared to 23% of patients treated with placebo.

Figure 1



The second study assessed the capacity of valproate to reduce the incidence of CPS when administered as the sole AED. The study compared the incidence of CPS among patients randomized to either a high or low dose treatment arm. Patients qualified for entry into the randomized comparison phase of this study only if 1) they continued to experience 2 or more CPS per 4 weeks during an 8 to 12 week long period of monotherapy with adequate doses of an AED (i.e., phenytoin, carbamazepine, phenobarbital, or primidone) and 2) they made a successful transition over a two week interval to valproate. Patients entering the randomized phase were then brought to their assigned target dose, gradually tapered off their concomitant AED and followed for an interval as long as 22 weeks. Less than 50% of the patients randomized, however, completed the study. In patients converted to Depakote monotherapy, the mean total valproate concentrations during monotherapy were 71 and 123 mcg/mL in the low dose and high dose groups, respectively.

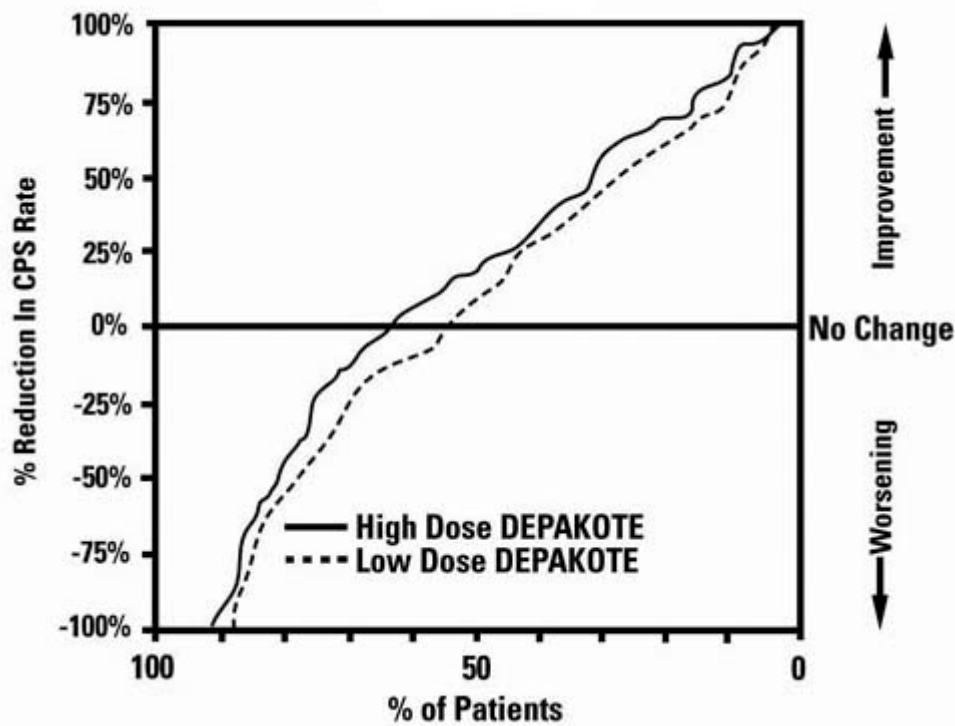
The following table presents the findings for all patients randomized who had at least one post-randomization assessment.

Treatment	Number of Patients	Baseline Incidence	Randomized Phase Incidence
High dose Valproate	131	13.2	10.7*
Low dose Valproate	134	14.2	13.8

* Reduction from baseline statistically significantly greater for high dose than low dose at $p \leq 0.05$ level.

Figure 2 presents the proportion of patients (X axis) whose percentage reduction from baseline in complex partial seizure rates was at least as great as that indicated on the Y axis in the monotherapy study. A positive percent reduction indicates an improvement (i.e., a decrease in seizure frequency), while a negative percent reduction indicates worsening. Thus, in a display of this type, the curve for a more effective treatment is shifted to the left of the curve for a less effective treatment. This figure shows that the proportion of patients achieving any particular level of reduction was consistently higher for high dose valproate than for low dose valproate. For example, when switching from carbamazepine, phenytoin, phenobarbital or primidone monotherapy to high dose valproate monotherapy, 63% of patients experienced no change or a reduction in complex partial seizure rates compared to 54% of patients receiving low dose valproate.

Figure 2



Information on pediatric studies is presented in section 8.

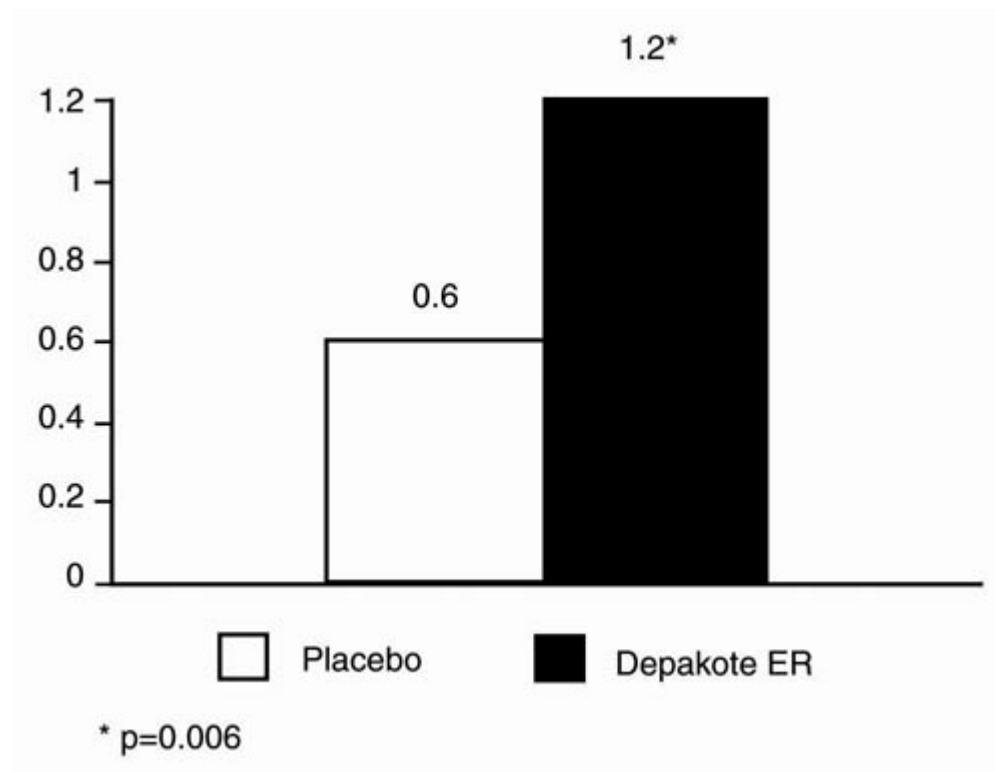
14.3 Migraine

The results of a multicenter, randomized, double-blind, placebo-controlled, parallel-group clinical trial demonstrated the effectiveness of Depakote ER in the prophylactic treatment of migraine headache. This trial recruited patients with a history of migraine headaches with or without aura occurring on average twice or more a month for the preceding three months. Patients with cluster or chronic daily headaches were excluded. Women of childbearing potential were allowed in the trial if they were deemed to be practicing an effective method of contraception.

Patients who experienced ≥ 2 migraine headaches in the 4-week baseline period were randomized in a 1:1 ratio to Depakote ER or placebo and treated for 12 weeks. Patients initiated treatment on 500 mg once daily for one week, and were then increased to 1,000 mg once daily with an option to permanently decrease the dose back to 500 mg once daily during the second week of treatment if intolerance occurred. Ninety-eight of 114 Depakote ER-treated patients (86%) and 100 of 110 placebo-treated patients (91%) treated at least two weeks maintained the 1,000 mg once daily dose for the duration of their treatment periods. Treatment outcome was assessed on the basis of reduction in 4-week migraine headache rate in the treatment period compared to the baseline period.

Patients (50 male, 187 female) ranging in age from 16 to 69 were treated with Depakote ER (N=122) or placebo (N=115). Four patients were below the age of 18 and 3 were above the age of 65. Two hundred and two patients (101 in each treatment group) completed the treatment period. The mean reduction in 4-week migraine headache rate was 1.2 from a baseline mean of 4.4 in the Depakote ER group, versus 0.6 from a baseline mean of 4.2 in the placebo group. The treatment difference was statistically significant (see Figure 3).

Figure 3 Mean Reduction In 4-Week Migraine Headache Rates



15 REFERENCES

1. Meador KJ, Baker GA, Browning N, et al. Fetal antiepileptic drug exposure and cognitive outcomes at age 6 years (NEAD study): a prospective observational study. *Lancet Neurology* 2013; 12 (3):244-252.

16 HOW SUPPLIED/STORAGE AND HANDLING

Depakote ER 250 mg is available as white ovaloid tablets with the “a” logo and the code (HF). Each Depakote ER tablet contains divalproex sodium equivalent to 250 mg of valproic acid in the following package sizes:

Bottles of 100.....(NDC 0074-3826-13).

Unit Dose Packages of 100.....(NDC 0074-3826-11).

Depakote ER 500 mg is available as gray ovaloid tablets with the “a” logo and the code HC. Each Depakote ER tablet contains divalproex sodium equivalent to 500 mg of valproic acid in the following packaging sizes:

Bottles of 100.....(NDC 0074-7126-13).

Bottles of 500.....(NDC 0074-7126-53).

Unit Dose Packages of 100.....(NDC 0074-7126-11).

Recommended Storage: Store tablets at 25°C (77°F); excursions permitted to 15-30°C (59-86°F) [see USP Controlled Room Temperature].

17 PATIENT COUNSELING INFORMATION

Advise the patient to read the FDA-approved patient labeling (Medication Guide).

Hepatotoxicity

Warn patients and guardians that nausea, vomiting, abdominal pain, anorexia, diarrhea, asthenia, and/or jaundice can be symptoms of hepatotoxicity and, therefore, require further medical evaluation promptly [see *Warnings and Precautions (5.1)*].

Pancreatitis

Warn patients and guardians that abdominal pain, nausea, vomiting, and/or anorexia can be symptoms of pancreatitis and, therefore, require further medical evaluation promptly [see *Warnings and Precautions (5.5)*].

Birth Defects and Decreased IQ

Inform pregnant women and women of childbearing potential that use of valproate during pregnancy increases the risk of birth defects and decreased IQ in children who were exposed. Advise women to use effective contraception while using valproate. When appropriate, counsel these patients about alternative therapeutic options. This is particularly important when valproate use is considered for a condition not usually associated with permanent injury or death. Advise patients to read the Medication Guide, which appears as the last section of the labeling [see *Warnings and Precautions (5.2, 5.3, 5.4)* and *Use in Specific Populations (8.1)*].

Advise women of childbearing potential to discuss pregnancy planning with their doctor and to contact their doctor immediately if they think they are pregnant.

Encourage patients to enroll in the NAAED Pregnancy Registry if they become pregnant. This registry is collecting information about the safety of antiepileptic drugs during pregnancy. To enroll, patients can call the toll free number 1-888-233-2334 [*see Use in Specific Populations (8.1)*].

Suicidal Thinking and Behavior

Counsel patients, their caregivers, and families that AEDs, including Depakote ER, may increase the risk of suicidal thoughts and behavior and to be alert for the emergence or worsening of symptoms of depression, any unusual changes in mood or behavior, or the emergence of suicidal thoughts, behavior, or thoughts about self-harm. Instruct patients, caregivers, and families to report behaviors of concern immediately to the healthcare providers [*see Warnings and Precautions (5.7)*].

Hyperammonemia

Inform patients of the signs and symptoms associated with hyperammonemic encephalopathy and to notify the prescriber if any of these symptoms occur [*see Warnings and Precautions (5.9, 5.10)*].

CNS Depression

Since valproate products may produce CNS depression, especially when combined with another CNS depressant (e.g., alcohol), advise patients not to engage in hazardous activities, such as driving an automobile or operating dangerous machinery, until it is known that they do not become drowsy from the drug.

Multiorgan Hypersensitivity Reactions

Instruct patients that a fever associated with other organ system involvement (rash, lymphadenopathy, etc.) may be drug-related and should be reported to the physician immediately [*see Warnings and Precautions (5.12)*].

Medication Residue in the Stool

Instruct patients to notify their healthcare provider if they notice a medication residue in the stool [*see Warnings and Precautions (5.18)*].

250 mg is Mfd. by AbbVie LTD, Barceloneta, PR 00617

500 mg is Mfd. by AbbVie Inc., North Chicago, IL 60064 U.S.A. or

AbbVie LTD, Barceloneta, PR 00617

For AbbVie Inc., North Chicago, IL 60064 U.S.A.

©Year AbbVie Inc.

MEDICATION GUIDE

DEPAKOTE ER (dep-a-kOte)

(divalproex sodium)

Extended-Release Tablets

DEPAKOTE (dep-a-kOte)

(divalproex sodium)

Tablets

DEPAKOTE (dep-a-kOte)

(divalproex sodium delayed release capsules)

Sprinkle Capsules

DEPAKENE (dep-a-keen)

(valproic acid)

Capsules and Oral Solution

Read this Medication Guide before you start taking Depakote or Depakene and each time you get a refill. There may be new information. This information does not take the place of talking to your healthcare provider about your medical condition or treatment.

What is the most important information I should know about Depakote and Depakene?

Do not stop taking Depakote or Depakene without first talking to your healthcare provider.

Stopping Depakote or Depakene suddenly can cause serious problems.

Depakote and Depakene can cause serious side effects, including:

1. **Serious liver damage that can cause death, especially in children younger than 2 years old.** The risk of getting this serious liver damage is more likely to happen within the first 6 months of treatment.

Call your healthcare provider right away if you get any of the following symptoms:

- nausea or vomiting that does not go away
- loss of appetite
- pain on the right side of your stomach (abdomen)
- dark urine
- swelling of your face
- yellowing of your skin or the whites of your eyes

In some cases, liver damage may continue despite stopping the drug.

2. Depakote or Depakene may harm your unborn baby.

- If you take Depakote or Depakene during pregnancy for any medical condition, your baby is at risk for serious birth defects that affect the brain and spinal cord and are called spina bifida or neural tube defects. These defects occur in 1 to 2 out of every 100 babies born to mothers who use this medicine during pregnancy. These defects can begin in the first month, even before you know you are pregnant. Other birth defects that affect the structures of the heart, head, arms, legs, and the opening where the urine comes out (urethra) on the bottom of the penis can also happen.
- Birth defects may occur even in children born to women who are not taking any medicines and do not have other risk factors.
- Taking folic acid supplements before getting pregnant and during early pregnancy can lower the chance of having a baby with a neural tube defect.

- If you take Depakote or Depakene during pregnancy for any medical condition, your child is at risk for having a lower IQ.
- There may be other medicines to treat your condition that have a lower chance of causing birth defects and decreased IQ in your child.
- Women who are pregnant must not take Depakote or Depakene to prevent migraine headaches.
- **All women of childbearing age should talk to their healthcare provider about using other possible treatments instead of Depakote or Depakene. If the decision is made to use Depakote or Depakene, you should use effective birth control (contraception).**
- Tell your healthcare provider right away if you become pregnant while taking Depakote or Depakene. You and your healthcare provider should decide if you will continue to take Depakote or Depakene while you are pregnant.
- **Pregnancy Registry:** If you become pregnant while taking Depakote or Depakene, talk to your healthcare provider about registering with the North American Antiepileptic Drug Pregnancy Registry. You can enroll in this registry by calling 1-888-233-2334. The purpose of this registry is to collect information about the safety of antiepileptic drugs during pregnancy.

3. Inflammation of your pancreas that can cause death.

Call your healthcare provider right away if you have any of these symptoms:

- severe stomach pain that you may also feel in your back
- nausea or vomiting that does not go away

4. Like other antiepileptic drugs, Depakote or Depakene may cause suicidal thoughts or actions in a very small number of people, about 1 in 500.

Call a healthcare provider right away if you have any of these symptoms, especially if they are new, worse, or worry you:

- thoughts about suicide or dying
- attempts to commit suicide
- new or worse depression
- new or worse anxiety
- feeling agitated or restless
- panic attacks
- trouble sleeping (insomnia)
- new or worse irritability
- acting aggressive, being angry, or violent
- acting on dangerous impulses
- an extreme increase in activity and talking (mania)
- other unusual changes in behavior or mood

How can I watch for early symptoms of suicidal thoughts and actions?

- Pay attention to any changes, especially sudden changes in mood, behaviors, thoughts, or feelings.
- Keep all follow-up visits with your healthcare provider as scheduled.

Call your healthcare provider between visits as needed, especially if you are worried about symptoms.

Do not stop Depakote or Depakene without first talking to a healthcare provider.

Stopping Depakote or Depakene suddenly can cause serious problems. Stopping a seizure medicine suddenly in a patient who has epilepsy can cause seizures that will not stop (status epilepticus).

Suicidal thoughts or actions can be caused by things other than medicines. If you have suicidal thoughts or actions, your healthcare provider may check for other causes.

What are Depakote and Depakene?

Depakote and Depakene come in different dosage forms with different usages.

Depakote Tablets and Depakote Extended-Release Tablets are prescription medicines used:

- to treat manic episodes associated with bipolar disorder
- alone or with other medicines to treat:
 - complex partial seizures in adults and children 10 years of age and older
 - simple and complex absence seizures, with or without other seizure types
- to prevent migraine headaches

Depakene (solution and liquid capsules) and Depakote Sprinkle Capsules are prescription medicines used alone or with other medicines, to treat:

- complex partial seizures in adults and children 10 years of age and older
- simple and complex absence seizures, with or without other seizure types

Who should not take Depakote or Depakene?

Do not take Depakote or Depakene if you:

- have liver problems
- have or think you have a genetic liver problem caused by a mitochondrial disorder (e.g. Alpers-Huttenlocher syndrome)
- are allergic to divalproex sodium, valproic acid, sodium valproate, or any of the ingredients in Depakote or Depakene. See the end of this leaflet for a complete list of ingredients in Depakote and Depakene.
- have a genetic problem called urea cycle disorder
- are pregnant for the prevention of migraine headaches

What should I tell my healthcare provider before taking Depakote or Depakene?

Before you take Depakote or Depakene, tell your healthcare provider if you:

- have a genetic liver problem caused by a mitochondrial disorder (e.g. Alpers-Huttenlocher syndrome)
- drink alcohol
- are pregnant or breastfeeding. Depakote or Depakene can pass into breast milk. Talk to your healthcare provider about the best way to feed your baby if you take Depakote or Depakene.
- have or have had depression, mood problems, or suicidal thoughts or behavior
- have any other medical conditions

Tell your healthcare provider about all the medicines you take, including prescription and non-prescription medicines, vitamins, herbal supplements and medicines that you take for a short period of time.

Taking Depakote or Depakene with certain other medicines can cause side effects or affect how well they work. Do not start or stop other medicines without talking to your healthcare provider.

Know the medicines you take. Keep a list of them and show it to your healthcare provider and pharmacist each time you get a new medicine.

How should I take Depakote or Depakene?

- Take Depakote or Depakene exactly as your healthcare provider tells you. Your healthcare provider will tell you how much Depakote or Depakene to take and when to take it.
- Your healthcare provider may change your dose.
- Do not change your dose of Depakote or Depakene without talking to your healthcare provider.
- **Do not stop taking Depakote or Depakene without first talking to your healthcare provider.** Stopping Depakote or Depakene suddenly can cause serious problems.
- Swallow Depakote tablets, Depakote ER tablets or Depakene capsules whole. Do not crush or chew Depakote tablets, Depakote ER tablets, or Depakene capsules. Tell your healthcare provider if you cannot swallow Depakote or Depakene whole. You may need a different medicine.
- Depakote Sprinkle Capsules may be swallowed whole, or they may be opened and the contents may be sprinkled on a small amount of soft food, such as applesauce or pudding. See the Administration Guide at the end of this Medication Guide for detailed instructions on how to use Depakote Sprinkle Capsules.
- If you take too much Depakote or Depakene, call your healthcare provider or local Poison Control Center right away.

What should I avoid while taking Depakote or Depakene?

- Depakote and Depakene can cause drowsiness and dizziness. Do not drink alcohol or take other medicines that make you sleepy or dizzy while taking Depakote or Depakene, until you talk with your doctor. Taking Depakote or Depakene with alcohol or drugs that cause sleepiness or dizziness may make your sleepiness or dizziness worse.
- Do not drive a car or operate dangerous machinery until you know how Depakote or Depakene affects you. Depakote and Depakene can slow your thinking and motor skills.

What are the possible side effects of Depakote or Depakene?

- See **“What is the most important information I should know about Depakote or Depakene?”**

Depakote or Depakene can cause serious side effects including:

- **Bleeding problems:** red or purple spots on your skin, bruising, pain and swelling into your joints due to bleeding or bleeding from your mouth or nose.
- **High ammonia levels in your blood:** feeling tired, vomiting, changes in mental status.
- **Low body temperature (hypothermia):** drop in your body temperature to less than 95°F, feeling tired, confusion, coma.

- **Allergic (hypersensitivity) reactions:** fever, skin rash, hives, sores in your mouth, blistering and peeling of your skin, swelling of your lymph nodes, swelling of your face, eyes, lips, tongue, or throat, trouble swallowing or breathing.
- **Drowsiness or sleepiness in the elderly.** This extreme drowsiness may cause you to eat or drink less than you normally would. Tell your doctor if you are not able to eat or drink as you normally do. Your doctor may start you at a lower dose of Depakote or Depakene.

Call your healthcare provider right away, if you have any of the symptoms listed above.

The common side effects of Depakote and Depakene include:

- nausea
- headache
- sleepiness
- vomiting
- weakness
- tremor
- dizziness
- stomach pain
- blurry vision
- double vision
- diarrhea
- increased appetite
- weight gain
- hair loss
- loss of appetite
- problems with walking or coordination

These are not all of the possible side effects of **Depakote or Depakene**. For more information, ask your healthcare provider or pharmacist.

Tell your healthcare provider if you have any side effect that bothers you or that does not go away.

Call your doctor for medical advice about side effects. You may report side effects to FDA at 1-800-FDA-1088.

How should I store Depakote or Depakene?

- Store Depakote Extended-Release Tablets between 59°F to 86°F (15°C to 30°C).
- Store Depakote Delayed Release Tablets below 86°F (30°C).
- Store Depakote Sprinkle Capsules below 77°F (25°C).
- Store Depakene Capsules at 59°F to 77°F (15°C to 25°C).
- Store Depakene Oral Solution below 86°F (30°C).

Keep Depakote or Depakene and all medicines out of the reach of children.

General information about the safe and effective use of Depakote or Depakene

Medicines are sometimes prescribed for purposes other than those listed in a Medication Guide. Do not use Depakote or Depakene for a condition for which it was not prescribed. Do not give Depakote or Depakene to other people, even if they have the same symptoms that you have. It may harm them.

This Medication Guide summarizes the most important information about Depakote or Depakene. If you would like more information, talk with your healthcare provider. You can ask your pharmacist or healthcare provider for information about Depakote or Depakene that is written for health professionals.

For more information, go to www.rxabbvie.com or call 1-800-633-9110.

What are the ingredients in Depakote or Depakene?

Depakote:

Active ingredient: divalproex sodium

Inactive ingredients:

- **Depakote Extended-Release Tablets:** FD&C Blue No. 1, hypromellose, lactose, microcrystalline cellulose, polyethylene glycol, potassium sorbate, propylene glycol, silicon dioxide, titanium dioxide, and triacetin. The 500 mg tablets also contain iron oxide and polydextrose.
- **Depakote Tablets:** cellulosic polymers, diacetylated monoglycerides, povidone, pregelatinized starch (contains corn starch), silica gel, talc, titanium dioxide, and vanillin.
 - Individual tablets also contain:
 - 125 mg tablets:** FD&C Blue No. 1 and FD&C Red No. 40,
 - 250 mg tablets:** FD&C Yellow No. 6 and iron oxide,
 - 500 mg tablets:** D&C Red No. 30, FD&C Blue No. 2, and iron oxide.
- **Depakote Sprinkle Capsules:** cellulosic polymers, D&C Red No. 28, FD&C Blue No. 1 gelatin, iron oxide, magnesium stearate, silica gel, titanium dioxide, and triethyl citrate.

Depakene:

Active ingredient: valproic acid

Inactive ingredients:

- **Depakene Capsules:** corn oil, FD&C Yellow No. 6, gelatin, glycerin, iron oxide, methylparaben, propylparaben, and titanium dioxide.
- **Depakene Oral Solution:** FD&C Red No. 40, glycerin, methylparaben, propylparaben, sorbitol, sucrose, water, and natural and artificial flavors.

Depakote ER:

250 mg is Mfd. by AbbVie LTD, Barceloneta, PR 00617

500 mg is Mfd. by AbbVie Inc., North Chicago, IL 60064 U.S.A. or
AbbVie LTD, Barceloneta, PR 00617

For AbbVie Inc., North Chicago, IL 60064 U.S.A.

Depakote Tablets:

Mfd. by AbbVie LTD, Barceloneta, PR 00617

For AbbVie Inc., North Chicago, IL 60064, U.S.A.

Depakote Sprinkle Capsules:

AbbVie Inc., North Chicago, IL 60064, U.S.A.

Depakene Capsules:

Mfd. by Banner Pharmacaps, Inc., High Point, NC 27265 U.S.A.

For AbbVie Inc., North Chicago, IL 60064, U.S.A.

Depakene Oral Solution:

Mfd. by AbbVie Inc., North Chicago, IL 60064, U.S.A.

OR by DPT Laboratories, Ltd., San Antonio, TX 78215, U.S.A.

For AbbVie Inc., North Chicago, IL 60064, U.S.A.

This Medication Guide has been approved by the U.S. Food and Drug Administration.

©2017 AbbVie Inc.

Revised: March 2017

03-2017