

HIGHLIGHTS OF PRESCRIBING INFORMATION

These highlights do not include all the information needed to use GEMZAR safely and effectively. See full prescribing information for GEMZAR.

GEMZAR (gemcitabine) for injection, for intravenous use
Initial U.S. Approval: 1996

INDICATIONS AND USAGE

GEMZAR® is a nucleoside metabolic inhibitor indicated:

- in combination with carboplatin, for the treatment of advanced ovarian cancer that has relapsed at least 6 months after completion of platinum-based therapy. (1.1)
- in combination with paclitaxel, for first-line treatment of metastatic breast cancer after failure of prior anthracycline-containing adjuvant chemotherapy, unless anthracyclines were clinically contraindicated. (1.2)
- in combination with cisplatin, for the treatment of non-small cell lung cancer. (1.3)
- as a single agent for the treatment of pancreatic cancer. (1.4)

DOSAGE AND ADMINISTRATION

GEMZAR is for intravenous use only.

- Ovarian Cancer: 1000 mg/m² over 30 minutes on Days 1 and 8 of each 21-day cycle. (2.1)
- Breast Cancer: 1250 mg/m² over 30 minutes on Days 1 and 8 of each 21-day cycle. (2.2)
- Non-Small Cell Lung Cancer: 1000 mg/m² over 30 minutes on Days 1, 8, and 15 of each 28-day cycle or 1250 mg/m² over 30 minutes on Days 1 and 8 of each 21-day cycle. (2.3)
- Pancreatic Cancer: 1000 mg/m² over 30 minutes once weekly for the first 7 weeks, then one week rest, then once weekly for 3 weeks of each 28-day cycle. (2.4)

DOSAGE FORMS AND STRENGTHS

For injection: 200 mg or 1 gram lyophilized powder in single-dose vials for reconstitution. (3)

CONTRAINDICATIONS

Patients with a known hypersensitivity to gemcitabine. (4)

WARNINGS AND PRECAUTIONS

- Schedule-Dependent Toxicity: Increased toxicity with infusion time greater than 60 minutes or dosing more frequently than once weekly. (5.1)
- Myelosuppression: Monitor for myelosuppression prior to each cycle and reduce or withhold dose for severe myelosuppression. (5.2, 5.7)
- Pulmonary Toxicity and Respiratory Failure: discontinue GEMZAR for unexplained dyspnea or other evidence of severe pulmonary toxicity. (5.3)
- Hemolytic-Uremic Syndrome (HUS): Monitor renal function prior to initiation and during treatment. Discontinue GEMZAR for HUS or severe renal impairment. (5.4)
- Hepatic Toxicity: Monitor hepatic function prior to initiation and during treatment. Discontinue GEMZAR for severe hepatic toxicity. (5.5)
- Embryo-Fetal Toxicity: Can cause fetal harm. Advise females and males of reproductive potential to use effective contraception. (5.6, 8.1)
- Exacerbation of Radiation Therapy Toxicity: May cause severe and life-threatening toxicity when administered during or within 7 days of radiation therapy. (5.7)
- Capillary Leak Syndrome: Discontinue GEMZAR. (5.8)
- Posterior Reversible Encephalopathy Syndrome (PRES): Discontinue GEMZAR. (5.9)

ADVERSE REACTIONS

The most common adverse reactions for the single agent (≥20%) are nausea/vomiting, anemia, increased aspartate aminotransferase (AST), increased alanine aminotransferase (ALT), neutropenia, increased alkaline phosphatase, proteinuria, fever, hematuria, rash, thrombocytopenia, dyspnea, and edema. (6.1)

To report SUSPECTED ADVERSE REACTIONS, contact Eli Lilly and Company at 1-800-LillyRx (1-800-545-5979) or FDA at 1-800-FDA-1088 or www.fda.gov/medwatch.

USE IN SPECIFIC POPULATIONS

Lactation: Advise not to breastfeed. (8.2)

See 17 for PATIENT COUNSELING INFORMATION.

Revised: 11/2018

FULL PRESCRIBING INFORMATION: CONTENTS***1 INDICATIONS AND USAGE**

- 1.1 Ovarian Cancer
- 1.2 Breast Cancer
- 1.3 Non-Small Cell Lung Cancer
- 1.4 Pancreatic Cancer

2 DOSAGE AND ADMINISTRATION

- 2.1 Ovarian Cancer
- 2.2 Breast Cancer
- 2.3 Non-Small Cell Lung Cancer
- 2.4 Pancreatic Cancer
- 2.5 Dosage Modifications for Non-Hematologic Adverse Reactions
- 2.6 Preparation

3 DOSAGE FORMS AND STRENGTHS**4 CONTRAINDICATIONS****5 WARNINGS AND PRECAUTIONS**

- 5.1 Schedule-Dependent Toxicity
- 5.2 Myelosuppression
- 5.3 Pulmonary Toxicity and Respiratory Failure
- 5.4 Hemolytic Uremic Syndrome
- 5.5 Hepatic Toxicity
- 5.6 Embryo-Fetal Toxicity
- 5.7 Exacerbation of Radiation Therapy Toxicity
- 5.8 Capillary Leak Syndrome
- 5.9 Posterior Reversible Encephalopathy Syndrome

6 ADVERSE REACTIONS

- 6.1 Clinical Trials Experience
- 6.2 Postmarketing Experience

8 USE IN SPECIFIC POPULATIONS

- 8.1 Pregnancy
- 8.2 Lactation
- 8.3 Females and Males of Reproductive Potential
- 8.4 Pediatric Use
- 8.5 Geriatric Use
- 8.6 Gender

10 OVERDOSAGE**11 DESCRIPTION****12 CLINICAL PHARMACOLOGY**

- 12.1 Mechanism of Action
- 12.3 Pharmacokinetics

13 NONCLINICAL TOXICOLOGY

- 13.1 Carcinogenesis, Mutagenesis, Impairment of Fertility

14 CLINICAL STUDIES

- 14.1 Ovarian Cancer
- 14.2 Breast Cancer
- 14.3 Non-Small Cell Lung Cancer (NSCLC)
- 14.4 Pancreatic Cancer

15 REFERENCES**16 HOW SUPPLIED/STORAGE AND HANDLING****17 PATIENT COUNSELING INFORMATION**

* Sections or subsections omitted from the full prescribing information are not listed.

FULL PRESCRIBING INFORMATION

1 INDICATIONS AND USAGE

1.1 Ovarian Cancer

GEMZAR® in combination with carboplatin is indicated for the treatment of patients with advanced ovarian cancer that has relapsed at least 6 months after completion of platinum-based therapy.

1.2 Breast Cancer

GEMZAR in combination with paclitaxel is indicated for the first-line treatment of patients with metastatic breast cancer after failure of prior anthracycline-containing adjuvant chemotherapy, unless anthracyclines were clinically contraindicated.

1.3 Non-Small Cell Lung Cancer

GEMZAR in combination with cisplatin is indicated for the first-line treatment of patients with inoperable, locally advanced (Stage IIIA or IIIB) or metastatic (Stage IV) non-small cell lung cancer.

1.4 Pancreatic Cancer

GEMZAR is indicated as first-line treatment for patients with locally advanced (nonresectable Stage II or Stage III) or metastatic (Stage IV) adenocarcinoma of the pancreas. GEMZAR is indicated for patients previously treated with fluorouracil.

2 DOSAGE AND ADMINISTRATION

2.1 Ovarian Cancer

Recommended Dose and Schedule

The recommended dosage of GEMZAR is 1000 mg/m² intravenously over 30 minutes on Days 1 and 8 of each 21-day cycle in combination with carboplatin AUC 4 administered intravenously on Day 1 after GEMZAR administration. Refer to carboplatin prescribing information for additional information.

Dosage Modifications

Recommended GEMZAR dosage modifications for myelosuppression are described in Tables 1 and 2 [see *Warnings and Precautions* (5.2)]. Refer to the recommended dosage modifications for non-hematologic adverse reactions [see *Dosage and Administration* (2.5)].

Table 1: Recommended Dosage Modifications for GEMZAR for Myelosuppression on Day of Treatment in Ovarian Cancer

Treatment Day	Absolute Neutrophil Count (x 10 ⁶ /L)		Platelet Count (x 10 ⁶ /L)	Dosage Modification
Day 1	Greater than or equal to 1500	and	Greater than or equal to 100,000	None
	Less than 1500	or	Less than 100,000	Delay Treatment Cycle
Day 8	Greater than or equal to 1500	and	Greater than or equal to 100,000	None
	1000 to 1499	or	75,000 to 99,999	50% of full dose
	Less than 1000	or	Less than 75,000	Hold

Table 2: Recommended Dosage Modifications for GEMZAR for Myelosuppression in Previous Cycle in Ovarian Cancer

Occurrence	Myelosuppression During Treatment Cycle	Dosage Modification
Initial Occurrence	<ul style="list-style-type: none"> • Absolute neutrophil count less than $500 \times 10^6/L$ for more than 5 days or • Absolute neutrophil count less than $100 \times 10^6/L$ for more than 3 days or • Febrile neutropenia or • Platelets less than $25,000 \times 10^6/L$ or • Cycle delay for more than one week due to toxicity 	Permanently reduce GEMZAR to 800 mg/m^2 on Days 1 and 8
Subsequent Occurrence	If any of the above toxicities occur after the initial dose reduction:	Permanently reduce GEMZAR to 800 mg/m^2 on Day 1 only

2.2 Breast Cancer

Recommended Dose and Schedule

The recommended dosage of GEMZAR is 1250 mg/m^2 intravenously over 30 minutes on Days 1 and 8 of each 21-day cycle in combination with paclitaxel 175 mg/m^2 administered as a 3-hour intravenous infusion on Day 1 before GEMZAR administration. Refer to paclitaxel prescribing information for additional information.

Dosage Modifications

Recommended GEMZAR dosage modifications for myelosuppression are described in Table 3 [see *Warnings and Precautions (5.2)*]. Refer to the recommended dosage modifications for non-hematologic adverse reactions [see *Dosage and Administration (2.5)*].

Table 3: Recommended Dosage Modifications for GEMZAR for Myelosuppression on Day of Treatment in Breast Cancer

Treatment Day	Absolute Neutrophil Count ($\times 10^6/L$)		Platelet Count ($\times 10^6/L$)	Dosage Modification
Day 1	Greater than or equal to 1500	and	Greater than or equal to 100,000	None
	Less than 1500	or	Less than 100,000	Hold
Day 8	Greater than or equal to 1200	and	Greater than 75,000	None
	1000 to 1199	or	50,000 to 75,000	75% of full dose
	700 to 999	and	Greater than or equal to 50,000	50% of full dose
	Less than 700	or	Less than 50,000	Hold

2.3 Non-Small Cell Lung Cancer

Recommended Dose and Schedule

28-day schedule

The recommended dosage of GEMZAR is 1000 mg/m^2 intravenously over 30 minutes on Days 1, 8, and 15 of each 28-day cycle in combination with cisplatin 100 mg/m^2 administered intravenously on Day 1 after GEMZAR administration.

21-day schedule

The recommended dosage of GEMZAR is 1250 mg/m^2 intravenously over 30 minutes on Days 1 and 8 of each 21-day cycle in combination with cisplatin 100 mg/m^2 administered intravenously on Day 1 after GEMZAR administration.

Refer to cisplatin prescribing information for additional information.

Dosage Modifications

Recommended dosage modifications for GEMZAR myelosuppression are described in Table 4 [see *Warnings and Precautions (5.2)*]. Refer to the recommended dosage modifications for non-hematologic adverse reactions [see *Dosage and Administration (2.5)*].

2.4 Pancreatic Cancer

Recommended Dose and Schedule

The recommended dosage of GEMZAR is 1000 mg/m² intravenously over 30 minutes. The recommended treatment schedule is as follows:

- Weeks 1 to 8: weekly dosing for the first 7 weeks followed by one week rest.
- After week 8: weekly dosing on Days 1, 8, and 15 of each 28-day cycle.

Dosage Modifications

Recommended dosage modifications for GEMZAR for myelosuppression are described in Table 4 [see *Warnings and Precautions (5.2)*]. Refer to the recommended dosage modifications for non-hematologic adverse reactions [see *Dosage and Administration (2.5)*].

Table 4: Recommended Dosage Modifications for GEMZAR for Myelosuppression in Pancreatic Cancer and Non-Small Cell Lung Cancer

Absolute Neutrophil Count (x 10 ⁶ /L)		Platelet Count (x 10 ⁶ /L)	Dosage Modification
Greater than or equal to 1000	and	Greater than or equal to 100,000	None
500 to 999	or	50,000 to 99,999	75% of full dose
Less than 500	or	Less than 50,000	Hold

2.5 Dosage Modifications for Non-Hematologic Adverse Reactions

Permanently discontinue GEMZAR for any of the following:

- Unexplained dyspnea or evidence of severe pulmonary toxicity [see *Warnings and Precautions (5.3)*]
- Hemolytic-uremic syndrome (HUS) or severe renal impairment [see *Warnings and Precautions (5.4)*]
- Severe hepatic toxicity [see *Warnings and Precautions (5.5)*]
- Capillary leak syndrome (CLS) [see *Warnings and Precautions (5.8)*]
- Posterior reversible encephalopathy syndrome (PRES) [see *Warnings and Precautions (5.9)*]

Withhold GEMZAR or reduce dose by 50% for other Grade 3 or 4 non-hematological adverse reactions until resolved. No dose modifications are recommended for alopecia, nausea, or vomiting.

2.6 Preparation

- GEMZAR vials contain no antimicrobial preservatives and are intended for single use only.
- GEMZAR is a cytotoxic drug. Follow applicable special handling and disposal procedures.¹
- Exercise caution and wear gloves when preparing GEMZAR solutions. Immediately wash the skin thoroughly or rinse the mucosa with copious amounts of water if GEMZAR contacts the skin or mucus membranes. Death has occurred in animal studies due to dermal absorption.
- Reconstitute the 200 mg vial with 5 mL and the 1 g vial with 25 mL of 0.9% Sodium Chloride Injection, USP to yield a GEMZAR concentration of 38 mg/mL. Reconstituted GEMZAR is a clear, colorless to light straw-colored solution.
- Visually inspect reconstituted product for particulate matter and discoloration. Discard if particulate matter or discoloration is observed.
- Withdraw the calculated dose from the vial and discard any unused portion.
- Prior to administration, dilute the reconstituted solution with 0.9% Sodium Chloride Injection, USP to a minimum final concentration of at least 0.1 mg/mL.
- Store GEMZAR solutions (reconstituted and diluted) at controlled room temperature of 20°C to 25°C (68°F to 77°F). Do not refrigerate as crystallization can occur. Discard GEMZAR solutions if not used within 24 hours after reconstitution.
- No incompatibilities have been observed with infusion bottles or polyvinyl chloride bags and administration sets.

3 DOSAGE FORMS AND STRENGTHS

For injection: 200 mg or 1 g as sterile white to off-white lyophilized powder in single-dose vials for reconstitution.

4 CONTRAINDICATIONS

GEMZAR is contraindicated in patients with a known hypersensitivity to gemcitabine. Reactions include anaphylaxis [see *Adverse Reactions* (6.1)].

5 WARNINGS AND PRECAUTIONS

5.1 Schedule-Dependent Toxicity

In clinical trials evaluating the maximum tolerated dose of GEMZAR, prolongation of the infusion time beyond 60 minutes or more frequent than weekly dosing resulted in an increased incidence of clinically significant hypotension, severe flu-like symptoms, myelosuppression, and asthenia. The half-life of GEMZAR is influenced by the length of the infusion [see *Clinical Pharmacology* (12.3)]. Refer to the recommended GEMZAR dosage [see *Dosage and Administration* (2.1, 2.2, 2.3, 2.4)].

5.2 Myelosuppression

Myelosuppression manifested by neutropenia, thrombocytopenia, and anemia occurs with GEMZAR as a single agent and the risks are increased when GEMZAR is combined with other cytotoxic drugs. In clinical trials, Grade 3-4 neutropenia, anemia, and thrombocytopenia occurred in 25%, 8%, and 5%, respectively of the 979 patients who received single agent GEMZAR. The frequencies of Grade 3-4 neutropenia, anemia, and thrombocytopenia varied from 48% to 71%, 8% to 28%, and 5% to 55%, respectively, in patients receiving GEMZAR in combination with another drug [see *Adverse Reactions* (6.1)].

Prior to each dose of GEMZAR, obtain a complete blood count (CBC) with a differential and a platelet count. Modify the dosage as recommended [see *Dosage and Administration* (2.1, 2.2, 2.3, 2.4)].

5.3 Pulmonary Toxicity and Respiratory Failure

Pulmonary toxicity, including interstitial pneumonitis, pulmonary fibrosis, pulmonary edema, and adult respiratory distress syndrome (ARDS), has been reported. In some cases, these pulmonary events can lead to fatal respiratory failure despite the discontinuation of therapy. The onset of pulmonary symptoms may occur up to 2 weeks after the last dose of GEMZAR [see *Adverse Reactions* (6.1, 6.2)].

Permanently discontinue GEMZAR in patients who develop unexplained dyspnea, with or without bronchospasm, or evidence of severe pulmonary toxicity.

5.4 Hemolytic Uremic Syndrome

Hemolytic uremic syndrome (HUS), including fatalities from renal failure or the requirement for dialysis, can occur with GEMZAR. In clinical trials, HUS occurred in 0.25% of 2429 patients. Most fatal cases of renal failure were due to HUS [see *Adverse Reactions* (6.1)].

Assess renal function prior to initiation of GEMZAR and periodically during treatment. Consider the diagnosis of HUS in patients who develop anemia with evidence of microangiopathic hemolysis; increased bilirubin or LDH; reticulocytosis; severe thrombocytopenia; or renal failure (increased serum creatinine or BUN). Permanently discontinue GEMZAR in patients with HUS or severe renal impairment. Renal failure may not be reversible even with the discontinuation of therapy.

5.5 Hepatic Toxicity

Drug-induced liver injury, including liver failure and death, has been reported in patients receiving GEMZAR alone or with other potentially hepatotoxic drugs [see *Adverse Reactions* (6.1, 6.2)]. Administration of GEMZAR in patients with concurrent liver metastases or a pre-existing medical history or hepatitis, alcoholism, or liver cirrhosis can lead to exacerbation of the underlying hepatic insufficiency. Assess hepatic function prior to initiation of GEMZAR and periodically during treatment. Permanently discontinue GEMZAR in patients who develop severe hepatic toxicity.

5.6 Embryo-Fetal Toxicity

Based on animal data and its mechanism of action, GEMZAR can cause fetal harm when administered to a pregnant woman. Gemcitabine was teratogenic, embryotoxic, and fetotoxic in mice and rabbits.

Advise women of the potential risk to a fetus. Advise females of reproductive potential to use effective contraception during treatment with GEMZAR and for 6 months after the final dose. Advise male patients with female partners of reproductive potential to use effective contraception during treatment with GEMZAR and for 3 months following the final dose [see *Use in Specific Populations (8.1, 8.3)*].

5.7 Exacerbation of Radiation Therapy Toxicity

GEMZAR is not recommended for use in combination with radiation therapy.

Concurrent (given together or ≤7 days apart)

Life-threatening mucositis, especially esophagitis and pneumonitis occurred in a trial in which GEMZAR was administered at a dose of 1000 mg/m² to patients with non-small cell lung cancer for up to 6 consecutive weeks concurrently with thoracic radiation.

Non-concurrent (given >7 days apart)

Excessive toxicity has not been observed when GEMZAR is administered more than 7 days before or after radiation. Radiation recall has been reported in patients who receive GEMZAR after prior radiation.

5.8 Capillary Leak Syndrome

Capillary leak syndrome (CLS) with severe consequences has been reported in patients receiving GEMZAR as a single agent or in combination with other chemotherapeutic agents [see *Adverse Reactions (6.2)*]. Permanently discontinue GEMZAR if CLS develops during therapy.

5.9 Posterior Reversible Encephalopathy Syndrome

Posterior reversible encephalopathy syndrome (PRES) has been reported in patients receiving GEMZAR as a single agent or in combination with other chemotherapeutic agents [see *Adverse Reactions (6.2)*]. PRES can present with headache, seizure, lethargy, hypertension, confusion, blindness, and other visual and neurologic disturbances. Confirm the diagnosis of PRES with magnetic resonance imaging (MRI). Permanently discontinue GEMZAR if PRES develops during therapy.

6 ADVERSE REACTIONS

The following serious adverse reactions are discussed in greater detail in another section of the label

- Hypersensitivity [see *Contraindications (4)*]
- Schedule-Dependent Toxicity [see *Warnings and Precautions (5.1)*]
- Myelosuppression [see *Warnings and Precautions (5.2)*]
- Pulmonary Toxicity and Respiratory Failure [see *Warnings and Precautions (5.3)*]
- Hemolytic Uremic Syndrome [see *Warnings and Precautions (5.4)*]
- Hepatic Toxicity [see *Warnings and Precautions (5.5)*]
- Exacerbation of Radiation Toxicity [see *Warnings and Precautions (5.7)*]
- Capillary Leak Syndrome [see *Warnings and Precautions (5.8)*]
- Posterior Reversible Encephalopathy Syndrome [see *Warnings and Precautions (5.9)*]

6.1 Clinical Trials Experience

Because clinical trials are conducted under widely varying conditions, adverse reaction rates observed in the clinical trials of a drug cannot be directly compared to rates in the clinical trials of another drug and may not reflect the rates observed in practice.

Single Agent

The data described below reflect exposure to GEMZAR as a single agent administered at doses between 800 mg/m² to 1250 mg/m² intravenously over 30 minutes once weekly in 979 patients with various malignancies. The most common (≥20%) adverse reactions of single agent GEMZAR are nausea/vomiting, anemia, increased alanine aminotransferase (ALT), increased aspartate aminotransferase (AST), neutropenia, increased alkaline phosphatase, proteinuria, fever, hematuria, rash, thrombocytopenia, dyspnea, and edema. The most common (≥5%) Grade 3 or 4 adverse reactions were neutropenia, nausea/vomiting, increased ALT, increased alkaline phosphatase, anemia, increased AST, and thrombocytopenia. Approximately 10% of the 979 patients discontinued GEMZAR due to adverse reactions. Adverse reactions resulting in discontinuation of GEMZAR in 2% of 979 patients were cardiovascular adverse events (myocardial infarction, cerebrovascular accident, arrhythmia, and hypertension) and adverse reactions resulting in discontinuation of GEMZAR in <1% of 979 patients were anemia, thrombocytopenia, hepatic dysfunction, renal dysfunction, nausea/vomiting, fever, rash, dyspnea, hemorrhage, infection, stomatitis, somnolence, flu-like syndrome, and edema.

Tables 5 and 6 present the incidence of selected adverse reactions and laboratory abnormalities reported in patients with various malignancies receiving single agent GEMZAR across 5 clinical trials. Additional clinically significant adverse reactions are provided following Table 6.

Table 5: Selected Adverse Reactions Occurring in $\geq 10\%$ of Patients Receiving Single Agent GEMZAR^a

Adverse Reactions ^b	GEMZAR ^c		
	All Grades (%)	Grade 3 (%)	Grade 4 (%)
Nausea and Vomiting	69	13	1
Fever	41	2	0
Rash	30	<1	0
Dyspnea	23	3	<1
Diarrhea	19	1	0
Hemorrhage	17	<1	<1
Infection	16	1	<1
Alopecia	15	<1	0
Stomatitis	11	<1	0
Somnolence	11	<1	<1
Paresthesias	10	<1	0

^a Grade based on criteria from the World Health Organization (WHO).

^b For approximately 60% of patients, non-laboratory adverse reactions were graded only if assessed to be possibly drug-related.

^c N=699-974; all patients with laboratory or non-laboratory data.

Table 6: Selected Laboratory Abnormalities Occurring in Patients Receiving Single Agent GEMZAR^a

Laboratory Abnormality ^b	GEMZAR ^c		
	All Grades (%)	Grade 3 (%)	Grade 4 (%)
Hematologic			
Anemia	68	7	1
Neutropenia	63	19	6
Thrombocytopenia	24	4	1
Hepatic			
Increased ALT	68	8	2
Increased AST	67	6	2
Increased Alkaline Phosphatase	55	7	2
Hyperbilirubinemia	13	2	<1
Renal			
Proteinuria	45	<1	0
Hematuria	35	<1	0
Increased BUN	16	0	0
Increased Creatinine	8	<1	0

^a Grade based on criteria from the WHO.

^b Regardless of causality.

^c N=699-974; all patients with laboratory or non-laboratory data.

Additional adverse reactions include the following:

- Transfusion requirements: Red blood cell transfusions (19%); platelet transfusions (<1%)
- Edema: Edema (13%), peripheral edema (20%) and generalized edema (<1%)
- Flu-like Symptoms: Fever, asthenia, anorexia, headache, cough, chills, myalgia, asthenia insomnia, rhinitis, sweating, and/or malaise (19%)
- Infection: Sepsis (<1%)
- Extravasation: Injection-site reactions (4%)
- Allergic: Bronchospasm (<2%); anaphylactoid reactions

Non-Small Cell Lung Cancer

Tables 7 and 8 presents the incidence of selected adverse reactions and laboratory abnormalities occurring in $\geq 10\%$ of GEMZAR-treated patients and at a higher incidence in the GEMZAR with cisplatin arm, reported in a randomized trial (Study 3) of GEMZAR with cisplatin (n=260) administered in 28-day cycles as compared to cisplatin alone (n=262) in patients receiving first-line treatment for locally advanced or metastatic non-small cell lung cancer (NSCLC) [see *Clinical Studies (14.3)*].

Patients randomized to GEMZAR with cisplatin received a median of 4 cycles of treatment and those randomized to cisplatin alone received a median of 2 cycles of treatment. In this trial, the requirement for dose adjustments (>90% versus 16%), discontinuation of treatment for adverse reactions (15% versus 8%), and the proportion of patients hospitalized (36% versus 23%) were all higher for patients receiving GEMZAR with cisplatin compared to those receiving cisplatin alone. The incidence of febrile neutropenia (3% versus <1%), sepsis (4% versus 1%), Grade 3 cardiac dysrhythmias (3% versus <1%) were all higher in the GEMZAR with cisplatin arm compared to the cisplatin alone arm. The two-drug combination was more myelosuppressive with 4 (1.5%) possibly treatment-related deaths, including 3 resulting from myelosuppression with infection and one case of renal failure associated with pancytopenia and infection. No deaths due to treatment were reported on the cisplatin arm.

Table 7: Selected Adverse Reactions Occurring in $\geq 10\%$ of Patients Receiving Gemcitabine with Cisplatin and at Higher Incidence than in Patients Receiving Single Agent Cisplatin [Between Arm Difference of $\geq 5\%$ (All Grades) or $\geq 2\%$ (Grades 3-4)] in Study 3^a

Adverse Reactions ^b	GEMZAR/Cisplatin ^c			Cisplatin ^d		
	All Grades (%)	Grade 3 (%)	Grade 4 (%)	All Grades (%)	Grade 3 (%)	Grade 4 (%)
Nausea	93	25	2	87	20	<1
Vomiting	78	11	12	71	10	9
Alopecia	53	1	0	33	0	0
Neuro Motor	35	12	0	15	3	0
Diarrhea	24	2	2	13	0	0
Neuro Sensory	23	1	0	18	1	0
Infection	18	3	2	12	1	0
Fever	16	0	0	5	0	0
Neuro Cortical	16	3	1	9	1	0
Neuro Mood	16	1	0	10	1	0
Local	15	0	0	6	0	0
Neuro Headache	14	0	0	7	0	0
Stomatitis	14	1	0	5	0	0
Hemorrhage	14	1	0	4	0	0
Hypotension	12	1	0	7	1	0
Rash	11	0	0	3	0	0

^a Grade based on National Cancer Institute Common Toxicity Criteria (CTC).

^b Non-laboratory events were graded only if assessed to be possibly drug-related.

^c N=217-253; all GEMZAR/cisplatin patients with laboratory or non-laboratory data

^d N=213-248; all cisplatin patients with laboratory or non-laboratory data

Table 8: Selected Laboratory Abnormalities Occurring in >10% of Patients Receiving Gemcitabine with Cisplatin and at Higher Incidence than in Patients Receiving Single Agent Cisplatin [Between Arm Difference of ≥5% (All Grades) or ≥2% (Grades 3-4)] in Study 3^a

Laboratory Abnormality ^b	GEMZAR/Cisplatin			Cisplatin		
	All Grades (%)	Grade 3 (%)	Grade 4 (%)	All Grades (%)	Grade 3 (%)	Grade 4 (%)
Hematologic						
Anemia	89	22	3	67	6	1
Thrombocytopenia	85	25	25	13	3	1
Neutropenia	79	22	35	20	3	1
Lymphopenia	75	25	18	51	12	5
RBC Transfusions ^e	39	-	-	13	-	-
Platelet Transfusions ^e	21	-	-	<1	-	-
Hepatic						
Increased Transaminases	22	2	1	10	1	0
Increased Alkaline Phosphatase	19	1	0	13	0	0
Renal						
Elevated creatinine	38	4	<1	31	2	<1
Proteinuria	23	0	0	18	0	0
Hematuria	15	0	0	13	0	0
Other Laboratory						
Hyperglycemia	30	4	0	23	3	0
Hypomagnesemia	30	4	3	17	2	0
Hypocalcemia	18	2	0	7	0	<1

^a Grade based on National Cancer Institute CTC.

^b Regardless of causality.

^c N=217-253; all GEMZAR plus cisplatin patients with laboratory or non-laboratory data

^d N=213-248; all cisplatin patients with laboratory or non-laboratory data

^e Percent of patients receiving transfusions. Percent transfusions are not CTC-graded events.

Tables 9 and 10 present the incidence of selected adverse reactions and laboratory abnormalities occurring in ≥10% of GEMZAR-treated patients and at a higher incidence in the GEMZAR with cisplatin arm, reported in a randomized trial (Study 4) of GEMZAR with cisplatin (n=69) administered in 21-day cycles as compared to etoposide with cisplatin (n=66) in patients receiving first-line treatment for locally advanced or metastatic non-small cell lung cancer (NSCLC) [see *Clinical Studies (14.3)*]. Additional clinically significant adverse reactions are provided following Table 10.

Patients in the GEMZAR/cisplatin (GC) arm received a median of 5 cycles and those in the etoposide/cisplatin (EC) arm received a median of 4 cycles. The majority of patients receiving more than one cycle of treatment required dose adjustments; 81% in the GC arm and 68% in the EC arm. The incidence of hospitalizations for adverse reactions was 22% in the GC arm and 27% in the EC arm. The proportion of patients who discontinued treatment for adverse reactions was higher in the GC arm (14% versus 8%). The proportion of patients who were hospitalized for febrile neutropenia was lower in the GC arm (7% versus 12%). There was one death attributed to treatment, a patient with febrile neutropenia and renal failure, which occurred in the GC arm.

Table 9: Selected Adverse Reactions in Patients Receiving Gemcitabine with Cisplatin in Study 4^a

Adverse Reactions ^b	GEMZAR/Cisplatin ^c			Etoposide/Cisplatin ^d		
	All Grades (%)	Grade 3 (%)	Grade 4 (%)	All Grades (%)	Grade 3 (%)	Grade 4 (%)
Nausea and Vomiting	96	35	4	86	19	7
Alopecia	77	13	0	92	51	0
Paresthesias	38	0	0	16	2	0
Infection	28	3	1	21	8	0
Stomatitis	20	4	0	18	2	0
Diarrhea	14	1	1	13	0	2
Edema ^e	12	-	-	2	-	-
Rash	10	0	0	3	0	0
Hemorrhage	9	0	3	3	0	3
Fever	6	0	0	3	0	0
Somnolence	3	0	0	3	2	0
Flu-like syndrome ^e	3	-	-	0	-	-
Dyspnea	1	0	1	3	0	0

^a Grade based on criteria from the WHO.

^b Non-laboratory events were graded only if assessed to be possibly drug-related. Pain data were not collected.

^c N=67-69; all GEMZAR/cisplatin patients with laboratory or non-laboratory data.

^d N=57-63; all Etoposide/cisplatin patients with laboratory or non-laboratory data.

^e Flu-like syndrome and edema were not graded.

Table 10: Selected Laboratory Abnormalities Occurring in Patients Receiving Gemcitabine with Cisplatin in Study 4^a

Laboratory Abnormality ^b	GEMZAR/Cisplatin ^c			Etoposide/Cisplatin ^d		
	All Grades (%)	Grade 3 (%)	Grade 4 (%)	All Grades (%)	Grade 3 (%)	Grade 4 (%)
Hematologic						
Anemia	88	22	0	77	13	2
Neutropenia	88	36	28	87	20	56
Thrombocytopenia	81	39	16	45	8	5
RBC Transfusions ^c	29	-	-	21	-	-
Platelet Transfusions ^e	3	-	-	8	-	-
Hepatic						
Increased Alkaline Phosphatase	16	0	0	11	0	0
Increased ALT	6	0	0	12	0	0
Increased AST	3	0	0	11	0	0
Bilirubin	0	0	0	0	0	0
Renal						
Hematuria	22	0	0	10	0	0
Proteinuria	12	0	0	5	0	0
BUN	6	0	0	4	0	0
Creatinine	2	0	0	2	0	0

^a Grade based on criteria from the WHO.

^b Regardless of causality.

^c N=67-69; all GEMZAR/cisplatin patients with laboratory or non-laboratory data.

^d N=57-63; all Etoposide/cisplatin patients with laboratory or non-laboratory data.

^e WHO grading scale not applicable to proportion of patients with transfusions.

Breast Cancer

Tables 11 and 12 presents the incidence of selected adverse reactions and laboratory abnormalities, occurring in $\geq 10\%$ of GEMZAR-treated patients and at a higher incidence in the GEMZAR with paclitaxel arm, reported in a randomized trial (Study 2) of GEMZAR with paclitaxel (n=262) compared to paclitaxel alone (n=259) for the first-line treatment of metastatic breast cancer (MBC) in women who received anthracycline-containing chemotherapy in the adjuvant/neo-adjuvant setting or for whom anthracyclines were contraindicated [see *Clinical Studies (14.2)*]. Additional clinically significant adverse reactions, occurring in $<10\%$ of patients, are provided following Table 12.

The requirement for dose reduction of paclitaxel were higher for patients in the GEMZAR/paclitaxel arm (5% versus 2%). The number of paclitaxel doses omitted ($<1\%$), the proportion of patients discontinuing treatment for adverse reactions (7% versus 5%) and the number of treatment-related deaths (1 patient in each arm) were similar between the two arms.

Table 11: Selected Adverse Reactions Occurring in Patients Receiving Gemcitabine with Paclitaxel and at Higher Incidence than in Patients Receiving Single Agent Paclitaxel [Between Arm Difference of $\geq 5\%$ (All Grades) or $\geq 2\%$ (Grades 3-4)] in Study 2^a

Adverse Reactions ^b	GEMZAR/Paclitaxel (N=262)			Paclitaxel (N=259)		
	All Grades (%)	Grade 3 (%)	Grade 4 (%)	All Grades (%)	Grade 3 (%)	Grade 4 (%)
Alopecia	90	14	4	92	19	3
Neuropathy-sensory	64	5	<1	58	3	0
Nausea	50	1	0	31	2	0
Fatigue	40	6	<1	28	1	<1
Vomiting	29	2	0	15	2	0
Diarrhea	20	3	0	13	2	0
Anorexia	17	0	0	12	<1	0
Neuropathy-motor	15	2	<1	10	<1	0
Stomatitis/pharyngitis	13	1	<1	8	<1	0
Fever	13	<1	0	3	0	0
Rash/desquamation	11	<1	<1	5	0	0
Febrile neutropenia	6	5	<1	2	1	0

^a Grade based on National Cancer Institute CTC Version 2.0.

^b Non-laboratory events were graded only if assessed to be possibly drug-related.

Table 12: Selected Laboratory Abnormalities Occurring in >10% of Patients Receiving Gemcitabine with Paclitaxel and at a Higher Incidence than Patients Receiving Single Agent Paclitaxel [Between Arm Difference of ≥5% (All Grades) or ≥2% (Grades 3-4)] in Study 2^a

Laboratory Abnormality ^b	GEMZAR/Paclitaxel (N=262)			Paclitaxel (N=259)		
	All Grades (%)	Grade 3 (%)	Grade 4 (%)	All Grades (%)	Grade 3 (%)	Grade 4 (%)
Hematologic						
Anemia	69	6	1	51	3	<1
Neutropenia	69	31	17	31	4	7
Thrombocytopenia	26	5	<1	7	<1	<1
Hepatobiliary						
Increased ALT	18	5	<1	6	<1	0
Increased AST	16	2	0	5	<1	0

^a Grade based on National Cancer Institute CTC Version 2.0.

^b Regardless of causality.

Clinically relevant Grade 3 or 4 dyspnea occurred with a higher incidence in the GEMZAR with paclitaxel arm compared with the paclitaxel arm (1.9% versus 0).

Ovarian Cancer

Tables 13 and 14 present the incidence of selected adverse reactions and laboratory abnormalities, occurring in ≥10% of GEMZAR-treated patients and at a higher incidence in the GEMZAR with carboplatin arm, reported in a randomized trial (Study 1) of GEMZAR with carboplatin (n=175) compared to carboplatin alone (n=174) for the second-line treatment of ovarian cancer in women with disease that had relapsed more than 6 months following first-line platinum-based chemotherapy [see *Clinical Studies (14.1)*]. Additional clinically significant adverse reactions, occurring in <10% of patients, are provided following Table 14.

The proportion of patients with dose adjustments for carboplatin (1.8% versus 3.8%), doses of carboplatin omitted (0.2% versus 0) and discontinuing treatment for adverse reactions (11% versus 10%), were similar between arms. Dose adjustment for GEMZAR occurred in 10% of patients and GEMZAR dose was omitted in 14% of patients in the GEMZAR/carboplatin arm.

Table 13: Adverse Reactions Occurring in >10% of Patients Receiving in Gemcitabine with Carboplatin and at Higher Incidence than in Patients Receiving Single Agent Carboplatin [Between Arm Difference of ≥5% (All Grades) or ≥2% (Grades 3-4)] in Study 1^a

Adverse Reactions ^b	GEMZAR/Carboplatin (N=175)			Carboplatin (N=174)		
	All Grades (%)	Grade 3 (%)	Grade 4 (%)	All Grades (%)	Grade 3 (%)	Grade 4 (%)
Nausea	69	6	0	61	3	0
Alopecia	49	0	0	17	0	0
Vomiting	46	6	0	36	2	<1
Constipation	42	6	1	37	3	0
Fatigue	40	3	<1	32	5	0
Diarrhea	25	3	0	14	<1	0
Stomatitis/pharyngitis	22	<1	0	13	0	0

^a Grade based on National Cancer Institute CTC Version 2.0.

^b Regardless of causality.

Table 14: Laboratory Abnormalities Occurring in Patients Receiving Gemcitabine with Carboplatin and at Higher Incidence than in Patients Receiving Single Agent Carboplatin [Between Arm Difference of $\geq 5\%$ (All Grades) or $\geq 2\%$ (Grades 3-4)] in Study 1^a

Laboratory Abnormality ^b	GEMZAR/Carboplatin (N=175)			Carboplatin (N=174)		
	All Grades (%)	Grade 3 (%)	Grade 4 (%)	All Grades (%)	Grade 3 (%)	Grade 4 (%)
Hematologic						
Neutropenia	90	42	29	58	11	1
Anemia	86	22	6	75	9	2
Thrombocytopenia	78	30	5	57	10	1
RBC Transfusions ^c	38	-	-	15	-	-
Platelet Transfusions ^c	9	-	-	3	-	-

^a Grade based on National Cancer Institute CTC Version 2.0.

^b Regardless of causality.

^c Percent of patients receiving transfusions. Transfusions are not CTC-graded events. Blood transfusions included both packed red blood cells and whole blood.

Hematopoietic growth factors were administered more frequently in the GEMZAR-containing arm: leukocyte growth factor (24% and 10%) and erythropoiesis-stimulating agent (7% and 3.9%).

The following clinically relevant Grade 3 and 4 adverse reactions occurred more frequently in the GEMZAR with carboplatin arm: dyspnea (3.4% versus 2.9%), febrile neutropenia (1.1% versus 0), hemorrhagic event (2.3% versus 1.1%), motor neuropathy (1.1% versus 0.6%), and rash/desquamation (0.6% versus 0).

6.2 Postmarketing Experience

The following adverse reactions have been identified during post approval use of GEMZAR. Because these reactions are reported voluntarily from a population of uncertain size, it is not always possible to reliably estimate their frequency or establish a causal relationship to drug exposure.

- *Cardiovascular*: Congestive heart failure, myocardial infarction, arrhythmias, supraventricular arrhythmias
- *Vascular*: Peripheral vasculitis, gangrene, capillary leak syndrome
- *Skin*: Cellulitis, pseudocellulitis, severe skin reactions, including desquamation and bullous skin eruptions
- *Hepatic*: Hepatic failure, hepatic veno-occlusive disease
- *Pulmonary*: Interstitial pneumonitis, pulmonary fibrosis, pulmonary edema, adult respiratory distress syndrome (ARDS)
- *Nervous System*: Posterior reversible encephalopathy syndrome (PRES)

8 USE IN SPECIFIC POPULATIONS

8.1 Pregnancy

Risk Summary

Based on animal data and its mechanism of action, GEMZAR can cause fetal harm when administered to a pregnant woman [see *Clinical Pharmacology (12.1)*]. There are no available data on the use of GEMZAR in pregnant women. In animal reproduction studies, gemcitabine was teratogenic, embryotoxic, and fetotoxic in mice and rabbits (see *Data*). Advise pregnant women of the potential risk to a fetus [see *Use in Special Populations (8.3)*].

In the U.S. general population, the estimated background risk of major birth defects and miscarriages in clinically recognized pregnancies 2-4% and 15-20% respectively.

Data

Animal Data

Gemcitabine is embryotoxic in mice. Daily dosing of gemcitabine to pregnant mice increased the incidence of fetal malformation (cleft palate, incomplete ossification) at doses of 1.5 mg/kg/day [approximately 0.005 times the 1000 mg/m² clinical dose based on body surface area (BSA)]. Gemcitabine was embryotoxic and fetotoxic in rabbits. Daily dosing of gemcitabine to pregnant rabbits resulted in fetotoxicity (decreased fetal viability, reduced litter sizes, and developmental

delays) and increased the incidence of fetal malformations (fused pulmonary artery, absence of gall bladder) at doses of 0.1 mg/kg/day (approximately 0.002 times the 1000 mg/m² clinical dose based on BSA).

8.2 Lactation

Risk Summary

There is no information regarding the presence of GEMZAR or its metabolites in human milk, or their effects on the breastfed infant or on milk production. Due to the potential for serious adverse reactions in breastfed infants from GEMZAR, advise women not to breastfeed during treatment with GEMZAR and for at least one week following the last dose.

8.3 Females and Males of Reproductive Potential

Pregnancy Testing

Verify pregnancy status in females of reproductive potential prior to initiating GEMZAR [see *Use in Specific Populations (8.1)*].

Contraception

GEMZAR can cause fetal harm when administered to a pregnant woman [see *Use in Specific Populations (8.1)*].

Females

Because of the potential for genotoxicity, advise females of reproductive potential to use effective contraception during treatment with GEMZAR and for 6 months after the final dose of GEMZAR.

Males

Because of the potential for genotoxicity, advise males with female partners of reproductive potential to use effective contraception during treatment with GEMZAR and for 3 months after the last dose of GEMZAR [see *Nonclinical Toxicology (13.1)*].

Infertility

Males

Based on animal studies, GEMZAR may impair fertility in males of reproductive potential. It is not known whether these effects on fertility are reversible [see *Nonclinical Toxicology (13.1)*].

8.4 Pediatric Use

The safety and effectiveness of GEMZAR have not been established in pediatric patients.

The safety and pharmacokinetics of gemcitabine were evaluated in a trial in pediatric patients with refractory leukemia. The maximum tolerated dose was 10 mg/m²/min for 360 minutes weekly for three weeks followed by a one-week rest period.

The safety and activity of GEMZAR were evaluated in a trial of pediatric patients with relapsed acute lymphoblastic leukemia (22 patients) and acute myelogenous leukemia (10 patients) at a dose of 10 mg/m²/min administered over 360 minutes weekly for three weeks followed by a one-week rest period. Patients with M1 or M2 bone marrow on Day 28 who did not experience unacceptable toxicity were eligible to receive a maximum of one additional four-week course. Toxicities observed included myelosuppression, febrile neutropenia, increased serum transaminases, nausea, and rash/desquamation. No meaningful clinical activity was observed in this trial.

8.5 Geriatric Use

In clinical studies which enrolled 979 patients with various malignancies who received single agent GEMZAR, no overall differences in safety were observed between patients aged 65 and older and younger patients, with the exception of a higher rate of Grade 3-4 thrombocytopenia in older patients as compared to younger patients.

In a randomized trial in women with ovarian cancer (Study 1), 175 women received GEMZAR with carboplatin, of which 29% were age 65 years or older. Similar effectiveness was observed between older and younger women. There was significantly higher Grade 3-4 neutropenia in women 65 years of age or older [see *Dosage and Administration (2.1)*].

GEMZAR clearance is affected by age; however, there are no recommended dose adjustments based on patients' age [see *Clinical Pharmacology (12.3)*].

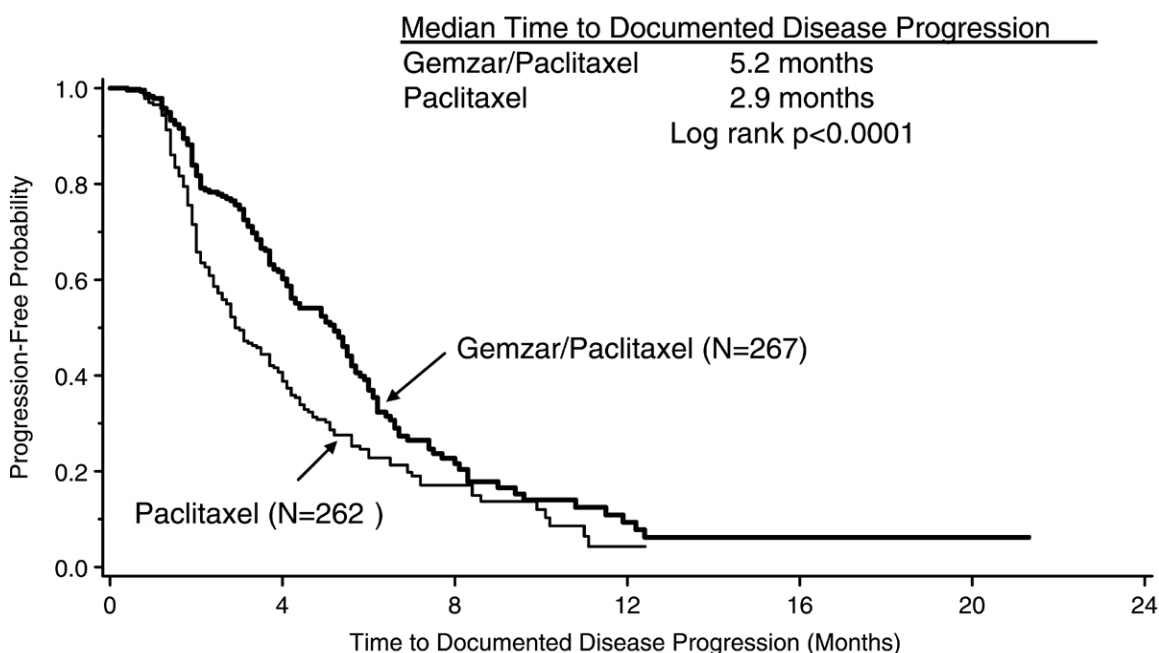
Table 19: Efficacy Results in Study 2

Efficacy Parameter	GEMZAR/Paclitaxel (N=267)	Paclitaxel (N=262)
Time to Documented Disease Progression^a		
Median (95% CI) in months	5.2 (4.2, 5.6)	2.9 (2.6, 3.7)
Hazard Ratio (95% CI)	0.650 (0.59, 0.85)	
p-value	p<0.0001	
Overall Survival^b		
Median (95% CI) in months	18.6 (16.6, 20.7)	15.8 (14.1, 17.4)
Hazard Ratio (95% CI)	0.86 (0.71, 1.04)	
p-value	Not Significant	
Overall Response Rate	40.8%	22.1%
(95% CI)	(34.9, 46.7)	(17.1, 27.2)
p-value	p<0.0001	

^a These represent reconciliation of investigator and Independent Review Committee assessments according to a predefined algorithm.

^b Based on the ITT population.

Figure 2: Kaplan-Meier Curves for Time to Documented Disease Progression in Study 2



14.3 Non-Small Cell Lung Cancer (NSCLC)

The efficacy of GEMZAR was evaluated in two randomized, multicenter trials.

Study 3: 28-Day Schedule

A multinational, randomized trial (Study 3) compared GEMZAR with cisplatin to cisplatin alone in the treatment of patients with inoperable Stage IIIA, IIIB, or IV NSCLC who had not received prior chemotherapy. Patients were randomized to receive either GEMZAR 1000 mg/m² on Days 1, 8, and 15 of each 28-day cycle with cisplatin 100 mg/m² on Day 1 after GEMZAR administration (N=260) or cisplatin 100 mg/m² on Day 1 of each 28-day cycle (N=262). The major efficacy outcome measure was overall survival.

A total of 522 patients were enrolled. Demographics and baseline characteristics (Table 20) were similar between arms with the exception of histologic subtype of NSCLC, with 48% of patients on the cisplatin arm and 37% of patients on the GEMZAR with cisplatin arm having adenocarcinoma.

Efficacy results are presented in Table 21 and Figure 3.

Study 4: 21-Day Schedule

A randomized (1:1), multicenter trial (Study 4) was conducted in patients with Stage IIIB or IV NSCLC. Patients were randomized to receive either GEMZAR 1250 mg/m² on Days 1 and 8 of each 21-day cycle with cisplatin 100 mg/m² on Day 1 after GEMZAR administration or etoposide 100 mg/m² intravenously on Days 1, 2, and 3 with cisplatin 100 mg/m² on Day 1 of each 21 -day cycle. The major efficacy outcome measure was response rate.

A total of 135 patients were enrolled. Demographics and baseline characteristics are summarized in Table 20.

Efficacy results are presented in Table 21. There was no significant difference in survival between the two treatment arms. The median survival was 8.7 months for the GEMZAR with cisplatin arm versus 7 months for the etoposide with cisplatin arm. Median time to disease progression for the GEMZAR with cisplatin arm was 5 months compared to 4.1 months on the etoposide with cisplatin arm (Log rank p=0.015, two-sided). The objective response rate for the GEMZAR with cisplatin arm was 33% compared to 14% on the etoposide with cisplatin arm (Fisher's Exact p=0.01, two-sided).

Table 20: Baseline Demographics and Clinical Characteristics for Studies 3 and 4

Trial	28-day Schedule (Study 3)		21-day Schedule (Study 4)	
	GEMZAR/ Cisplatin (N=260)	Cisplatin (N=262)	GEMZAR/ Cisplatin (N=69)	Etoposide/ Cisplatin (N=66)
Male	70%	71%	93%	92%
Median age, years	62	63	58	60
Range	36 to 88	35 to 79	33 to 76	35 to 75
Stage IIIA	7%	7%	N/A ^a	N/A ^a
Stage IIIB	26%	23%	48%	52%
Stage IV	67%	70%	52%	49%
Baseline KPS ^b 70 to 80	41%	44%	45%	52%
Baseline KPS ^b 90 to 100	57%	55%	55%	49%

^a N/A Not applicable.

^b Karnofsky Performance Status.

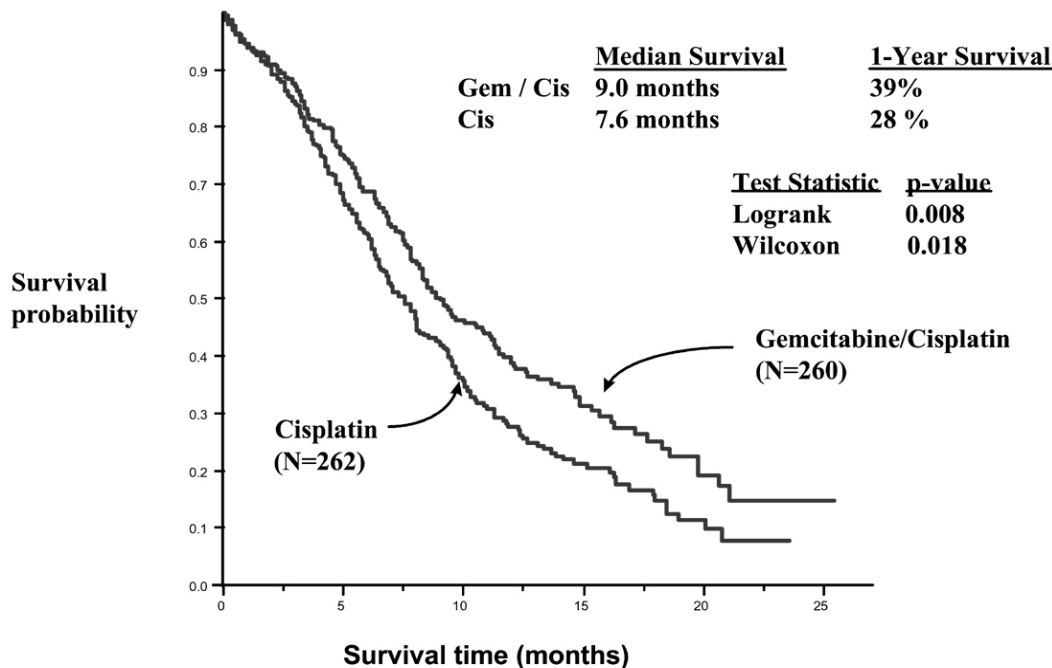
Table 21: Efficacy Results for Studies 3 and 4

Trial	28-day Schedule (Study 3)		21-day Schedule (Study 4)	
	GEMZAR/ Cisplatin (N=260)	Cisplatin (N=262)	GEMZAR/ Cisplatin (N=69)	Etoposide/ Cisplatin (N=66)
Survival				
Median (95% CI ^a) in months	9.0 (8.2, 11.0)	7.6 (6.6, 8.8)	8.7 (7.8, 10.1)	7.0 (6.0, 9.7)
p-value ^f	p=0.008		p=0.18	
Time to Disease Progression				
Median (95% CI ^a) in months	5.2 (4.2, 5.7)	3.7 (3.0, 4.3)	5.0 (4.2, 6.4)	4.1 (2.4, 4.5)
p-value ^b	p=0.009		p=0.05	
Tumor Response	26%	10%	33%	14%
p-value ^b	p<0.0001		p=0.01	

^a CI=confidence intervals.

^b p-value two-sided Fisher's Exact test for difference in binomial proportions; log rank test for time-to-event analyses.

Figure 3: Kaplan-Meier Curves for Overall Survival in Study 3



14.4 Pancreatic Cancer

The efficacy of GEMZAR was evaluated in two trials (Studies 5 and 6), a randomized, single-blind, two-arm, active-controlled trial (Study 5) conducted in patients with locally advanced or metastatic pancreatic cancer who had received no prior chemotherapy and in a single-arm, open-label, multicenter trial (Study 6) conducted in patients with locally advanced or metastatic pancreatic cancer previously treated with fluorouracil or a fluorouracil-containing regimen. In Study 5, patients were randomized to receive either GEMZAR 1000 mg/m² intravenously over 30 minutes once weekly for 7 weeks followed by a one-week rest, then once weekly for 3 consecutive weeks every 28-days in subsequent cycles (n=63) or fluorouracil 600 mg/m² intravenously over 30 minutes once weekly (n=63). In Study 6, all patients received GEMZAR 1000 mg/m² intravenously over 30 minutes once weekly for 7 weeks followed by a one-week rest, then once weekly for 3 consecutive weeks every 28-days in subsequent cycles.

The major efficacy outcome measure in both trials was “clinical benefit response”. A patient was considered to have had a clinical benefit response if either of the following occurred:

- The patient achieved a ≥50% reduction in pain intensity (Memorial Pain Assessment Card) or analgesic consumption, or a 20-point or greater improvement in performance status (Karnofsky Performance Status) for a period of at least 4 consecutive weeks, without showing any sustained worsening in any of the other parameters. Sustained worsening was defined as 4 consecutive weeks with either any increase in pain intensity or analgesic consumption or a 20-point decrease in performance status occurring during the first 12 weeks of therapy.

OR

- The patient was stable on all of the aforementioned parameters and showed a marked, sustained weight gain (≥7% increase maintained for ≥4 weeks) not due to fluid accumulation.

Study 5 enrolled 126 patients. Demographics and baseline characteristics were similar between the arms (Table 22).

The efficacy results are shown in Table 23 and Figure 4. Patients treated with GEMZAR had statistically significant increases in clinical benefit response, survival, and time to disease progression compared to those randomized to receive fluorouracil. No confirmed objective tumor responses were observed in either treatment arm.

Table 22: Baseline Demographics and Clinical Characteristics for Study 5

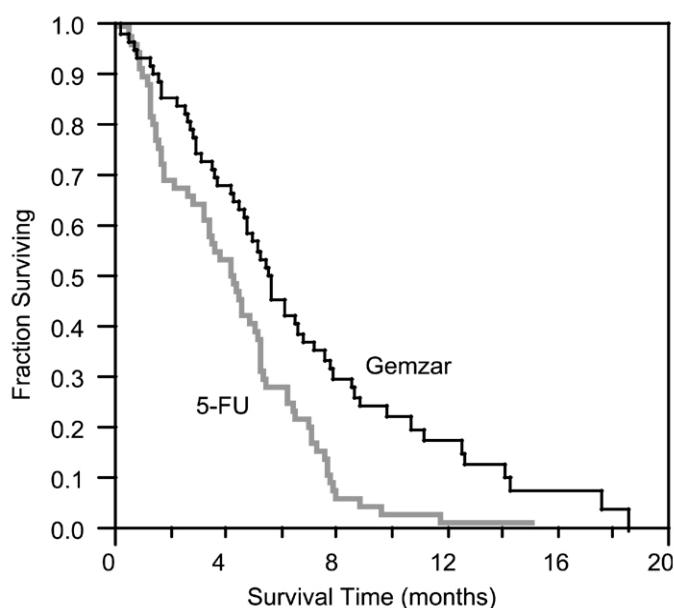
	GEMZAR (N=63)	Fluorouracil (N=63)
Male	54%	54%
Median age	62 years	61 years
Range	37 to 79	36 to 77
Stage IV disease	71%	76%
Baseline KPS ^a ≤70	70%	68%

^a Karnofsky Performance Status.

Table 23: Efficacy Results in Study 5

Efficacy Parameter	GEMZAR (N=63)	Fluorouracil (N=63)
Clinical benefit response	22.2%	4.8%
p-value ^a	p=0.004	
Overall Survival		
Median (95% CI) in months	5.7 (4.7, 6.9)	4.2 (3.1, 5.1)
p-value ^a	p=0.0009	
Time to Disease Progression		
Median (95% CI) in months	2.1 (1.9, 3.4)	0.9 (0.9, 1.1)
p-value ^a	p=0.0013	

^a p-value for clinical benefit response calculated using the two-sided test for difference in binomial proportions. All other p-values are calculated using log rank test.

Figure 4: Kaplan-Meier Curves for Overall Survival in Study 5

15 REFERENCES

1. OSHA Hazardous Drugs." OSHA. <http://www.osha.gov/SLTC/hazardousdrugs/index.html>

16 HOW SUPPLIED/STORAGE AND HANDLING

GEMZAR (gemcitabine) is a sterile white to off-white lyophilized powder available in single-dose vials individually packaged in a carton containing 200 mg or 1 g gemcitabine:

- 200 mg vial: NDC 0002-7501-01 (No. 7501)
- 1 g vial: NDC 0002-7502-01 (No. 7502)

GEMZAR is a cytotoxic drug. Follow applicable special handling and disposal procedures.¹

Store at controlled room temperature 20°C to 25°C (68°F to 77°F); excursions permitted between 15°C and 30°C (59°F and 86°F) [see USP Controlled Room Temperature].

17 PATIENT COUNSELING INFORMATION

Myelosuppression

Advise patients of the risks of myelosuppression. Instruct patients to immediately contact their healthcare provider should any signs or symptoms of infection, including fever, or if bleeding or signs of anemia, occur [see *Warnings and Precautions* (5.2)].

Pulmonary Toxicity

Advise patients of the risks of pulmonary toxicity, including respiratory failure and death. Instruct patients to immediately contact their healthcare provider for development of shortness of breath, wheezing, or cough [see *Warnings and Precautions* (5.3)].

Hemolytic-Uremic Syndrome and Renal Failure

Advise patients of the risks of hemolytic-uremic syndrome and associated renal failure. Instruct patients to immediately contact their healthcare provider for changes in the color or volume of urine output or for increased bruising or bleeding [see *Warnings and Precautions* (5.4)].

Hepatic Toxicity

Advise patients of the risks of hepatic toxicity including liver failure and death. Instruct patients to immediately contact their healthcare provider for signs of jaundice or for pain/tenderness in the right upper abdominal quadrant [see *Warnings and Precautions* (5.5)].

Embryo-Fetal Toxicity

Advise females and males of reproductive potential that GEMZAR can cause fetal harm. Advise females of reproductive potential to use effective contraception during treatment with GEMZAR and for 6 months after the final dose. Advise male patients with female partners of reproductive potential to use effective contraception during treatment with GEMZAR and for 3 months after the final dose [see *Warnings and Precaution* (5.6), *Use in Specific Populations* (8.1, 8.3)].

Lactation

Advise women not to breastfeed during treatment with GEMZAR and for at least one week after the last dose [see *Use in Specific Populations* (8.2)].

Infertility

Advise males of reproductive potential of the potential for reduced fertility with GEMZAR [see *Use in Specific Populations* (8.3), *Nonclinical Toxicology* (13.1)].

**Marketed by: Lilly USA, LLC
Indianapolis, IN 46285, USA**

Copyright © 1996, YYYY, Eli Lilly and Company. All rights reserved.

A7.0-GEM-0004-USPI-YYYYMMDD