

HIGHLIGHTS OF PRESCRIBING INFORMATION

These highlights do not include all the information needed to use MEKINIST safely and effectively. See full prescribing information for MEKINIST.

MEKINIST® (trametinib) tablets, for oral use

Initial U.S. Approval: 2013

RECENT MAJOR CHANGES

Indications and Usage (1.2, 1.3)	6/2017
Dosage and Administration (2.1)	6/2017
Warnings and Precautions (5.1, 5.2, 5.4, 5.5, 5.7, 5.8, 5.9, 5.10)	6/2017

INDICATIONS AND USAGE

MEKINIST is a kinase inhibitor indicated as a single agent for the treatment of patients with unresectable or metastatic melanoma with BRAF V600E or V600K mutations as detected by an FDA-approved test. (1.1)

MEKINIST is indicated, in combination with dabrafenib, for the treatment of patients with:

- unresectable or metastatic melanoma with BRAF V600E or V600K mutations as detected by an FDA-approved test. (1.1)
- metastatic non-small cell lung cancer (NSCLC) with BRAF V600E mutation as detected by an FDA-approved test. (1.2)

Limitation of use: MEKINIST is not indicated for treatment of patients with melanoma who have progressed on prior BRAF-inhibitor therapy. (1.3)

DOSAGE AND ADMINISTRATION

- Melanoma: Confirm the presence of BRAF V600E or V600K mutation in tumor specimens prior to initiation of treatment with MEKINIST. (2.1)
- NSCLC: Confirm the presence of BRAF V600E mutation in tumor specimens prior to initiation of treatment with MEKINIST in combination with dabrafenib. (2.1)
- The recommended dosage regimen of MEKINIST is 2 mg orally once daily. Take MEKINIST at least 1 hour before or at least 2 hours after a meal. (2.2)

DOSAGE FORMS AND STRENGTHS

Tablets: 0.5 mg and 2 mg (3)

CONTRAINDICATIONS

None (4)

WARNINGS AND PRECAUTIONS

- **New primary malignancies, cutaneous and non-cutaneous:** can occur when MEKINIST is used with dabrafenib. Monitor patients for new malignancies prior to initiation of therapy, while on therapy, and following discontinuation of treatment. (5.1, 2.3)
- **Hemorrhage:** Major hemorrhagic events can occur. Monitor for signs and symptoms of bleeding (5.2, 2.3)

- **Colitis and gastrointestinal perforation:** Colitis and gastrointestinal perforation can occur in patients receiving MEKINIST. (5.3)
- **Venous thromboembolism:** Deep vein thrombosis and pulmonary embolism can occur in patients receiving MEKINIST. (5.4, 2.3)
- **Cardiomyopathy:** Assess LVEF before treatment, after one month of treatment, then every 2 to 3 months thereafter. (5.5, 2.3)
- **Ocular toxicities:** Perform ophthalmologic evaluation for any visual disturbances. For Retinal Vein Occlusion (RVO), permanently discontinue MEKINIST. (5.6, 2.3)
- **Interstitial lung disease (ILD):** Withhold MEKINIST for new or progressive unexplained pulmonary symptoms. Permanently discontinue MEKINIST for treatment-related ILD or pneumonitis. (5.7, 2.3)
- **Serious febrile reactions:** Can occur when MEKINIST is used with dabrafenib. (5.8, 2.3)
- **Serious skin toxicity:** Monitor for skin toxicities and for secondary infections. Discontinue MEKINIST for intolerable Grade 2, or Grade 3 or 4 rash not improving within 3 weeks despite interruption of MEKINIST. (5.9, 2.3)
- **Hyperglycemia:** Monitor serum glucose levels in patients with pre-existing diabetes or hyperglycemia. (5.10, 2.3)
- **Embryo-fetal toxicity:** MEKINIST can cause fetal harm. Advise females of reproductive potential of potential risk to a fetus and to use effective contraception. (5.11, 8.1, 8.3)

ADVERSE REACTIONS

Most common adverse reactions ($\geq 20\%$) for MEKINIST as a single agent include rash, diarrhea, and lymphedema. (6.1)

Most common adverse reactions ($\geq 20\%$) for MEKINIST with dabrafenib include:

- Melanoma: pyrexia, nausea, rash, chills, diarrhea, vomiting, hypertension, and peripheral edema. (6.1)
- NSCLC: pyrexia, fatigue, nausea, vomiting, diarrhea, dry skin, decreased appetite, edema, rash, chills, hemorrhage, cough, and dyspnea. (6.1)

To report SUSPECTED ADVERSE REACTIONS, contact Novartis Pharmaceuticals Corporation at 1-888-669-6682 or FDA at 1-800-FDA-1088 or www.fda.gov/medwatch.

USE IN SPECIFIC POPULATIONS

- **Lactation:** Do not breast feed. (8.2)
- **Females and Males of Reproductive Potential:** May impair fertility. Counsel patients on pregnancy planning and prevention. (8.3)

See 17 for PATIENT COUNSELING INFORMATION and FDA-approved patient labeling.

Revised: 03/2018

FULL PRESCRIBING INFORMATION: CONTENTS*

1 INDICATIONS AND USAGE

- 1.1 BRAF V600E or V600K Mutation-Positive Unresectable or Metastatic Melanoma
- 1.2 BRAF V600E Mutation-Positive Metastatic NSCLC
- 1.3 Limitation of Use

2 DOSAGE AND ADMINISTRATION

- 2.1 Patient Selection
- 2.2 Recommended Dosing
- 2.3 Dose Modifications

3 DOSAGE FORMS AND STRENGTHS

4 CONTRAINDICATIONS

5 WARNINGS AND PRECAUTIONS

- 5.1 New Primary Malignancies
- 5.2 Hemorrhage
- 5.3 Colitis and Gastrointestinal Perforation
- 5.4 Venous Thromboembolism
- 5.5 Cardiomyopathy
- 5.6 Ocular Toxicities
- 5.7 Interstitial Lung Disease
- 5.8 Serious Febrile Reactions
- 5.9 Serious Skin Toxicity
- 5.10 Hyperglycemia
- 5.11 Embryo-Fetal Toxicity

6 ADVERSE REACTIONS

- 6.1 Clinical Trials Experience

7 DRUG INTERACTIONS

8 USE IN SPECIFIC POPULATIONS

- 8.1 Pregnancy
- 8.2 Lactation
- 8.3 Females and Males of Reproductive Potential
- 8.4 Pediatric Use
- 8.5 Geriatric Use
- 8.6 Hepatic Impairment
- 8.7 Renal Impairment

10 OVERDOSAGE

11 DESCRIPTION

12 CLINICAL PHARMACOLOGY

- 12.1 Mechanism of Action
- 12.2 Pharmacodynamics
- 12.3 Pharmacokinetics

13 NONCLINICAL TOXICOLOGY

- 13.1 Carcinogenesis, Mutagenesis, Impairment of Fertility

14 CLINICAL STUDIES

- 14.1 BRAF V600E or V600K Mutation-Positive Unresectable or Metastatic Melanoma
- 14.2 BRAF V600E Mutation-Positive Metastatic Non-Small Cell Lung Cancer (NSCLC)
- 14.3 Lack of Clinical Activity in Metastatic Melanoma Following BRAF-Inhibitor Therapy

16 HOW SUPPLIED/STORAGE AND HANDLING

17 PATIENT COUNSELING INFORMATION

*Sections or subsections omitted from the full prescribing information are not listed.

FULL PRESCRIBING INFORMATION

1 INDICATIONS AND USAGE

1.1 BRAF V600E or V600K Mutation-Positive Unresectable or Metastatic Melanoma

MEKINIST® is indicated, as a single agent or in combination with dabrafenib, for the treatment of patients with unresectable or metastatic melanoma with BRAF V600E or V600K mutations, as detected by an FDA-approved test [see *Clinical Studies (14.1)*].

1.2 BRAF V600E Mutation-Positive Metastatic NSCLC

MEKINIST is indicated, in combination with dabrafenib, for the treatment of patients with metastatic non-small cell lung cancer (NSCLC) with BRAF V600E mutation as detected by an FDA-approved test [see *Clinical Studies (14.2)*].

1.3 Limitation of Use

MEKINIST is not indicated for treatment of patients with melanoma who have progressed on prior BRAF-inhibitor therapy [see *Clinical Studies (14.3)*].

2 DOSAGE AND ADMINISTRATION

2.1 Patient Selection

Melanoma

Confirm the presence of BRAF V600E or V600K mutation in tumor specimens prior to initiation of treatment with MEKINIST and dabrafenib [see *Clinical Studies (14.1)*]. Information on FDA-approved tests for the detection of BRAF V600 mutations in melanoma is available at: <http://www.fda.gov/CompanionDiagnostics>.

NSCLC

Confirm the presence of BRAF V600E mutation in tumor specimens prior to initiation of treatment with MEKINIST and dabrafenib [see *Clinical Studies (14.2)*]. Information on FDA-approved tests for the detection of BRAF V600E mutations in NSCLC is available at: <http://www.fda.gov/CompanionDiagnostics>.

2.2 Recommended Dosing

The recommended dosage regimen is MEKINIST 2 mg orally taken once daily at the same time each day as a single agent or with dabrafenib. Continue treatment until disease progression or unacceptable toxicity occurs.

Take MEKINIST at least 1 hour before or 2 hours after a meal [see *Clinical Pharmacology (12.3)*]. Do not take a missed dose of MEKINIST within 12 hours of the next dose of MEKINIST.

2.3 Dose Modifications

Review the Full Prescribing Information for dabrafenib for recommended dose modifications. Dose modifications are not recommended for MEKINIST when administered with dabrafenib for the following adverse reactions of dabrafenib: non-cutaneous malignancies and uveitis.

For New Primary Cutaneous Malignancies

No dose modifications are required.

Table 1. Recommended Dose Reductions

Dose Reductions for MEKINIST	
First Dose Reduction	1.5 mg orally once daily
Second Dose Reduction	1 mg orally once daily
Subsequent Modification	Permanently discontinue if unable to tolerate MEKINIST 1 mg orally once daily

Table 2. Recommended Dose Modifications for MEKINIST

Severity of Adverse Reaction^a	MEKINIST^b
<i>Febrile Drug Reaction</i>	
<ul style="list-style-type: none"> • Fever higher than 104°F • Fever complicated by rigors, hypotension, dehydration, or renal failure 	Withhold MEKINIST until fever resolves. Then resume MEKINIST at same or lower dose level.
<i>Cutaneous</i>	
<ul style="list-style-type: none"> • Intolerable Grade 2 skin toxicity • Grade 3 or 4 skin toxicity 	Withhold MEKINIST for up to 3 weeks. <ul style="list-style-type: none"> • If improved, resume at a lower dose level. • If not improved, permanently discontinue.
<i>Cardiac</i>	
<ul style="list-style-type: none"> • Asymptomatic, absolute decrease in left ventricular ejection fraction (LVEF) of 10% or greater from baseline and is below institutional lower limits of normal (LLN) from pretreatment value 	Withhold MEKINIST for up to 4 weeks. <ul style="list-style-type: none"> • If improved to normal LVEF value, resume at a lower dose level. • If not improved to normal LVEF value, permanently discontinue.
<ul style="list-style-type: none"> • Symptomatic congestive heart failure • Absolute decrease in LVEF of greater than 20% from baseline that is below LLN 	Permanently discontinue MEKINIST.
<i>Venous Thromboembolism</i>	
<ul style="list-style-type: none"> • Uncomplicated DVT or PE 	Withhold MEKINIST for up to 3 weeks. <ul style="list-style-type: none"> • If improved to Grade 0-1, resume at a lower dose level. • If not improved, permanently discontinue.
<ul style="list-style-type: none"> • Life threatening PE 	Permanently discontinue MEKINIST.
<i>Ocular Toxicities</i>	
<ul style="list-style-type: none"> • Retinal pigment epithelial detachments (RPED) 	Withhold MEKINIST for up to 3 weeks. <ul style="list-style-type: none"> • If improved, resume MEKINIST at same or lower dose level. • If not improved, discontinue or resume at a lower dose.
<ul style="list-style-type: none"> • Retinal vein occlusion 	Permanently discontinue MEKINIST.

<i>Pulmonary</i>	
• Interstitial lung disease/pneumonitis	Permanently discontinue MEKINIST.
<i>Other</i>	
• Intolerable Grade 2 adverse reactions • Any Grade 3 adverse reactions	Withhold MEKINIST • If improved to Grade 0-1, resume at a lower dose level. • If not improved, permanently discontinue.
• First occurrence of any Grade 4 adverse reaction	• Withhold MEKINIST until adverse reaction improves to Grade 0-1. Then resume at a lower dose level. Or • Permanently discontinue.
• Recurrent Grade 4 adverse reaction	Permanently discontinue MEKINIST.

^a National Cancer Institute Common Terminology Criteria for Adverse Events (NCI CTCAE) version 4.0.

^b See Table 1 for recommended dose reductions of MEKINIST.

3 DOSAGE FORMS AND STRENGTHS

0.5 mg tablets: Yellow, modified oval, biconvex, film-coated tablets with ‘GS’ debossed on one face and ‘TFC’ on the opposing face.

2 mg tablets: Pink, round, biconvex, film-coated tablets with ‘GS’ debossed on one face and ‘HMJ’ on the opposing face.

4 CONTRAINDICATIONS

None.

5 WARNINGS AND PRECAUTIONS

Review the Full Prescribing Information for dabrafenib for information on the serious risks of dabrafenib prior to initiation of MEKINIST with dabrafenib.

5.1 New Primary Malignancies

New primary malignancies, cutaneous and non-cutaneous, can occur when MEKINIST is administered with dabrafenib.

Cutaneous Malignancies

In the COMBI-d study in patients with melanoma, the incidence of basal cell carcinoma in patients receiving MEKINIST and dabrafenib was 3.3% (7/209) compared with 6% (13/211) in patients receiving single-agent dabrafenib. The median time to first diagnosis of basal cell carcinoma was 5.1 months (range: 2.8 to 23.9 months) in the MEKINIST plus dabrafenib arm and was 4.4 months (range: 29 days to 16.5 months) in the dabrafenib arm. Among the 7 patients receiving MEKINIST with dabrafenib who developed basal cell carcinoma, 2 (29%) experienced more than one occurrence (range: 1 to 3).

Cutaneous squamous cell carcinomas (cuSCC) and keratoacanthoma occurred in 3% of patients receiving MEKINIST and dabrafenib and 10% of patients receiving single-agent dabrafenib. The median time to first diagnosis of cuSCC was 7.3 months (range: 1.8 to 16.8 months) in the MEKINIST plus dabrafenib arm and was 2 months (range: 9 days to 20.9 months) in the dabrafenib arm.

New primary melanoma occurred in 0.5% (1/209) of patients receiving MEKINIST and dabrafenib and in 1.9% (4/211) of patients receiving dabrafenib alone.

In Study BR113928 in patients with NSCLC, cuSCC occurred in 3.2% (3/93) of patients with NSCLC receiving MEKINIST plus dabrafenib with a time to onset of the first occurrence of 25 days, 3.5 months, and 12.3 months.

Perform dermatologic evaluations prior to initiation of MEKINIST when used with dabrafenib, every 2 months while on therapy, and for up to 6 months following discontinuation of the combination. No dose modifications of MEKINIST are recommended in patients who develop new primary cutaneous malignancies.

Non-Cutaneous Malignancies

Based on its mechanism of action, dabrafenib may promote growth and development of malignancies with activation of RAS through mutation or other mechanisms [refer to the *Full Prescribing Information for dabrafenib*]. In the COMBI-d study, non-cutaneous malignancies occurred in 1.4% (3/209) of patients receiving MEKINIST plus dabrafenib and in 2.8% (6/211) of patients receiving single-agent dabrafenib. In Study BRF113928, non-cutaneous malignancies occurred in 1.1% (1/93) of patients receiving MEKINIST with dabrafenib.

Monitor patients receiving MEKINIST and dabrafenib closely for signs or symptoms of non-cutaneous malignancies. No dose modification is required for MEKINIST in patients who develop non-cutaneous malignancies [see *Dosage and Administration (2.3)*].

5.2 Hemorrhage

Hemorrhages, including major hemorrhages defined as symptomatic bleeding in a critical area or organ, can occur with MEKINIST.

In the COMBI-d study, the incidence of hemorrhagic events in patients receiving MEKINIST and dabrafenib was 19% (40/209) compared with 15% (32/211) of patients receiving dabrafenib alone. Gastrointestinal hemorrhage occurred in 6% (12/209) of patients receiving MEKINIST in combination with dabrafenib compared with 2.8% (6/211) of patients receiving single-agent dabrafenib. In the COMBI-d study, 1.4% (3/209) of patients receiving MEKINIST and dabrafenib developed fatal intracranial hemorrhage compared with none of the patients receiving single-agent dabrafenib alone. In Study BRF113928, fatal hemorrhagic events occurred in 2.2% (2/93) of patients receiving MEKINIST with dabrafenib; these events were retroperitoneal hemorrhage and subarachnoid hemorrhage.

Permanently discontinue MEKINIST for all Grade 4 hemorrhagic events and for any Grade 3 hemorrhagic events that do not improve. Withhold MEKINIST for Grade 3 hemorrhagic events; if improved, resume at the next lower dose level.

5.3 Colitis and Gastrointestinal Perforation

Colitis and gastrointestinal perforation can occur with MEKINIST.

Colitis and gastrointestinal perforation, including fatal outcomes, have been reported in patients taking MEKINIST as a single-agent and when administered with dabrafenib. Across clinical trials of MEKINIST administered as a single agent (N = 329) and MEKINIST administered with dabrafenib (N = 559), colitis occurred in 0.6% of patients and gastrointestinal perforation occurred in 0.3% of patients.

Monitor patients closely for colitis and gastrointestinal perforations.

5.4 Venous Thromboembolism

Venous thromboembolism can occur with MEKINIST.

In the COMBI-d study, deep venous thrombosis (DVT) and pulmonary embolism (PE) occurred in 2.8% (6/209) of patients receiving MEKINIST and dabrafenib compared with 0.9% (2/211) of patients receiving single-agent dabrafenib. In Study BRF113928, DVT and PE occurred in 4.3% (4/93) of patients receiving MEKINIST and dabrafenib.

Advise patients to immediately seek medical care if they develop symptoms of DVT or PE, such as shortness of breath, chest pain, or arm or leg swelling. Permanently discontinue MEKINIST for life threatening PE. Withhold MEKINIST for uncomplicated DVT and PE for up to 3 weeks; if improved, MEKINIST may be resumed at a lower dose level [see *Dosage and Administration (2.3)*].

5.5 Cardiomyopathy

Cardiomyopathy, including cardiac failure, can occur with MEKINIST.

In clinical trials of MEKINIST, all patients were required to have an echocardiogram at baseline to document normal LVEF and repeat echocardiograms at Week 4, Week 12, and every 12 weeks thereafter.

In the METRIC study in patients with melanoma, cardiomyopathy [defined as cardiac failure, left ventricular dysfunction, or decreased left ventricular ejection fraction (LVEF)] occurred in 7% (14/211) of patients receiving MEKINIST; no chemotherapy-treated patient developed cardiomyopathy. The median time to onset of cardiomyopathy in patients receiving MEKINIST was 2.1 months (range: 16 days to 5.1 months); cardiomyopathy was identified within the first month of receiving MEKINIST in five of these 14 patients. Four percent of patients required discontinuation (4/211) and/or dose reduction (7/211) of MEKINIST. Cardiomyopathy resolved in 10 of these 14 (71%) patients.

Across clinical trials of MEKINIST as a single agent (N = 329), 11% of patients developed evidence of cardiomyopathy [decrease in LVEF below institutional lower limits of normal (LLN) with an absolute decrease in LVEF $\geq 10\%$ below baseline] and 5% demonstrated a decrease in LVEF below institutional LLN with an absolute decrease in LVEF of $\geq 20\%$ below baseline.

In the COMBI-d study, evidence of cardiomyopathy (decrease in LVEF below the institutional LLN with an absolute decrease in LVEF $\geq 10\%$ below baseline) occurred in 6% (12/206) of patients receiving MEKINIST and dabrafenib and in 2.9% (6/207) of patients receiving single-agent dabrafenib. The median time to onset of cardiomyopathy in patients receiving MEKINIST and dabrafenib was 8.2 months (range: 28 days to 24.9 months); cardiomyopathy was identified within the first month of receiving MEKINIST and dabrafenib in 2 of these 12 patients. In patients receiving MEKINIST and dabrafenib, cardiomyopathy resulted in dose interruption (4.4%), dose reduction (2.4%), and permanent discontinuation (1.5%) of MEKINIST. Cardiomyopathy resolved in 10 of 12 patients receiving MEKINIST and dabrafenib.

In Study BR113298, all patients were required to have an echocardiogram at baseline to document normal left ventricular ejection fraction (LVEF) and serial echocardiograms at Week 6, Week 15, and then every 9 weeks thereafter. Cardiomyopathy, defined as a decrease in LVEF below the institutional lower limit of normal with an absolute decrease in LVEF $>10\%$ below baseline, occurred in 9% (8/93) of patients receiving MEKINIST with dabrafenib. The median time to onset of cardiomyopathy was 6.7 months (range: 1.4 months to 14.1 months). Cardiomyopathy in patients receiving MEKINIST and dabrafenib resulted in dose interruption and permanent discontinuation of MEKINIST in 5% and 2.2%, respectively. Cardiomyopathy resolved in 4 of 8 patients receiving MEKINIST and dabrafenib.

Assess LVEF by echocardiogram or multigated acquisition (MUGA) scan before initiation of MEKINIST as a single agent or with dabrafenib, one month after initiation, and then at 2- to 3-month intervals while on treatment. Withhold MEKINIST for up to 4 weeks if absolute LVEF value decreases by 10% from pretreatment values and is less than the lower limit of normal. For symptomatic cardiomyopathy or persistent, asymptomatic LV dysfunction of $>20\%$ from baseline that is below LLN that does not resolve within 4 weeks, permanently discontinue MEKINIST [see *Dosage and Administration* (2.3)].

5.6 Ocular Toxicities

Retinal Vein Occlusion (RVO)

Across clinical trials with MEKINIST, the incidence of RVO was 0.2% (4/1,749). RVO may lead to macular edema, decreased visual function, neovascularization, and glaucoma.

Urgently (within 24 hours) perform ophthalmological evaluation for patient-reported loss of vision or other visual disturbances. Permanently discontinue MEKINIST in patients with documented RVO [see *Dosage and Administration* (2.3)].

Retinal Pigment Epithelial Detachment (RPED)

Retinal pigment epithelial detachment (RPED) can occur with MEKINIST administration. Retinal detachments may be bilateral and multifocal, occurring in the central macular region of the retina or elsewhere in the retina. In melanoma and NSCLC trials, routine monitoring of patients to detect asymptomatic RPED was not conducted; therefore, the true incidence of this finding is unknown.

Perform ophthalmological evaluation periodically and at any time a patient reports visual disturbances. Withhold MEKINIST if RPED is diagnosed. If resolution of the RPED is documented on repeat ophthalmological evaluation within 3 weeks, resume MEKINIST. Reduce the dose or discontinue MEKINIST if no improvement after 3 weeks [*see Dosage and Administration (2.3)*].

5.7 Interstitial Lung Disease

In clinical trials of single-agent MEKINIST (N = 329), ILD or pneumonitis occurred in 2% of patients. In the METRIC study, 2.4% (5/211) of patients treated with MEKINIST developed ILD or pneumonitis; all five patients required hospitalization. The median time to first presentation of ILD or pneumonitis was 5.3 months (range: 2 to 5.7 months). In the COMBI-d study, 1.0% (2/209) of patients receiving MEKINIST and dabrafenib developed pneumonitis compared with none of the patients receiving single-agent dabrafenib. In Study BRF113928, 2.2% (2/93) of patients receiving MEKINIST and dabrafenib developed pneumonitis.

Withhold MEKINIST in patients presenting with new or progressive pulmonary symptoms and findings including cough, dyspnea, hypoxia, pleural effusion, or infiltrates, pending clinical investigations. Permanently discontinue MEKINIST for patients diagnosed with treatment-related ILD or pneumonitis [*see Dosage and Administration (2.3)*].

5.8 Serious Febrile Reactions

Serious febrile reactions and fever of any severity accompanied by hypotension, rigors or chills, dehydration, or renal failure, can occur when MEKINIST is administered with dabrafenib.

Fever (serious and non-serious) occurred in 57% (119/209) of patients with melanoma receiving MEKINIST and dabrafenib and in 33% (69/211) of patients receiving dabrafenib alone in the COMBI-d study. The median time to initial onset of fever was 1.2 months (range: 1 day to 23.5 months) with a median duration of fever of 3 days (range: 1 day to 1.7 months) on the MEKINIST plus dabrafenib arm compared with a median time to initial onset of fever of 20 days (range: 1 day to 22.9 months) and median duration of fever of 3 days (range: 1 day to 1.9 months) on the dabrafenib arm. Approximately one-half of the patients who received MEKINIST and dabrafenib and experienced pyrexia had three or more discrete episodes.

Across clinical trials of MEKINIST administered with dabrafenib in patients with melanoma, serious febrile reactions or fever of any severity complicated by severe rigors/chills, hypotension, dehydration, renal failure, or syncope, occurred in 17% (93/559) of patients receiving MEKINIST and dabrafenib. Fever was complicated by severe chills/rigors in 0.4% (2/559), dehydration in 1.8% (10/559), renal failure in 0.5% (3/559), and syncope in 0.7% (4/559) of patients.

Withhold MEKINIST for fever higher than 104°F or for serious febrile reactions or fever accompanied by hypotension, rigors or chills, dehydration, or renal failure, and evaluate for signs and symptoms of infection. Monitor serum creatinine and other evidence of renal function during and following severe pyrexia. Refer to Table 2 for recommended dose modifications for adverse reactions [*see Dosage and Administration (2.3)*]. Administer antipyretics as secondary prophylaxis when resuming MEKINIST if patient had a prior episode of severe febrile reaction or fever associated with complications. Administer corticosteroids (e.g., prednisone 10 mg daily) for at least 5 days for second or subsequent pyrexia if temperature does not return to baseline within 3 days of onset of pyrexia, or for pyrexia associated with complications such as dehydration, hypotension renal failure, or severe chills/rigors, and there is no evidence of active infection.

5.9 Serious Skin Toxicity

Serious skin toxicity can occur with MEKINIST.

In the METRIC study, the overall incidence of any skin toxicity, the most common of which were rash, dermatitis acneiform rash, palmar-plantar erythrodysesthesia syndrome, and erythema, was 87% in patients receiving MEKINIST and 13% in chemotherapy-treated patients. Severe skin toxicity occurred in 12% of patients treated with MEKINIST. Skin toxicity requiring hospitalization occurred in 6% of patients treated with MEKINIST, most commonly for secondary infections of the skin requiring intravenous antibiotics or severe skin toxicity without secondary infection. In comparison, no patients treated with chemotherapy required hospitalization for severe skin toxicity or infections of the skin. The median time to initial onset of skin toxicity in patients treated with MEKINIST was 15 days (range: 1 day to 7.3 months) and median time to resolution of skin toxicity was 1.6 months (range: 1 day to 9.3 months). Reductions in the dose of MEKINIST were required in 12% and permanent discontinuation of MEKINIST was required in 1% of patients with skin toxicity.

In the COMBI-d study, the overall incidence of any skin toxicity was 55% for patients receiving MEKINIST and dabrafenib compared with 55% for patients receiving single-agent dabrafenib. No serious or severe cases of skin toxicity occurred in patients treated with MEKINIST and dabrafenib. The median time to initial onset of skin toxicity for patients receiving MEKINIST with dabrafenib was 1.9 months (range: 1 day to 22.1 months) and median time to resolution of skin toxicity for patients receiving MEKINIST with dabrafenib was 1.2 months (range: 1 day to 24.4 months). Reductions in the dose of MEKINIST were required in 5% of patients receiving MEKINIST and dabrafenib and no patients required permanent discontinuation of MEKINIST for skin toxicity.

Across clinical trials of MEKINIST administered with dabrafenib (N = 559) in patients with melanoma, serious skin toxicity occurred in 0.7% (4/559) of patients.

Withhold MEKINIST for intolerable or severe skin toxicity. Resume MEKINIST at reduced doses in patients with improvement or recovery from skin toxicity within 3 weeks [see *Dosage and Administration (2.3)*].

5.10 Hyperglycemia

Hyperglycemia requiring an increase in the dose of, or initiation of insulin or oral hypoglycemic agent therapy can occur when MEKINIST is administered with dabrafenib.

In the COMBI-d study, 27% (4/15) of patients with a history of diabetes who received MEKINIST and dabrafenib and 13% (2/16) of patients with a history of diabetes who received single-agent dabrafenib required more intensive hypoglycemic therapy. Grade 3 and Grade 4 hyperglycemia based on laboratory values occurred in 5% (11/208) and 0.5% (1/208) of patients receiving MEKINIST and dabrafenib, respectively, compared with 4.3% (9/209) for Grade 3 hyperglycemia and no patients with Grade 4 hyperglycemia for patients receiving single-agent dabrafenib.

Monitor serum glucose levels upon initiation and as clinically appropriate when MEKINIST is administered with dabrafenib in patients with pre-existing diabetes or hyperglycemia.

5.11 Embryo-Fetal Toxicity

Based on findings from animal studies and its mechanism of action, MEKINIST can cause fetal harm when administered to a pregnant woman. Trametinib was embryotoxic and abortifacient in rabbits at doses greater than or equal to those resulting in exposures approximately 0.3 times the human exposure at the recommended clinical dose. If MEKINIST is used during pregnancy, or if the patient becomes pregnant while taking MEKINIST, advise the patient of the potential risk to a fetus [see *Use in Specific Populations (8.1)*].

Advise female patients of reproductive potential to use effective contraception during treatment with MEKINIST and for 4 months after treatment. Advise patients to contact their healthcare provider if they become pregnant, or if pregnancy is suspected, while taking MEKINIST [see *Use in Specific Populations (8.1, 8.3)*].

6 ADVERSE REACTIONS

The following adverse reactions are discussed in greater detail in another section of the label:

- New Primary Malignancies [*see Warnings and Precautions (5.1)*]
- Hemorrhage [*see Warnings and Precautions (5.2)*]
- Colitis and Gastrointestinal Perforation [*see Warnings and Precautions (5.3)*]
- Venous Thromboembolism [*see Warnings and Precautions (5.4)*]
- Cardiomyopathy [*see Warnings and Precautions (5.5)*]
- Ocular Toxicities [*see Warnings and Precautions (5.6)*]
- Interstitial Lung Disease [*see Warnings and Precautions (5.7)*]
- Serious Febrile Reactions [*see Warnings and Precautions (5.8)*]
- Serious Skin Toxicity [*see Warnings and Precautions (5.9)*]
- Hyperglycemia [*see Warnings and Precautions (5.10)*]

6.1 Clinical Trials Experience

Because clinical trials are conducted under widely varying conditions, adverse reaction rates observed in the clinical trials of a drug cannot be directly compared to rates in the clinical trials of another drug and may not reflect the rates observed in practice.

The data described in the Warnings and Precautions section reflect exposure to MEKINIST administered as a single agent in 329 patients with various solid tumors and exposure to MEKINIST administered with dabrafenib in 559 patients with melanoma and 93 patients with NSCLC. MEKINIST as a single agent was evaluated in 329 patients including 107 (33%) exposed for greater than or equal to 6 months and 30 (9%) exposed for greater than or equal to one year. MEKINIST as a single agent was studied in open-label, single-arm trials (N = 118) and in an open-label, randomized, active-controlled trial (N = 211; the METRIC study). The median age was 54 years, 60% were male, >99% were White, and all patients had metastatic melanoma. All patients received 2 mg once-daily doses of MEKINIST.

Unresectable or Metastatic BRAF V600E Mutation Positive Melanoma

MEKINIST Administered as a Single Agent

Table 3 presents adverse reactions identified from analyses of the METRIC study, a randomized, open-label trial of patients with BRAF V600E or V600K mutation-positive melanoma receiving MEKINIST (N = 211) 2 mg orally once daily or chemotherapy (N = 99) (either dacarbazine 1,000 mg/m² every 3 weeks or paclitaxel 175 mg/m² every 3 weeks) [*see Clinical Studies (14.1)*]. Patients with abnormal LVEF, history of acute coronary syndrome within 6 months, or current evidence of Class II or greater congestive heart failure (New York Heart Association) were excluded. The median duration of treatment with MEKINIST was 4.3 months. In this study, 9% of patients receiving MEKINIST experienced adverse reactions resulting in permanent discontinuation of trial medication. The most common adverse reactions resulting in permanent discontinuation of MEKINIST were decreased left ventricular ejection fraction (LVEF), pneumonitis, renal failure, diarrhea, and rash. Adverse reactions led to dose reductions in 27% of patients treated with MEKINIST. Rash and decreased LVEF were the most common reasons cited for dose reductions of MEKINIST.

Table 3. Selected Adverse Reactions Occurring in $\geq 10\%$ of Patients Receiving MEKINIST in the METRIC Study and at a Higher Incidence ($\geq 5\%$) than in the Chemotherapy Arm or $\geq 2\%$ (Grades 3 or 4) Adverse Reactions

Adverse Reactions	MEKINIST N = 211		Chemotherapy N = 99	
	All Grades ^a	Grades 3 and 4 ^b	All Grades ^a	Grades 3 and 4 ^b
Skin and subcutaneous tissue				
Rash	57	8	10	0
Acneiform dermatitis	19	<1	1	0
Dry skin	11	0	0	0
Pruritus	10	2	1	0
Paronychia	10	0	1	0
Gastrointestinal				
Diarrhea	43	0	16	2
Stomatitis ^c	15	2	2	0
Abdominal pain ^d	13	1	5	1
Vascular				
Lymphedema ^e	32	1	4	0
Hypertension	15	12	7	3
Hemorrhage ^f	13	<1	0	0

^a National Cancer Institute Common Terminology Criteria for Adverse Events, version 4.0.

^b Grade 4 adverse reactions limited to rash (n = 1) in trametinib arm and diarrhea (n = 1) in chemotherapy arm.

^c Includes stomatitis, aphthous stomatitis, mouth ulceration, and mucosal inflammation.

^d Includes abdominal pain, lower abdominal pain, upper abdominal pain, and abdominal tenderness.

^e Includes lymphedema, edema, and peripheral edema.

^f Includes epistaxis, gingival bleeding, hematochezia, rectal hemorrhage, melena, vaginal hemorrhage, hemorrhoidal hemorrhage, hematuria, and conjunctival hemorrhage.

Other clinically important adverse reactions observed in less than or equal to 10% of patients (N = 329) treated with MEKINIST were:

Cardiac Disorders: Bradycardia

Gastrointestinal Disorders: Dry mouth

Infections and Infestations: Folliculitis, rash pustular, cellulitis

Musculoskeletal and Connective Tissue Disorders: Rhabdomyolysis

Nervous System Disorders: Dizziness, dysgeusia

Ocular Disorders: Blurred vision, dry eye

Table 4. Percent-Patient Incidence of Laboratory Abnormalities Occurring at a Higher Incidence in Patients Treated with MEKINIST in the METRIC Study [Between-arm Difference of $\geq 5\%$ (All Grades) or $\geq 2\%$ (Grades 3 or 4)^a]

Test	MEKINIST N = 211		Chemotherapy N = 99	
	All Grades	Grades 3 and 4	All Grades	Grades 3 and 4
Increased aspartate aminotransferase (AST)	60	2	16	1
Hypoalbuminemia	42	2	23	1
Increased alanine aminotransferase (ALT)	39	3	20	3
Anemia	38	2	26	3
Increased alkaline phosphatase	24	2	18	3

^a No Grade 4 events were reported in either treatment arm.

MEKINIST Administered with Dabrafenib

The safety of MEKINIST, administered with dabrafenib, was evaluated in 559 patients with previously untreated, unresectable or metastatic, BRAF V600 mutation-positive melanoma who received MEKINIST in two trials, the COMBI-d study (n = 209), a multicenter, double-blind, randomized (1:1), active-controlled trial and the COMBI-v study (n = 350), a multicenter, open-label, randomized (1:1), active-controlled trial. In both trials, patients received MEKINIST 2 mg orally once daily and dabrafenib 150 mg orally twice daily until disease progression or unacceptable toxicity. The trials excluded patients with abnormal left ventricular ejection fraction, history of acute coronary syndrome within 6 months, history of Class II or greater congestive heart failure (New York Heart Association), history of RVO or RPED, QTcB interval ≥ 480 msec, uncontrolled hypertension, uncontrolled arrhythmias, active brain metastases, or known history of G6PD deficiency.

Among these 559 patients, 197 (35%) were exposed to MEKINIST for >6 months to 12 months while 185 (33%) were exposed to MEKINIST for >1 year. The median age was 55 years (range: 18 to 91), 57% were male, and 98% were White, 72% had baseline ECOG performance status 0 and 28% had ECOG performance status 1, 64% had M1c stage disease, 35% had elevated LDH at baseline, and 0.5% had a history of brain metastases.

The most commonly occurring adverse reactions ($\geq 20\%$) for MEKINIST in patients receiving MEKINIST plus dabrafenib were: pyrexia, nausea, rash, chills, diarrhea, vomiting, hypertension, and peripheral edema.

The demographics and baseline tumor characteristics of patients enrolled in the COMBI-d study are summarized in Clinical Studies [see *Clinical Studies (14.1)*]. Patients receiving MEKINIST plus dabrafenib had a median duration of exposure of 11 months (range: 3 days to 30 months) to MEKINIST. Among the 209 patients receiving MEKINIST plus dabrafenib, 26% were exposed to MEKINIST for >6 months to 12 months while 46% were exposed to MEKINIST for >1 year.

In the COMBI-d study, adverse reactions leading to discontinuation of MEKINIST occurred in 11% of patients receiving MEKINIST plus dabrafenib; the most common were pyrexia (1.4%) and decreased ejection fraction (1.4%). Adverse reactions leading to dose reductions of MEKINIST occurred in 18% of patients receiving MEKINIST plus dabrafenib; the most common were pyrexia (2.9%), neutropenia (1.9%), decreased ejection fraction (1.9%), and rash (1.9%). Adverse reactions leading to dose interruptions of MEKINIST occurred in 46% of patients receiving MEKINIST plus dabrafenib; the most common were pyrexia (18%), chills (7%), vomiting (6%) and decreased ejection fraction (4.8%).

Table 5 and Table 6 present selected adverse drug reactions and laboratory abnormalities, respectively, of MEKINIST observed in the COMBI-d study.

Table 5. Incidence of Adverse Reactions Occurring in $\geq 10\%$ (All Grades) of Patients Receiving MEKINIST with Dabrafenib and at a Higher Incidence* than in Patients Receiving Single-Agent Dabrafenib in the COMBI-d Study^a

Adverse Reactions	Pooled MEKINIST plus Dabrafenib N = 559		COMBI-d Study			
			MEKINIST plus Dabrafenib N = 209		Dabrafenib N = 211	
	All Grades (%)	Grades 3 and 4 (%)	All Grades (%)	Grades 3 and 4 (%)	All Grades (%)	Grades 3 and 4 (%)
General disorders and administrative site conditions						
Pyrexia	54	5	57	7	33	1.9
Chills	31	0.5	31	0	17	0.5
Edema peripheral ^b	21	0.7	25	1.4	11	0.5
Gastrointestinal						
Nausea	35	0.4	34	0.5	27	1.4
Diarrhea	31	1.3	30	1.4	16	0.9
Vomiting	27	1.1	25	1.0	14	0.5
Abdominal pain ^c	18	0.9	26	1.0	14	2.4
Nervous system						
Dizziness	11	0.2	14	0	7	0
Vascular						
Hypertension	26	11	25	6	16	6
Hemorrhage ^d	18	2.0	19	1.9	15	1.9
Skin						
Rash ^e	32	1.1	42	0	27	1.4

* $\geq 5\%$ for All Grades or $\geq 2\%$ for Grades 3–4 incidence in patients receiving MEKINIST with dabrafenib compared with patients receiving dabrafenib as a single agent

^a National Cancer Institute Common Terminology Criteria for Adverse Events, version 4.0.

^b Includes peripheral edema, edema, lymphedema, localized edema, and generalized edema.

^c Includes abdominal pain, upper abdominal pain, lower abdominal pain, and abdominal discomfort.

^d Most common events ($\geq 1\%$) include epistaxis, hematochezia, decreased hemoglobin, purpura, and rectal hemorrhage. Grade 4 events were limited to hepatic hematoma and duodenal ulcer hemorrhage (each n = 1 in the pooled combination arm).

^e Includes rash, generalized rash, pruritic rash, erythematous rash, papular rash, vesicular rash, macular rash, maculo-papular, and folliculitis rash.

Other clinically important adverse reactions for MEKINIST observed in less than 10% of patients receiving MEKINIST in combination with dabrafenib (N = 559) were:

Cardiac Disorders: Bradycardia

Musculoskeletal Disorders: Rhabdomyolysis

Table 6. Treatment-Emergent Laboratory Abnormalities Occurring at $\geq 10\%$ (All Grades) of Patients Receiving MEKINIST with Dabrafenib and at a Higher Incidence* than in Patients Receiving Single-Agent Dabrafenib in the COMBI-d Study

Test	COMBI-d Study					
	Pooled MEKINIST plus Dabrafenib N = 559 ^a		MEKINIST plus Dabrafenib N = 209 ^b		Dabrafenib N = 211 ^b	
	All Grades (%)	Grades 3 and 4 ^c (%)	All Grades (%)	Grades 3 and 4 ^c (%)	All Grades (%)	Grades 3 and 4 ^c (%)
Hematology						
Neutropenia	46	7	50	6	16	1.9
Anemia	43	2.3	43	2.4	38	4.3
Lymphopenia	32	8	38	9	28	7
Thrombocytopenia	21	0.7	19	0.5	10	0.5
Liver Function Tests						
Increased AST	59	4.1	60	4.3	21	1.0
Increased blood alkaline phosphatase	49	2.7	50	1.0	25	0.5
Increased ALT	48	4.5	44	3.8	28	1.0
Chemistry						
Hyperglycemia	60	4.7	65	6	57	4.3
Hypoalbuminemia	48	1.1	53	1.4	27	0
Hyponatremia	25	8	24	6	14	2.9

* $\geq 5\%$ for All Grades or $\geq 2\%$ for Grades 3–4 incidence in patients receiving MEKINIST with dabrafenib compared with patients receiving dabrafenib as a single agent

AST = Aspartate aminotransferase; ALT = Alanine aminotransferase.

^a For these laboratory tests the denominator is 556.

^b For these laboratory tests the denominator is 208 for the combination arm, 207–209 for the dabrafenib arm.

^c Grade 4 adverse reactions limited to lymphopenia and hyperglycemia (each n = 4), increased ALT and increased AST (each n = 3), neutropenia (n = 2), and hyponatremia (n = 1), in the pooled combination arm; neutropenia, lymphopenia, increased ALT, increased AST, hyperglycemia (each n = 1) in the COMBI-d study combination arm; neutropenia, thrombocytopenia, increased ALT, and increased AST (each n = 1) in the dabrafenib arm.

Metastatic, BRAF V600E Mutation-Positive NSCLC

The safety of MEKINIST when administered with dabrafenib was evaluated in 93 patients with previously untreated (n = 36) and previously treated (n = 57) metastatic BRAF V600E mutation-positive NSCLC in a multicenter, multi-cohort, non-randomized, open-label trial (Study BR113928). Patients received MEKINIST 2 mg orally once daily and dabrafenib 150 mg orally twice daily until disease progression or unacceptable toxicity. The trial excluded patients with abnormal left ventricular ejection fraction, history of acute coronary syndrome within 6 months, history of Class II or greater congestive heart failure (New York Heart Association), QTc interval ≥ 480 msec, treatment refractory hypertension, uncontrolled arrhythmias, active brain metastases, history of interstitial lung disease or pneumonitis, or history or current retinal vein occlusion [see *Clinical Studies (14.2)*].

Among these 93 patients, 53 (57%) were exposed to MEKINIST and dabrafenib for >6 months and 27 (29%) were exposed to MEKINIST and dabrafenib for ≥ 1 year. The median age was 65 years (range: 41 to 91), 46% were male, 85% were White; 32% had baseline ECOG performance status 0 and 61% had ECOG performance status 1; 98% had non-squamous histology; and 12% were current smokers, 60% were former smokers, and 28% had never smoked.

The most commonly occurring adverse reactions ($\geq 20\%$) in these 93 patients were: pyrexia, fatigue, nausea, vomiting, diarrhea, dry skin, decreased appetite, edema, rash, chills, hemorrhage, cough, and dyspnea.

Adverse reactions resulting in discontinuation of MEKINIST occurred in 19% of patients; the most common were pyrexia (2.2%), ejection fraction decreased (2.2%), and respiratory distress (2.2%). Adverse reactions leading to dose reductions of MEKINIST occurred in 30% of patients receiving MEKINIST plus dabrafenib; the most common were pyrexia (5%), nausea (4.3%), vomiting (4.3%), diarrhea (3.2%), and neutropenia (3.2%). Adverse reactions leading to dose interruptions of MEKINIST occurred in 57% of patients receiving MEKINIST plus dabrafenib; the most common were pyrexia (16%), vomiting (10%), neutropenia (8%), nausea (5%), and ejection fraction decreased (5%).

Table 7 and Table 8 present adverse drug reactions and laboratory abnormalities, respectively, of MEKINIST in Study BRF113928.

Table 7. Adverse Reactions Occurring in $\geq 20\%$ (All Grades) of Patients Treated with MEKINIST plus Dabrafenib in Study BRF113928^a

Adverse Reactions	MEKINIST plus Dabrafenib N = 93	
	All Grades (%)	Grades 3 and 4 ^b (%)
General		
Pyrexia	55	5
Fatigue ^b	51	5
Edema ^c	28	0
Chills	23	1.1
Gastrointestinal		
Nausea	45	0
Vomiting	33	3.2
Diarrhea	32	2.2
Decreased appetite	29	0
Respiratory system		
Cough	22	0
Dyspnea	20	5
Skin		
Dry skin	31	1.1
Rash ^d	28	3.2
Vascular		
Hemorrhage ^e	23	3.2

^a NCI CTCAE version 4.0.

^b Includes fatigue, malaise, and asthenia.

^c Includes peripheral edema, edema, and generalized edema.

^d Includes rash, rash generalized, rash papular, rash macular, rash maculo-papular, and rash pustular.

^e Includes hemoptysis, hematoma, epistaxis, purpura, hematuria, subarachnoid hemorrhage, gastric hemorrhage, urinary bladder hemorrhage, contusion, hematochezia, injection site hemorrhage, pulmonary hemorrhage, and retroperitoneal hemorrhage.

Table 8. Treatment-Emergent Laboratory Abnormalities Occurring in $\geq 20\%$ (All Grades) of Patients Receiving MEKINIST plus Dabrafenib in Study BRF113928

Test	MEKINIST plus Dabrafenib N = 93	
	All Grades (%)	Grades 3 and 4 (%)
Hematology^a		
Leukopenia	48	8
Anemia	46	10
Neutropenia	44	8
Lymphopenia	42	14
Liver Function Tests^b		
Increased blood alkaline phosphatase	64	0
Increased AST	61	4.4
Increased ALT	32	6
Chemistry^b		
Hyperglycemia	71	9
Hyponatremia	57	17
Hypophosphatemia	36	7
Increased creatinine	21	1.1

^a For these laboratory tests the denominator is 91.

^b For these laboratory tests the denominator is 90.

7 DRUG INTERACTIONS

No formal clinical trials have been conducted to evaluate human cytochrome P450 (CYP) enzyme-mediated drug interactions with trametinib [see *Clinical Pharmacology (12.3)*].

8 USE IN SPECIFIC POPULATIONS

8.1 Pregnancy

Risk Summary

Based on its mechanism of action and findings from animal reproduction studies, MEKINIST can cause fetal harm when administered to a pregnant woman [see *Clinical Pharmacology (12.1)*]. There is insufficient data in pregnant women exposed to MEKINIST to assess the risks. Trametinib was embryotoxic and abortifacient in rabbits at doses greater than or equal to those resulting in exposures approximately 0.3 times the human exposure at the recommended clinical dose [see *Data*]. If MEKINIST is used during pregnancy, or if the patient becomes pregnant while taking MEKINIST, advise the patient of the potential risk to the fetus.

In the U.S. general population, the estimated background risk of major birth defects and miscarriage in clinically recognized pregnancies is 2-4% and 15-20%, respectively.

Data

Animal Data: In reproductive toxicity studies, administration of trametinib to rats during the period of organogenesis resulted in decreased fetal weights at doses greater than or equal to 0.031 mg/kg/day (approximately 0.3 times the human exposure based on AUC at the recommended dose). In rats, at a dose resulting in exposures 1.8-fold higher than the human exposure at the recommended dose, there was maternal toxicity and an increase in post-implantation loss.

In pregnant rabbits, administration of trametinib during the period of organogenesis resulted in decreased fetal body weight and increased incidence of variations in ossification at doses greater than or equal to 0.039 mg/kg/day (approximately 0.08 times the human exposure at the recommended dose based on AUC). In rabbits administered trametinib at 0.15 mg/kg/day (approximately 0.3 times the human exposure at the recommended dose based on AUC) there was an increase in post-implantation loss, including total loss of pregnancy, compared with control animals.

8.2 Lactation

Risk Summary

There are no data on the presence of trametinib in human milk, or the effects of trametinib on the breastfed infant, or on milk production. Because of the potential for serious adverse reactions in breastfed infants from MEKINIST, advise women not to breastfeed during treatment with MEKINIST and for 4 months following the last dose.

8.3 Females and Males of Reproductive Potential

Based on its mechanism of action and findings from animal reproduction studies, MEKINIST can cause fetal harm when administered to pregnant women [*see Use in Specific Populations (8.1)*].

Contraception

Females: Advise female patients of reproductive potential to use effective contraception during treatment with MEKINIST and for 4 months after the last dose. Advise patients to contact their healthcare provider if they become pregnant, or if pregnancy is suspected, while taking MEKINIST.

Infertility

Females: Advise female patients of reproductive potential that MEKINIST may impair fertility. Increased follicular cysts and decreased corpora lutea were observed in female rats at dose exposures equivalent to 0.3 times the human exposure at the recommended dose [*see Nonclinical Toxicology (13.1)*].

8.4 Pediatric Use

The safety and effectiveness of MEKINIST as a single agent or in combination with dabrafenib have not been established in pediatric patients.

Juvenile Animal Data

In a repeat-dose toxicity study in juvenile rats, decreased bone length and corneal dystrophy were observed at doses resulting in exposures as low as 0.3 times the human exposure at the recommended adult dose based on AUC. Additionally, a delay in sexual maturation was noted at doses resulting in exposures as low as 1.6 times the human exposure at the recommended adult dose based on AUC.

8.5 Geriatric Use

Clinical trials of MEKINIST as a single agent did not include sufficient numbers of subjects aged 65 and older to determine whether they respond differently from younger subjects.

Of the 559 patients with melanoma randomized to receive MEKINIST plus dabrafenib in clinical trials, 24% were aged 65 years and older and 6% patients aged 75 years and older. No overall differences in the effectiveness of MEKINIST plus dabrafenib were observed in elderly patients as compared to younger patients. The incidences of peripheral edema (26% vs. 12%) and anorexia (21% vs. 9%) increased in elderly patients as compared to younger patients.

Clinical studies of MEKINIST in NSCLC did not include sufficient numbers of subjects aged 65 and over to determine whether they respond differently from younger subjects.

8.6 Hepatic Impairment

No dedicated clinical trial has been conducted to evaluate the effect of hepatic impairment on the pharmacokinetics of trametinib. No dose adjustment is recommended in patients with mild hepatic impairment based on a population pharmacokinetic analysis [see *Clinical Pharmacology (12.3)*].

The appropriate dose of MEKINIST has not been established in patients with moderate or severe hepatic impairment.

8.7 Renal Impairment

No formal clinical trial has been conducted to evaluate the effect of renal impairment on the pharmacokinetics of trametinib. No dose adjustment is recommended in patients with mild or moderate renal impairment based on a population pharmacokinetic analysis [see *Clinical Pharmacology (12.3)*]. The appropriate dose of MEKINIST has not been established in patients with severe renal impairment.

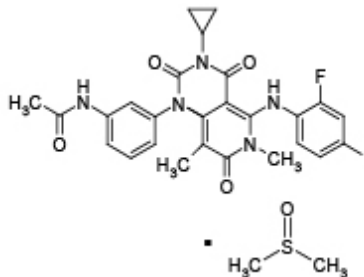
10 OVERDOSAGE

The highest doses of MEKINIST evaluated in clinical trials were 4 mg orally once daily and 10 mg administered orally once daily on 2 consecutive days followed by 3 mg once daily. In seven patients treated on one of these two schedules, there were two cases of retinal pigment epithelial detachments for an incidence of 28%.

Since trametinib is highly bound to plasma proteins, hemodialysis is likely to be ineffective in the treatment of overdose with MEKINIST.

11 DESCRIPTION

Trametinib dimethyl sulfoxide is a kinase inhibitor. The chemical name is acetamide, N-[3-[3-cyclopropyl-5-[(2-fluoro-4-iodophenyl)amino]-3,4,6,7-tetrahydro-6,8-dimethyl-2,4,7-trioxopyrido[4,3-d]pyrimidin-1(2H)-yl]phenyl]-, compound with 1,1'-sulfanylbis[methane] (1:1). It has a molecular formula $C_{26}H_{23}FIN_5O_4 \cdot C_2H_6OS$ with a molecular mass of 693.53. Trametinib dimethyl sulfoxide has the following chemical structure:



Trametinib dimethyl sulfoxide is a white to almost white powder. It is practically insoluble in the pH range of 2 to 8 in aqueous media.

MEKINIST (trametinib) tablets are supplied as 0.5 mg and 2 mg tablets for oral administration. Each 0.5 mg tablet contains 0.5635 mg trametinib dimethyl sulfoxide equivalent to 0.5 mg of trametinib non-solvated parent. Each 2 mg tablet contains 2.254 mg trametinib dimethyl sulfoxide equivalent to 2 mg of trametinib non-solvated parent.

The inactive ingredients of MEKINIST tablets are: **Tablet Core:** colloidal silicon dioxide, croscarmellose sodium, hypromellose, magnesium stearate (vegetable source), mannitol, microcrystalline cellulose, sodium lauryl sulfate. **Coating:** hypromellose, iron oxide red (2 mg tablets), iron oxide yellow (0.5 mg tablets), polyethylene glycol, polysorbate 80 (2 mg tablets), titanium dioxide.

12 CLINICAL PHARMACOLOGY

12.1 Mechanism of Action

Trametinib is a reversible inhibitor of mitogen-activated extracellular signal-regulated kinase 1 (MEK1) and MEK2 activation and of MEK1 and MEK2 kinase activity. MEK proteins are upstream regulators of the

extracellular signal-related kinase (ERK) pathway, which promotes cellular proliferation. BRAF V600E mutations result in constitutive activation of the BRAF pathway which includes MEK1 and MEK2. Trametinib inhibits cell growth of various BRAF V600 mutation-positive tumors in vitro and in vivo.

Trametinib and dabrafenib target two different kinases in the RAS/RAF/MEK/ERK pathway. Use of trametinib and dabrafenib in combination resulted in greater growth inhibition of BRAF V600 mutation-positive tumor cell lines in vitro and prolonged inhibition of tumor growth in BRAF V600 mutation positive tumor xenografts compared with either drug alone.

12.2 Pharmacodynamics

Administration of 1 mg and 2 mg MEKINIST to patients with BRAF V600 mutation-positive melanoma resulted in dose-dependent changes in tumor biomarkers including inhibition of phosphorylated ERK, inhibition of Ki67 (a marker of cell proliferation), and increases in p27 (a marker of apoptosis).

Cardiac Electrophysiology

The heart rate-corrected QT (QTc) prolongation potential of trametinib was assessed in a dedicated study in 32 patients who received placebo on day 1 and MEKINIST 2 mg once daily on days 2-14 followed by MEKINIST 3 mg on day 15. No clinically relevant QTc prolongation was detected in the study.

In clinical trials in patients receiving MEKINIST plus dabrafenib, QTc prolongation >500 ms occurred in 0.8% (2/264) of patients, and QTc increased by >60 ms from baseline in 3.8% (10/264) of patients.

12.3 Pharmacokinetics

The pharmacokinetics (PK) of trametinib were characterized following single- and repeat-oral administration in patients with solid tumors and BRAF V600 mutation-positive metastatic melanoma.

Absorption

After oral administration of MEKINIST, the median time to achieve peak plasma concentrations (T_{max}) is 1.5 hours post-dose. The mean absolute bioavailability of a single 2 mg oral dose of MEKINIST is 72%. The increase in C_{max} was dose proportional after a single dose of 0.125 to 10 mg while the increase in AUC was greater than dose proportional. After repeat doses of 0.125 to 4 mg daily, both C_{max} and AUC increase proportionally with dose. Inter-subject variability in AUC and C_{max} at steady state is 22% and 28%, respectively.

Administration of a single dose of MEKINIST with a high-fat, high-calorie meal decreased trametinib AUC by 24%, C_{max} by 70%, and delayed T_{max} by approximately 4 hours as compared with fasted conditions [*see Dosage and Administration (2.2)*].

Distribution

Trametinib is 97.4% bound to human plasma proteins. The apparent volume of distribution (V_c/F) is 214 L.

Metabolism

Trametinib is metabolized predominantly via deacetylation alone or with mono-oxygenation or in combination with glucuronidation biotransformation pathways in vitro. Deacetylation is mediated by carboxylesterases (i.e., carboxylesterase 1b/c and 2) and may also be mediated by other hydrolytic enzymes.

Following a single dose of [^{14}C]-trametinib, approximately 50% of circulating radioactivity is represented as the parent compound. However, based on metabolite profiling after repeat dosing of trametinib, $\geq 75\%$ of drug-related material in plasma is the parent compound.

Elimination

The estimated elimination half-life of trametinib based on the population PK model is 3.9 to 4.8 days. The apparent clearance is 4.9 L/h.

Following oral administration of [¹⁴C]-trametinib, greater than 80% of excreted radioactivity was recovered in the feces while less than 20% of excreted radioactivity was recovered in the urine with less than 0.1% of the excreted dose as parent.

Specific Populations

Age, Body Weight, and Gender: Based on a population pharmacokinetic analysis, age, sex, and body weight do not have a clinically important effect on the exposure of trametinib. There are insufficient data to evaluate potential differences in the exposure of trametinib by race or ethnicity.

Hepatic Impairment: Based on a population pharmacokinetic analysis in 64 patients with mild hepatic impairment (total bilirubin \leq ULN and AST $>$ ULN or total bilirubin greater than 1.0 to 1.5 x ULN and any AST), mild hepatic impairment has no clinically important effect on the systemic exposure of trametinib. The pharmacokinetics of trametinib have not been studied in patients with moderate or severe hepatic impairment [see *Use in Specific Populations (8.6)*].

Renal Impairment: As renal excretion of trametinib is low (less than 20%), renal impairment is unlikely to have a clinically important effect on the exposure of trametinib. Based on a population PK analysis in 223 patients with mild renal impairment (GFR 60 to 89 mL/min/1.73 m²) and 35 patients with moderate renal impairment (GFR 30 to 59 mL/min/1.73 m²), mild and moderate renal impairment have no clinically important effects on the systemic exposure of trametinib. The pharmacokinetics of trametinib have not been studied in patients with severe renal impairment [see *Use in Specific Populations (8.7)*].

Pediatrics: No trials have been conducted to evaluate the pharmacokinetics of trametinib in pediatric patients.

Drug Interactions

Effect of CYP Enzymes on Trametinib: Trametinib is not a substrate of CYP enzymes in vitro.

Effect of Trametinib on CYP Substrates: Based on in vitro studies, trametinib is an inhibitor of CYP2C8, but is not an inhibitor of CYP1A2, CYP2A6, CYP2B6, CYP2C9, CYP2C19, CYP2D6, or CYP3A4 at a clinically relevant systemic concentration of 0.04 μ M. Trametinib is an inducer of CYP3A in vitro. Based on cross-study comparisons, oral administration of MEKINIST 2 mg once daily with a sensitive CYP3A4 substrate had no clinically important effect on the AUC and C_{max} of the sensitive CYP3A4 substrate.

Effect of Transporters on Trametinib: Trametinib is a substrate of P-glycoprotein (P-gp) and bile salt extrusion pump (BSEP). Inhibition of P-gp is unlikely to result in a clinically important increase in trametinib concentrations as trametinib exhibits high passive permeability and bioavailability. Trametinib is not a substrate of breast cancer resistance protein (BCRP), organic anion transporting polypeptide (OATP1B1, OATP1B3, OATP2B1), organic cation transporter 1 (OCT1), multidrug resistance protein 2 (MRP2), or multidrug and toxin extrusion 1 (MATE1) in vitro.

Effect of Trametinib on Transporters: Based on in vitro studies, trametinib is not an inhibitor of P-gp, BCRP, OATP1B1, OATP1B3, organic anion transporter (OAT1, OAT3), OCT2, BSEP, MRP2, or MATE1 at a clinically relevant systemic concentration of 0.04 μ M.

Effect of Dabrafenib on Trametinib: Coadministration of trametinib 2 mg daily with dabrafenib 150 mg twice daily resulted in no change in AUC of trametinib as compared with administration of trametinib.

13 NONCLINICAL TOXICOLOGY

13.1 Carcinogenesis, Mutagenesis, Impairment of Fertility

Carcinogenicity studies with trametinib have not been conducted. Trametinib was not genotoxic in studies evaluating reverse mutations in bacteria, chromosomal aberrations in mammalian cells, and micronuclei in the bone marrow of rats.

Trametinib may impair fertility in humans. In female rats given trametinib for up to 13 weeks, increased follicular cysts and decreased corpora lutea were observed at doses \geq 0.016 mg/kg/day (approximately 0.3 times the human exposure at the recommended dose based on AUC). In rat and dog toxicity studies up to 13 weeks in

duration, there were no treatment effects observed on male reproductive tissues [see *Use in Specific Populations* (8.3)].

14 CLINICAL STUDIES

14.1 BRAF V600E or V600K Mutation-Positive Unresectable or Metastatic Melanoma

MEKINIST as a Single Agent

The safety and efficacy of MEKINIST were evaluated in an international, multicenter, randomized (2:1), open-label, active-controlled trial (the METRIC study; NCT01245062) in 322 patients with BRAF V600E or V600K mutation-positive, unresectable or metastatic melanoma.

In the METRIC study, patients were not permitted to have more than one prior chemotherapy regimen for advanced or metastatic disease; prior treatment with a BRAF inhibitor or MEK inhibitor was not permitted. The primary efficacy outcome measure was progression-free survival (PFS). Patients were randomized to receive MEKINIST 2 mg orally once daily (N = 214) or chemotherapy (N = 108) consisting of either dacarbazine 1,000 mg/m² intravenously every 3 weeks or paclitaxel 175 mg/m² intravenously every 3 weeks. Treatment continued until disease progression or unacceptable toxicity. Randomization was stratified according to prior use of chemotherapy for advanced or metastatic disease (yes versus no) and lactate dehydrogenase level (normal versus greater than upper limit of normal). Tumor tissue was evaluated for BRAF mutations at a central testing site using a clinical trial assay. Tumor samples from 289 patients (196 patients treated with MEKINIST and 93 chemotherapy-treated patients) were also tested retrospectively using an FDA-approved companion diagnostic test, THxID™-BRAF assay.

The median age for randomized patients was 54 years, 54% were male, greater than 99% were White, and all patients had baseline ECOG performance status of 0 or 1. Most patients had metastatic disease (94%), were Stage M1c (64%), had elevated LDH (36%), had no history of brain metastasis (97%), and received no prior chemotherapy for advanced or metastatic disease (66%). The distribution of BRAF V600 mutations was BRAF V600E (87%), V600K (12%), or both (less than 1%). The median durations of follow-up prior to initiation of alternative treatment were 4.9 months for patients treated with MEKINIST and 3.1 months for patients treated with chemotherapy. Fifty-one (47%) patients crossed over from the chemotherapy arm at the time of disease progression to receive MEKINIST.

The METRIC study demonstrated a statistically significant increase in progression-free survival in the patients treated with MEKINIST. Table 9 and Figure 1 summarize the PFS results.

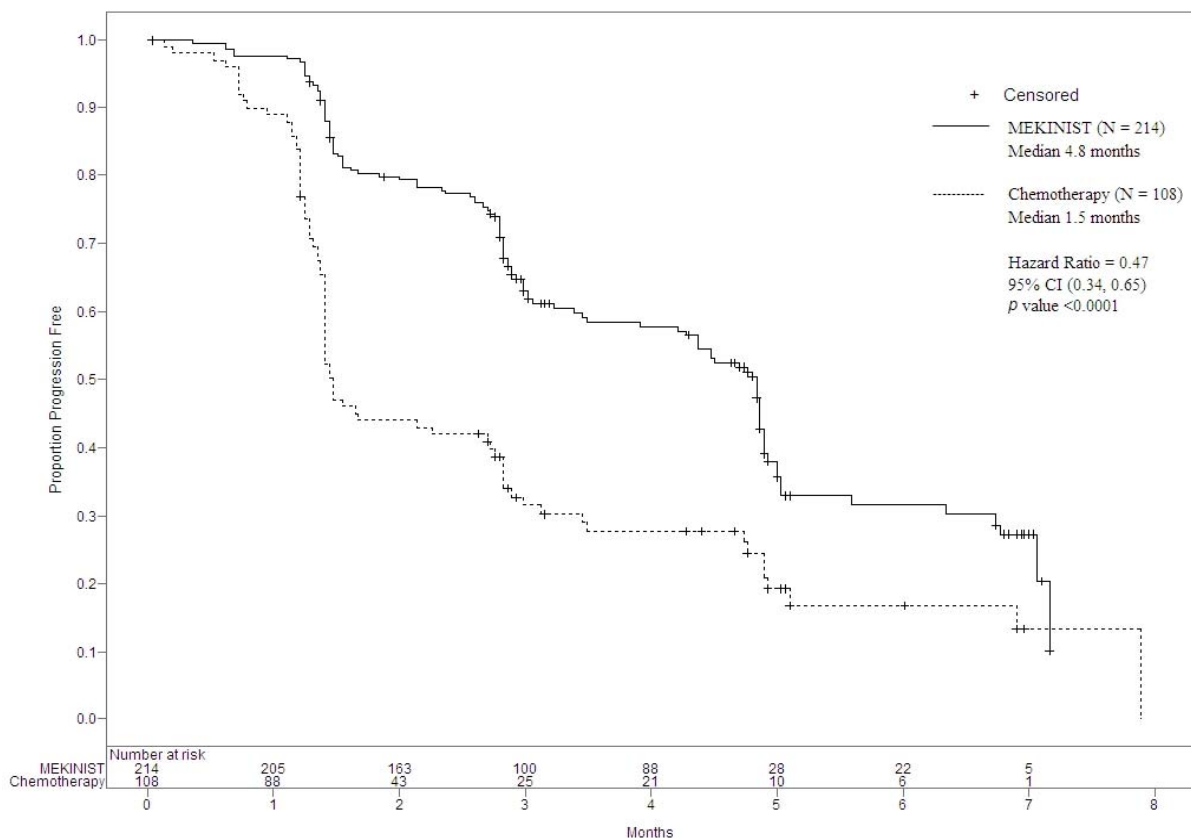
Table 9. Investigator-Assessed Progression-Free Survival and Confirmed Objective Response Results in the METRIC Study

Investigator-Assessed Endpoints[†]	MEKINIST N = 214	Chemotherapy N = 108
Progression-Free Survival		
Number of Events (%)	117 (55%)	77 (71%)
Progressive Disease	107 (50%)	70 (65%)
Death	10 (5%)	7 (6%)
Median, months (95% CI)	4.8 (4.3, 4.9)	1.5 (1.4, 2.7)
HR ^a (95% CI)	0.47 (0.34, 0.65)	
<i>P</i> value (log-rank test)	<0.0001	
Confirmed Tumor Responses		
Objective Response Rate	22%	8%
(95% CI)	(17, 28)	(4, 15)
CR, n (%)	4 (2%)	0
PR, n (%)	43 (20%)	9 (8%)
Duration of Response		
Median, months (95% CI)	5.5 (4.1, 5.9)	NR (3.5, NR)

[†] CI = Confidence interval; HR = Hazard ratio; CR = Complete response; PR = Partial response; NR = Not reached.

^a Pike estimator.

Figure 1. Kaplan-Meier Curves of Investigator-Assessed Progression-Free Survival (ITT Population) in the METRIC Study



In supportive analyses based on independent radiologic review committee (IRRC) assessment, the PFS results were consistent with those of the primary efficacy analysis.

MEKINIST with Dabrafenib

The safety and efficacy of MEKINIST administered with dabrafenib were evaluated in an international, randomized, double-blind, active-controlled trial (the COMBI-d study; NCT01584648). The COMBI-d study compared dabrafenib plus MEKINIST to dabrafenib plus placebo as first-line treatment for patients with unresectable (Stage IIIc) or metastatic (Stage IV) BRAF V600E or V600K mutation-positive cutaneous melanoma. Patients were randomized (1:1) to receive MEKINIST 2 mg once daily plus dabrafenib 150 mg twice daily or dabrafenib 150 mg twice daily plus matching placebo. Randomization was stratified by lactate dehydrogenase (LDH) level (greater than the upper limit of normal (ULN) vs. \leq ULN) and BRAF mutation subtype (V600E vs. V600K). The major efficacy outcome was investigator-assessed progression-free survival (PFS) per RECIST v1.1 with additional efficacy outcome measures of overall survival (OS) and confirmed overall response rate (ORR).

In the COMBI-d study, 423 patients were randomized to MEKINIST plus dabrafenib (n = 211) or dabrafenib plus placebo (n = 212). The median age was 56 years (range: 22 to 89 years), 53% were male, >99% were White, 72% had ECOG performance status of 0, 4% had Stage IIIc, 66% had M1c disease, 65% had a normal LDH, and 2 patients had a history of brain metastases. All patients had tumor containing BRAF V600E or V600K mutations as determined by centralized testing with the FDA-approved companion diagnostic test; 85% had BRAF V600E mutation-positive melanoma and 15% had BRAF V600K mutation-positive melanoma.

The COMBI-d study demonstrated statistically significant improvements in PFS and OS (see Table 10 and Figure 2).

Table 10. Efficacy Results in the COMBI-d Study

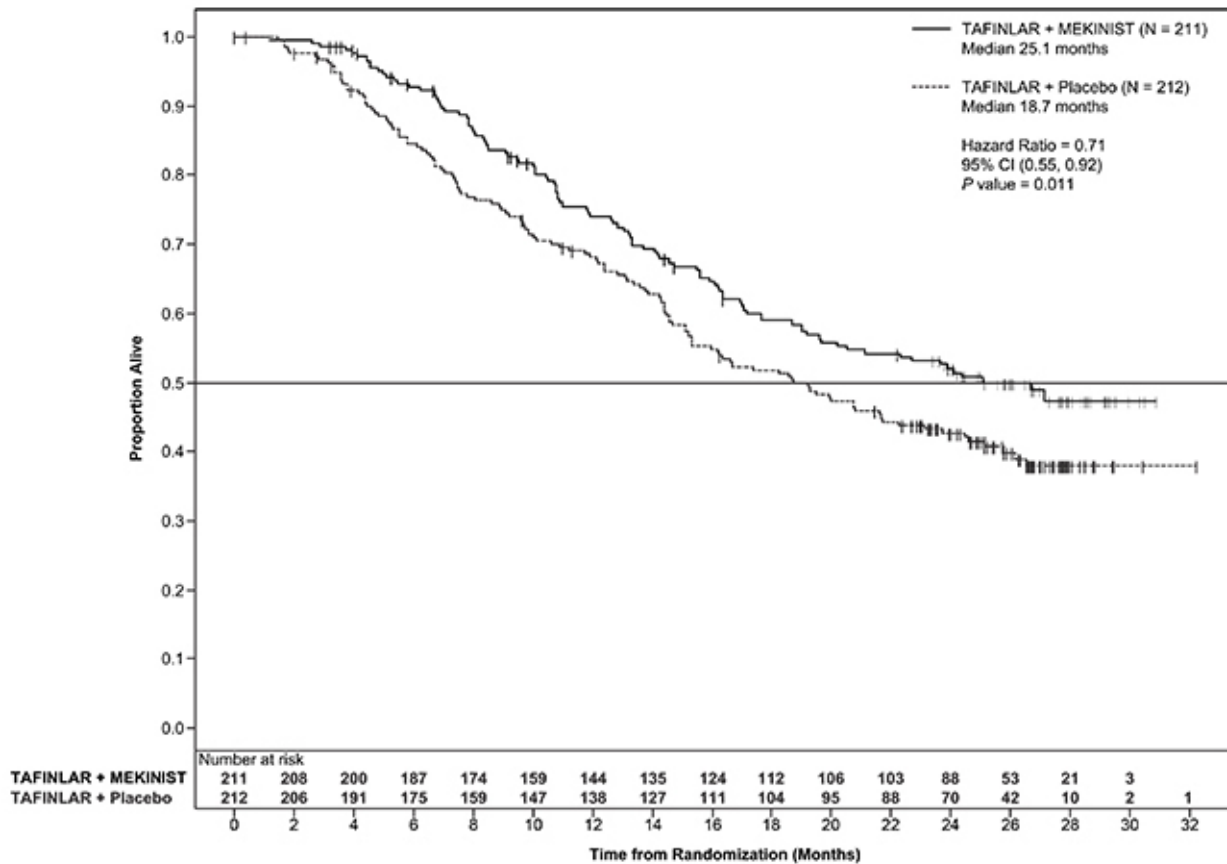
Endpoint[†]	MEKINIST plus Dabrafenib N = 211	Dabrafenib plus Placebo N = 212
Progression-Free Survival (PFS)^a		
Number of events (%)	102 (48%)	109 (51%)
Median, months (95% CI)	9.3 (7.7, 11.1)	8.8 (5.9, 10.9)
HR (95% CI)	0.75 (0.57, 0.99)	
<i>P</i> value ^b	0.035	
Overall Survival		
Number of deaths (%)	99 (47%)	123 (58%)
Median, months (95% CI)	25.1 (19.2, NR)	18.7 (15.2, 23.1)
HR (95% CI)	0.71 (0.55, 0.92)	
<i>P</i> value ^b	0.01	
Overall Response Rate (ORR)^a		
ORR, % (95% CI)	66 (60, 73)	51 (44, 58)
<i>P</i> value	<0.001	
CR, %	10	8
PR, %	56	42
Median duration of response, months (95% CI)	9.2 (7.4, NR)	10.2 (7.5, NR)

[†] CI = Confidence interval; HR = Hazard ratio; CR = Complete response; PR = Partial response; NR = Not reached.

^a PFS and ORR were assessed by investigator.

^b Based on stratified log-rank test.

Figure 2. Kaplan Meier Curves of Overall Survival in the COMBI-d Study



14.2 BRAF V600E Mutation-Positive Metastatic Non-Small Cell Lung Cancer (NSCLC)

In Study BRF113928 (NCT01336634), the safety and efficacy of dabrafenib alone or administered with MEKINIST were evaluated in a multicenter, three-cohort, non-randomized, activity-estimating, open-label trial. Key eligibility criteria were locally confirmed BRAF V600E mutation-positive metastatic NSCLC, no prior exposure to BRAF or MEK inhibitor, and absence of EGFR mutation or ALK rearrangement (unless patients had progression on prior tyrosine kinase inhibitor therapy). Patients enrolled in Cohorts A and B were required to have received at least one previous platinum-based chemotherapy regimen with demonstrated disease progression but no more than three prior systemic regimens. Patients in Cohort C could not have received prior systemic therapy for metastatic disease. Patients in Cohort A received dabrafenib 150 mg twice daily. Patients in Cohorts B and C received MEKINIST 2 mg once daily and dabrafenib 150 mg twice daily. The major efficacy outcome was overall response rate (ORR) per RECIST v1.1 as assessed by independent review committee (IRC) and duration of response.

There were a total of 171 patients enrolled, which included 78 patients enrolled in Cohort A, 57 patients enrolled in Cohort B, and 36 patients enrolled in Cohort C. The characteristics of the population were: a median age of 66 years; 48% male; 81% White, 14% Asian, 3% Black and 2% Hispanic; 60% former smokers, 32% never smokers, and 8% current smokers; 27% had ECOG performance status (PS) of 0, 63% had ECOG PS of 1, and 11% had ECOG PS of 2; 99% had metastatic disease of which 6% had brain metastasis at baseline and 14% had liver metastasis at baseline; 11% had systemic anti-cancer therapy in the adjuvant setting, 58% of the 135 previously treated patients had only one line of prior systemic therapy for metastatic disease; 98% had non-squamous histology.

Efficacy results are summarized in Table 11.

Table 11. Efficacy Results Based on Independent Review in Study BRF113928

Treatment	Dabrafenib	Dabrafenib + Trametinib	
Population	Previously Treated n=78	Previously Treated n=57	Treatment Naïve n=36
Overall Response Rate (95% CI) ^a	27% (18%, 38%)	63% (49%, 76%)	61% (44%, 77%)
Complete response	1%	4%	3%
Partial response	26%	60%	58%
Duration of Response (DOR)	n=21	n=36	n=22
Median DOR, months (95% CI) ^a	9.9 (4.2, NE ^b)	12.6 (5.8, NE)	NE (6.9, NE)
% Responders with DOR ≥6 months	52%	64%	59%

^aConfidence interval

^bNot estimable

In a subgroup analysis of patients with retrospectively centrally confirmed BRAF V600E mutation-positive NSCLC with the Oncomine™ Dx Target Test, the ORR results were similar to those presented in Table 11.

14.3 Lack of Clinical Activity in Metastatic Melanoma Following BRAF-Inhibitor Therapy

The clinical activity of MEKINIST as a single agent was evaluated in a single-arm, multicenter, international trial in 40 patients with BRAF V600E or V600K mutation-positive, unresectable or metastatic melanoma who had received prior treatment with a BRAF inhibitor. All patients received MEKINIST at a dose of 2 mg orally once daily until disease progression or unacceptable toxicity.

The median age was 58 years, 63% were male, all were White, 98% had baseline ECOG PS of 0 or 1, and the distribution of BRAF V600 mutations was V600E (83%), V600K (10%), and the remaining patients had multiple V600 mutations (5%), or unknown mutational status (2%). No patient achieved a confirmed partial or complete response as determined by the clinical investigators.

16 HOW SUPPLIED/STORAGE AND HANDLING

0.5 mg tablets: Yellow, modified oval, biconvex, film-coated tablets with ‘GS’ debossed on one face and ‘TFC’ on the opposing face and are available in bottles of 30 (NDC 0078-0666-15).

2 mg tablets: Pink, round, biconvex, film-coated tablets with ‘GS’ debossed on one face and ‘HMJ’ on the opposing face and are available in bottles of 30 (NDC 0078-0668-15).

Store refrigerated at 2°C to 8°C (36°F to 46°F). Dispense in original bottle. Do not remove desiccant. Protect from moisture and light. Do not place medication in pill boxes.

17 PATIENT COUNSELING INFORMATION

Advise the patient to read the FDA-approved patient labeling (Patient Information).

Inform patients of the following:

Confirmation of BRAF V600E or V600K mutation

Evidence of BRAF V600E or V600K mutation within the tumor specimen is necessary to identify patients for whom treatment with MEKINIST is indicated [*see Dosage and Administration (2.1)*].

New cutaneous and non-cutaneous malignancies

MEKINIST administered with dabrafenib can result in the development of new primary cutaneous and non-cutaneous malignancies. Advise patients to contact their doctor immediately for any new lesions, changes to existing lesions on their skin, or other signs and symptoms of malignancies [see *Warnings and Precautions (5.1)*].

Hemorrhage

MEKINIST administered with dabrafenib increases the risk of intracranial and gastrointestinal hemorrhage. Advise patients to contact their healthcare provider to seek immediate medical attention for signs or symptoms of unusual bleeding or hemorrhage [see *Warnings and Precautions (5.2)*].

Colitis and gastrointestinal perforation

MEKINIST can cause colitis and gastrointestinal perforation. Advise patients to contact their healthcare provider for signs or symptoms of colitis or gastrointestinal perforation [see *Warnings and Precautions (5.3)*].

Venous thrombosis

MEKINIST administered with dabrafenib increases the risks of pulmonary embolism and deep venous thrombosis. Advise patients to seek immediate medical attention for sudden onset of difficulty breathing, leg pain, or swelling [see *Warnings and Precautions (5.4)*].

Cardiomyopathy

MEKINIST can cause cardiomyopathy. Advise patients to immediately report any signs or symptoms of heart failure to their healthcare provider [see *Warnings and Precautions (5.5)*].

Retinal Pigment Epithelial Detachment

MEKINIST can cause severe visual disturbances that can lead to blindness. Advise patients to contact their healthcare provider if they experience any changes in their vision [see *Warnings and Precautions (5.6)*].

Interstitial lung disease

MEKINIST can cause interstitial lung disease (or pneumonitis). Advise patients to contact their healthcare provider as soon as possible if they experience signs such as cough or dyspnea [see *Warnings and Precautions (5.7)*].

Serious febrile reactions

MEKINIST administered with dabrafenib can cause serious febrile reactions. Instruct patients to contact their healthcare provider if they develop fever while taking MEKINIST with dabrafenib [see *Warnings and Precautions (5.8)*].

Serious skin toxicities

MEKINIST can cause serious skin toxicities which may require hospitalization. Advise patients to contact their healthcare provider for progressive or intolerable rash [see *Warnings and Precautions (5.9)*].

Hypertension

MEKINIST can cause hypertension. Advise patients that they need to undergo blood pressure monitoring and to contact their healthcare provider if they develop symptoms of hypertension such as severe headache, blurry vision, or dizziness.

Diarrhea

MEKINIST often causes diarrhea which may be severe in some cases. Inform patients of the need to contact their healthcare provider if severe diarrhea occurs during treatment.

Embryo-fetal Toxicity

MEKINIST can cause fetal harm if taken during pregnancy. Advise a pregnant woman of the potential risk to a fetus [see *Warnings and Precautions (5.11)*, *Use in Specific Populations (8.1, 8.3)*].

Females and males of reproductive potential

Instruct females of reproductive potential to use highly effective contraception during treatment with MEKINIST and for 4 months after the last dose. Advise patients to contact their healthcare provider if they become pregnant, or if pregnancy is suspected, while taking MEKINIST [see *Warnings and Precautions (5.11)*, *Use in Specific Populations (8.1, 8.3)*].

Lactation

Advise women not to breastfeed during treatment with MEKINIST and for 4 months after the last dose [see *Use in Specific Populations (8.2)*].

Infertility

Advise males and females of reproductive potential of the potential risk for impaired fertility [see *Use in Specific Populations (8.3)*].

Instructions for taking MEKINIST

MEKINIST should be taken at least 1 hour before or at least 2 hours after a meal [see *Dosage and Administration (2.2)*].

THxID BRAF™ assay is a trademark of bioMérieux.

OncoPrint™ Dx Target Test is a trademark of Life Technologies Corporation, a part of Thermo Fisher Scientific Inc.

Distributed by:

Novartis Pharmaceuticals Corporation
East Hanover, New Jersey 07936

© Novartis

T201X-XX
Month Year

Patient Information
MEKINIST® (MEK-in-ist)
(trametinib)
Tablets

If your healthcare provider prescribes MEKINIST for you to be taken with dabrafenib, also read the Medication Guide that comes with dabrafenib.

What is the most important information I should know about MEKINIST?

MEKINIST, when used with dabrafenib, may cause:

- a type of skin cancer, called cutaneous squamous cell carcinoma (cuSCC)
- new cancers including basal cell carcinoma.

Talk to your healthcare provider about your risk for these cancers.

Check your skin and tell your healthcare provider right away about any skin changes including a:

- new wart
- skin sore or reddish bump that bleeds or does not heal
- change in size or color of a mole

Your healthcare provider should check your skin before treatment with MEKINIST and dabrafenib, every two months during treatment with MEKINIST and dabrafenib and for up to 6 months after you stop taking MEKINIST and dabrafenib to look for any new skin cancers.

Your healthcare provider should also check for cancers that may not occur on the skin. Tell your healthcare provider about any new symptoms that develop during treatment with MEKINIST with dabrafenib.

See "What are the possible side effects of MEKINIST?" for more information about side effects.

What is MEKINIST?

MEKINIST is a prescription medicine used:

- alone or in combination with a medicine called dabrafenib to treat people with a type of skin cancer called melanoma:
 - that has spread to other parts of the body or cannot be removed by surgery, **and**
 - that has a certain type of abnormal "BRAF" gene.

MEKINIST should not be used to treat people who already have received a BRAF inhibitor for treatment of their melanoma, and it did not work or is no longer working.

- in combination with dabrafenib to treat a type of lung cancer called non-small cell lung cancer (NSCLC)
 - that has spread to other parts of the body (metastatic NSCLC), and
 - that has a certain type of abnormal "BRAF V600E" gene

Your healthcare provider will perform a test to make sure that MEKINIST is right for you.

It is not known if MEKINIST alone or MEKINIST with dabrafenib is safe and effective in children.

What should I tell my healthcare provider before taking MEKINIST?

Before you take MEKINIST, tell your healthcare provider if you:

- have had bleeding problems or blood clots
- have stomach problems
- have inflammation of the colon
- have heart problems
- have eye problems
- have lung or breathing problems
- have high blood pressure (hypertension)
- have liver or kidney problems
- have any other medical conditions

- are pregnant or plan to become pregnant. MEKINIST can harm your unborn baby.
 - Females who are able to become pregnant should use effective birth control (contraception) during treatment with MEKINIST and for 4 months after your last dose of MEKINIST.
 - Talk to your healthcare provider about birth control methods that may be right for you during this time.
 - Tell your healthcare provider right away if you become pregnant or think you might be pregnant during treatment with MEKINIST.
- are breastfeeding or plan to breastfeed. It is not known if MEKINIST passes into your breast milk.
 - Do not breastfeed during treatment and for 4 months after your last dose of MEKINIST. Talk to your healthcare provider about the best way to feed your baby during this time.

Tell your healthcare provider about all the medicines you take, including prescription and over-the-counter medicines, vitamins, and herbal supplements.

Know the medicines you take. Keep a list of them to show your healthcare provider and pharmacist when you get a new medicine.

How should I take MEKINIST?

- Take MEKINIST exactly as your healthcare provider tells you to take it. Do not change your dose or stop MEKINIST unless your healthcare provider tells you.
- Take MEKINIST one time a day, at the same time each day.
- Take MEKINIST at least 1 hour before or 2 hours after a meal.
- If you miss a dose, take it as soon as you remember. If it is less than 12 hours before your next scheduled dose, skip the missed dose. Just take the next dose at your regular time.

What are the possible side effects of MEKINIST?

MEKINIST may cause serious side effects, including:

- **See “What is the most important information I should know about MEKINIST?”**
- **bleeding problems.** MEKINIST can cause serious bleeding problems, especially in your brain or stomach, and can lead to death. Call your healthcare provider and get medical help right away if you have any signs of bleeding, including:
 - headaches, dizziness, or feeling weak
 - cough up blood or blood clots
 - vomit blood or your vomit looks like “coffee grounds”
 - red or black stools that look like tar
- **inflammation of the intestines, or tears (perforation) of the stomach or intestines.** MEKINIST can cause inflammation of your intestines, or tears in the stomach or intestines that can lead to death. Tell your healthcare provider immediately if you have any of the following symptoms:
 - bleeding. see “**Bleeding problems**” above
 - diarrhea (loose stools) or more bowel movements than usual
 - stomach-area (abdomen) pain or tenderness
 - fever
 - nausea
- **blood clots.** MEKINIST can cause blood clots in your arms or legs, which can travel to your lungs and can lead to death. Get medical help right away if you have the following symptoms:
 - chest pain
 - sudden shortness of breath or trouble breathing
 - pain in your legs with or without swelling
 - swelling in your arms or legs

- a cool pale arm or leg
- **heart problems**, including heart failure. Your healthcare provider should check your heart function before and during treatment with MEKINIST. Call your healthcare provider right away if you have any of the following signs and symptoms of a heart problem:
 - feeling like your heart is pounding or racing
 - shortness of breath
 - swelling of your ankles and feet
 - feeling lightheaded
- **eye problems**. MEKINIST can cause severe eye problems that might lead to blindness. Call your healthcare provider right away if you get these symptoms of eye problems:
 - blurred vision, loss of vision, or other vision changes
 - see color dots
 - halo (seeing blurred outline around objects)
 - eye pain, swelling, or redness
- **lung or breathing problems**. MEKINIST can cause lung or breathing problems. Tell your healthcare provider if you have any new or worsening symptoms of lung or breathing problems, including:
 - shortness of breath
 - cough
- **fever**. Fever is common during treatment with MEKINIST and dabrafenib, but it may also be serious. When taking MEKINIST with dabrafenib, fever may happen more often or may be more severe. In some cases, chills or shaking chills, too much fluid loss (dehydration), low blood pressure, dizziness, or kidney problems may happen with the fever. Call your healthcare provider right away if you get a fever during treatment with MEKINIST.
- **serious skin reactions**. Rash is a common side effect of MEKINIST. MEKINIST can also cause other skin reactions. In some cases these rashes and other skin reactions can be severe or serious, and may need to be treated in a hospital. Call your healthcare provider if you get any of the following symptoms:
 - skin rash that bothers you or does not go away
 - acne
 - redness, swelling, peeling, or tenderness of hands or feet
 - skin redness
- **increased blood sugar (hyperglycemia)**. Some people may develop high blood sugar or worsening diabetes during treatment with MEKINIST and dabrafenib. If you are diabetic, your healthcare provider should check your blood sugar levels closely during treatment with MEKINIST and dabrafenib. Your diabetes medicine may need to be changed. Tell your healthcare provider if you have any of the following symptoms of severe high blood sugar:
 - increased thirst
 - urinating more often than normal or urinating an increased amount of urine

The most common side effects of MEKINIST when taken alone include:

- diarrhea. Call your healthcare provider if you get severe diarrhea.
- swelling of the face, arms, or legs

Common side effects of MEKINIST when taken with dabrafenib in people with melanoma include:

- | | |
|----------|---------------------------------------|
| ● fever | ● diarrhea |
| ● rash | ● vomiting |
| ● nausea | ● high blood pressure (hypertension) |
| ● chills | ● swelling of the face, arms, or legs |

Common side effects of MEKINIST when taken with dabrafenib in people with NSCLC include:

- fever
- fatigue
- nausea
- vomiting
- diarrhea
- dry skin
- decreased appetite
- rash
- swelling of face, arms, and legs
- chills
- bleeding
- cough
- shortness of breath

MEKINIST can cause new or worsening high blood pressure (hypertension). Your healthcare provider should check your blood pressure during treatment with MEKINIST. Call your healthcare provider right away if you develop high blood pressure, your blood pressure worsens, or you have severe headache, lightheadedness, or dizziness. MEKINIST may cause fertility problems in females. This could affect your ability to become pregnant. Talk to your healthcare provider if this is a concern for you.

Tell your healthcare provider if you have any side effect that bothers you or that does not go away.

These are not all the possible side effects of MEKINIST. For more information, ask your healthcare provider or pharmacist.

Call your doctor for medical advice about side effects. You may report side effects to FDA at 1-800-FDA-1088. You may also report side effects to Novartis Pharmaceuticals Corporation at 1-888-669-6682.

How should I store MEKINIST?

- Store MEKINIST in the refrigerator between 36°F to 46°F (2°C to 8°C).
- Keep MEKINIST dry and away from moisture and light.
- The bottle of MEKINIST contains a desiccant packet to help keep your medicine dry. Do not throw away the desiccant packet.
- Keep MEKINIST in its original bottle. Do not place tablets in a pill box.
- Safely throw away MEKINIST that is out of date or no longer needed.

Keep MEKINIST and all medicine out of the reach of children.

General information about the safe and effective use of MEKINIST.

Medicines are sometimes prescribed for purposes other than those listed in a Patient Information leaflet. Do not use MEKINIST for a condition for which it was not prescribed. Do not give MEKINIST to other people, even if they have the same symptoms that you have. It may harm them. You can ask your healthcare provider or pharmacist for information about MEKINIST that is written for health professionals.

For more information, go to www.MEKINIST.com or call 1-888-669-6682.

What are the ingredients in MEKINIST?

Active ingredient: trametinib

Inactive ingredients:

Tablet Core: colloidal silicon dioxide, croscarmellose sodium, hypromellose, magnesium stearate (vegetable source), mannitol, microcrystalline cellulose, sodium lauryl sulfate.

Tablet Coating: hypromellose, iron oxide red (2 mg tablets), iron oxide yellow (0.5 mg tablets), polyethylene glycol, polysorbate 80 (2 mg tablets), titanium dioxide.

Novartis Pharmaceuticals Corporation, East Hanover, New Jersey 07936

© Novartis

T201X-XX