

HIGHLIGHTS OF PRESCRIBING INFORMATION

These highlights do not include all the information needed to use GENVOYA safely and effectively. See full prescribing information for GENVOYA.

GENVOYA® (elvitegravir, cobicistat, emtricitabine, and tenofovir alafenamide) tablets, for oral use
Initial U.S. Approval: 2015

WARNING: POST TREATMENT ACUTE EXACERBATION OF HEPATITIS B

See full prescribing information for complete boxed warning.

Severe acute exacerbations of hepatitis B have been reported in patients who are coinfecting with HIV-1 and HBV and have discontinued products containing emtricitabine and/or tenofovir disoproxil fumarate (TDF), and may occur with discontinuation of GENVOYA. Hepatic function should be monitored closely in these patients. If appropriate, anti-hepatitis B therapy may be warranted. (5.1)

RECENT MAJOR CHANGES

Dosage and Administration, Testing When Initiating and During Treatment with GENVOYA (2.1)	08/2018
Dosage and Administration, Recommended Dosage (2.2)	12/2018
Dosage and Administration, Renal Impairment (2.3)	12/2018
Dosage and Administration, Not Recommended During Pregnancy (2.5)	11/2018
Contraindications (4)	11/2018
Warnings and Precautions, New Onset or Worsening Renal Impairment (5.4)	12/2018

INDICATIONS AND USAGE

GENVOYA is a four-drug combination of elvitegravir, an HIV-1 integrase strand transfer inhibitor (INSTI), cobicistat, a CYP3A inhibitor, and emtricitabine and tenofovir alafenamide (TAF), both HIV-1 nucleoside analog reverse transcriptase inhibitors (NRTIs), and is indicated as a complete regimen for the treatment of HIV-1 infection in adults and pediatric patients weighing at least 25 kg who have no antiretroviral treatment history or to replace the current antiretroviral regimen in those who are virologically-suppressed (HIV-1 RNA less than 50 copies per mL) on a stable antiretroviral regimen for at least 6 months with no history of treatment failure and no known substitutions associated with resistance to the individual components of GENVOYA. (1)

DOSAGE AND ADMINISTRATION

- Testing: Prior to or when initiating GENVOYA test for hepatitis B virus infection. Prior to or when initiating GENVOYA, and during treatment on a clinically appropriate schedule, assess serum creatinine, estimated creatinine clearance, urine glucose, and urine protein in all patients. In patients with chronic kidney disease, also assess serum phosphorus. (2.1)
- Recommended dosage: One tablet taken orally once daily with food in patients with body weight at least 25 kg and a creatinine clearance greater than or equal to 30 mL per minute, or in adult patients with creatinine clearance less than 15 mL per minute who are receiving chronic hemodialysis. On days of hemodialysis, administer GENVOYA after hemodialysis. (2.2)
- Renal impairment: GENVOYA is not recommended in patients with estimated creatinine clearance of 15 to below 30 mL per minute, or below 15 mL per minute who are not receiving chronic hemodialysis. (2.3)
- Hepatic impairment: GENVOYA is not recommended in patients with severe hepatic impairment. (2.4)

DOSAGE FORMS AND STRENGTHS

Tablets: 150 mg of elvitegravir, 150 mg of cobicistat, 200 mg of emtricitabine, and 10 mg of tenofovir alafenamide. (3)

CONTRAINDICATIONS

- Coadministration of GENVOYA is contraindicated with drugs that:
- Are highly dependent on CYP3A for clearance and for which elevated plasma concentrations are associated with serious adverse events. (4)
 - Strongly induce CYP3A, which may lead to lower exposure of one or more components and loss of efficacy of GENVOYA and possible resistance. (4)

WARNINGS AND PRECAUTIONS

- Risk of adverse reactions or loss of virologic response due to drug interactions: The concomitant use of GENVOYA and other drugs may result in known or potentially significant drug interactions, some of which may lead to loss of therapeutic effect of GENVOYA and possible development of resistance; and possible clinically significant adverse reactions from greater exposures of concomitant drugs. (5.2)
- Immune reconstitution syndrome: May necessitate further evaluation and treatment. (5.3)
- New onset or worsening renal impairment: Assess serum creatinine, estimated creatinine clearance, urine glucose and urine protein when initiating GENVOYA and during therapy on a clinically appropriate schedule in all patients. Also assess serum phosphorus in patients with chronic kidney disease. (5.4)
- Lactic acidosis/severe hepatomegaly with steatosis: Discontinue treatment in patients who develop symptoms or laboratory findings suggestive of lactic acidosis or pronounced hepatotoxicity. (5.5)

ADVERSE REACTIONS

Most common adverse reaction (incidence greater than or equal to 10%, all grades) is nausea. (6.1)

To report SUSPECTED ADVERSE REACTIONS, contact Gilead Sciences, Inc. at 1-800-GILEAD-5 or FDA at 1-800-FDA-1088 or www.fda.gov/medwatch.

DRUG INTERACTIONS

- GENVOYA should not be administered with other antiretroviral medications for treatment of HIV-1 infection. (7.1)
- GENVOYA can alter the concentration of drugs metabolized by CYP3A or CYP2D6. Drugs that induce CYP3A can alter the concentrations of one or more components of GENVOYA. Consult the full prescribing information prior to and during treatment for potential drug-drug interactions. (4, 7.2, 7.3, 12.3)

USE IN SPECIFIC POPULATIONS

- Pregnancy: Not recommended for use during pregnancy because of substantially lower exposures of cobicistat and elvitegravir during pregnancy. GENVOYA should not be initiated in pregnant individuals. (2.5, 8.1)
- Lactation: Breastfeeding is not recommended due to the potential for HIV transmission. (8.2)
- Pediatrics: Not recommended for patients weighing less than 25 kg. (8.4)

See 17 for PATIENT COUNSELING INFORMATION and FDA-approved patient labeling.

Revised: 12/2018

FULL PRESCRIBING INFORMATION: CONTENTS*

WARNING: POST TREATMENT ACUTE EXACERBATION OF HEPATITIS B

1 INDICATIONS AND USAGE

2 DOSAGE AND ADMINISTRATION

- 2.1 Testing When Initiating and During Treatment with GENVOYA
- 2.2 Recommended Dosage
- 2.3 Not Recommended in Patients with Severe Renal Impairment
- 2.4 Not Recommended in Patients with Severe Hepatic Impairment
- 2.5 Not Recommended During Pregnancy

3 DOSAGE FORMS AND STRENGTHS

4 CONTRAINDICATIONS

5 WARNINGS AND PRECAUTIONS

- 5.1 Severe Acute Exacerbation of Hepatitis B in Patients Coinfected with HIV-1 and HBV
- 5.2 Risk of Adverse Reactions or Loss of Virologic Response Due to Drug Interactions
- 5.3 Immune Reconstitution Syndrome
- 5.4 New Onset or Worsening Renal Impairment
- 5.5 Lactic Acidosis/Severe Hepatomegaly with Steatosis

6 ADVERSE REACTIONS

- 6.1 Clinical Trials Experience
- 6.2 Postmarketing Experience

7 DRUG INTERACTIONS

- 7.1 Not Recommended with Other Antiretroviral Medications
- 7.2 Potential for GENVOYA to Affect Other Drugs
- 7.3 Potential for Other Drugs to Affect One or More Components of GENVOYA
- 7.4 Drugs Affecting Renal Function
- 7.5 Established and Other Potentially Significant Interactions
- 7.6 Drugs without Clinically Significant Interactions with GENVOYA

8 USE IN SPECIFIC POPULATIONS

- 8.1 Pregnancy
- 8.2 Lactation
- 8.4 Pediatric Use
- 8.5 Geriatric Use
- 8.6 Renal Impairment
- 8.7 Hepatic Impairment

10 OVERDOSAGE

11 DESCRIPTION

12 CLINICAL PHARMACOLOGY

- 12.1 Mechanism of Action
- 12.2 Pharmacodynamics
- 12.3 Pharmacokinetics
- 12.4 Microbiology

13 NONCLINICAL TOXICOLOGY

- 13.1 Carcinogenesis, Mutagenesis, Impairment of Fertility
- 13.2 Animal Toxicology and/or Pharmacology

14 CLINICAL STUDIES

- 14.1 Description of Clinical Trials
- 14.2 Clinical Trial Results in HIV-1 Treatment-Naïve Subjects
- 14.3 Clinical Trial Results in HIV-1 Virologically-Suppressed Subjects Who Switched to GENVOYA
- 14.4 Clinical Trial Results in HIV-1 Infected Subjects with Renal Impairment
- 14.5 Clinical Trial Results in HIV-1 Infected Pediatric Subjects Between the Ages of 6 to Less than 18

16 HOW SUPPLIED/STORAGE AND HANDLING

17 PATIENT COUNSELING INFORMATION

* Sections or subsections omitted from the full prescribing information are not listed.

FULL PRESCRIBING INFORMATION

WARNING: POST TREATMENT ACUTE EXACERBATION OF HEPATITIS B

Severe acute exacerbations of hepatitis B have been reported in patients who are coinfecting with HIV-1 and HBV and have discontinued products containing emtricitabine and/or tenofovir disoproxil fumarate (TDF), and may occur with discontinuation of GENVOYA. Hepatic function should be monitored closely with both clinical and laboratory follow-up for at least several months in patients who are coinfecting with HIV-1 and HBV and discontinue GENVOYA. If appropriate, anti-hepatitis B therapy may be warranted [see *Warnings and Precautions (5.1)*].

1 INDICATIONS AND USAGE

GENVOYA is indicated as a complete regimen for the treatment of HIV-1 infection in adults and pediatric patients weighing at least 25 kg who have no antiretroviral treatment history or to replace the current antiretroviral regimen in those who are virologically-suppressed (HIV-1 RNA less than 50 copies per mL) on a stable antiretroviral regimen for at least 6 months with no history of treatment failure and no known substitutions associated with resistance to the individual components of GENVOYA [see *Clinical Studies (14)*].

2 DOSAGE AND ADMINISTRATION

2.1 Testing When Initiating and During Treatment with GENVOYA

Prior to or when initiating GENVOYA, test patients for hepatitis B virus infection [see *Warnings and Precautions (5.1)*].

Prior to or when initiating GENVOYA, and during treatment with GENVOYA on a clinically appropriate schedule, assess serum creatinine, estimated creatinine clearance, urine glucose and urine protein in all patients. In patients with chronic kidney disease, also assess serum phosphorus [see *Warnings and Precautions (5.4)*].

2.2 Recommended Dosage

GENVOYA is a four-drug fixed dose combination product containing 150 mg of elvitegravir, 150 mg of cobicistat, 200 mg of emtricitabine, and 10 mg of tenofovir alafenamide (TAF). The recommended dosage of GENVOYA is one tablet taken orally once daily with food in:

- adults and pediatric patients with body weight at least 25 kg and creatinine clearance greater than or equal to 30 mL per minute; or
- adults with creatinine clearance below 15 mL per minute who are receiving chronic hemodialysis. On days of hemodialysis, administer GENVOYA after

completion of hemodialysis treatment [see *Use in Specific Populations (8.6)* and *Clinical Pharmacology (12.3)*].

2.3 Not Recommended in Patients with Severe Renal Impairment

GENVOYA is not recommended in patients with:

- severe renal impairment (estimated creatinine clearance of 15 to below 30 mL per minute); or
- end stage renal disease (ESRD; estimated creatinine clearance below 15 mL per minute) who are not receiving chronic hemodialysis [see *Dosage and Administration (2.2)* and *Use in Specific Populations (8.6)*].

2.4 Not Recommended in Patients with Severe Hepatic Impairment

GENVOYA is not recommended in patients with severe hepatic impairment (Child-Pugh Class C) [see *Use in Specific Populations (8.7)* and *Clinical Pharmacology (12.3)*].

2.5 Not Recommended During Pregnancy

GENVOYA is not recommended for use during pregnancy because of substantially lower exposures of cobicistat and elvitegravir during the second and third trimesters [see *Use in Specific Populations (8.1)*].

GENVOYA should not be initiated in pregnant individuals. An alternative regimen is recommended for individuals who become pregnant during therapy with GENVOYA [see *Use in Specific Populations (8.1)*].

3 DOSAGE FORMS AND STRENGTHS

Each GENVOYA tablet contains 150 mg of elvitegravir, 150 mg of cobicistat, 200 mg of emtricitabine, and 10 mg of tenofovir alafenamide (TAF) (equivalent to 11.2 mg of tenofovir alafenamide fumarate).

The tablets are green, capsule-shaped, film-coated tablets, debossed with “GSI” on one side of the tablet and the number “510” on the other side of the tablet.

4 CONTRAINDICATIONS

Coadministration of GENVOYA is contraindicated with drugs that are highly dependent on CYP3A for clearance and for which elevated plasma concentrations are associated with serious and/or life-threatening events. These drugs and other contraindicated drugs (which may lead to reduced efficacy of GENVOYA and possible resistance) are listed below [see *Drug Interactions (7.5)* and *Clinical Pharmacology (12.3)*].

- Alpha 1-adrenoreceptor antagonist: alfuzosin
- Anticonvulsants: carbamazepine, phenobarbital, phenytoin

- Antimycobacterial: rifampin
- Antipsychotics: lurasidone, pimozide
- Ergot Derivatives: dihydroergotamine, ergotamine, methylergonovine
- GI Motility Agent: cisapride
- Herbal Products: St. John's wort (*Hypericum perforatum*)
- Lipid-modifying Agents: lomitapide, lovastatin, simvastatin
- Phosphodiesterase-5 (PDE-5) Inhibitor: sildenafil when administered as REVATIO® for the treatment of pulmonary arterial hypertension
- Sedative/hypnotics: triazolam, orally administered midazolam

5 WARNINGS AND PRECAUTIONS

5.1 Severe Acute Exacerbation of Hepatitis B in Patients Coinfected with HIV-1 and HBV

Patients with HIV-1 should be tested for the presence of hepatitis B virus (HBV) before or when initiating antiretroviral therapy [see *Dosage and Administration (2.1)*].

Severe acute exacerbations of hepatitis B (e.g., liver decompensation and liver failure) have been reported in patients who are coinfecting with HIV-1 and HBV and have discontinued products containing emtricitabine and/or tenofovir disoproxil fumarate (TDF), and may occur with discontinuation of GENVOYA. Patients coinfecting with HIV-1 and HBV who discontinue GENVOYA should be closely monitored with both clinical and laboratory follow-up for at least several months after stopping treatment. If appropriate, anti-hepatitis B therapy may be warranted, especially in patients with advanced liver disease or cirrhosis, since post-treatment exacerbation of hepatitis may lead to hepatic decompensation and liver failure.

5.2 Risk of Adverse Reactions or Loss of Virologic Response Due to Drug Interactions

The concomitant use of GENVOYA and other drugs may result in known or potentially significant drug interactions, some of which may lead to [see *Contraindications (4) and Drug Interactions (7.5)*]:

- Loss of therapeutic effect of GENVOYA and possible development of resistance.
- Possible clinically significant adverse reactions from greater exposures of concomitant drugs.

See Table 5 for steps to prevent or manage these possible and known significant drug interactions, including dosing recommendations. Consider the potential for drug interactions prior to and during GENVOYA therapy; review concomitant medications during GENVOYA therapy; and monitor for the adverse reactions associated with the concomitant drugs.

5.3 Immune Reconstitution Syndrome

Immune reconstitution syndrome has been reported in patients treated with combination antiretroviral therapy, including emtricitabine, a component of GENVOYA. During the initial phase of combination antiretroviral treatment, patients whose immune system responds may develop an inflammatory response to indolent or residual opportunistic infections [such as *Mycobacterium avium* infection, cytomegalovirus, *Pneumocystis jirovecii* pneumonia (PCP), or tuberculosis], which may necessitate further evaluation and treatment.

Autoimmune disorders (such as Graves' disease, polymyositis, and Guillain-Barré syndrome) have also been reported to occur in the setting of immune reconstitution, however, the time to onset is more variable, and can occur many months after initiation of treatment.

5.4 New Onset or Worsening Renal Impairment

Renal impairment, including cases of acute renal failure and Fanconi syndrome (renal tubular injury with severe hypophosphatemia), has been reported with the use of tenofovir prodrugs in both animal toxicology studies and human trials. In clinical trials of GENVOYA, there have been no cases of Fanconi syndrome or Proximal Renal Tubulopathy (PRT). In clinical trials of GENVOYA in treatment-naïve subjects and in virologically suppressed subjects switched to GENVOYA with estimated creatinine clearance greater than 50 mL per minute, renal serious adverse events or discontinuations due to renal adverse reactions were encountered in less than 1% of participants treated with GENVOYA. In a study of virologically suppressed subjects with baseline estimated creatinine clearance between 30 and 69 mL per minute treated with GENVOYA for a median duration of 144 weeks, GENVOYA was permanently discontinued due to worsening renal function in three of 80 (4%) subjects with a baseline estimated creatinine clearance between 30 and 50 mL per minute and two of 162 (1%) with a baseline estimated creatinine clearance greater than or equal to 50 mL per minute [see *Adverse Reactions (6.1)*]. GENVOYA is not recommended in patients with estimated creatinine clearance of 15 to below 30 mL per minute, or in patients with estimated creatinine clearance below 15 mL per minute who are not receiving chronic hemodialysis.

Patients taking tenofovir prodrugs who have impaired renal function and those taking nephrotoxic agents including non-steroidal anti-inflammatory drugs are at increased risk of developing renal-related adverse reactions.

Prior to or when initiating GENVOYA, and during treatment with GENVOYA on a clinically appropriate schedule, assess serum creatinine, estimated creatinine clearance, urine glucose and urine protein in all patients. In patients with chronic kidney disease, also assess serum phosphorus. Discontinue GENVOYA in patients who develop clinically significant decreases in renal function or evidence of Fanconi syndrome.

Cobicistat, a component of GENVOYA, produces elevations of serum creatinine due to inhibition of tubular secretion of creatinine without affecting glomerular filtration [see *Adverse Reactions (6.1)*]. The elevation is typically seen within 2 weeks of starting

therapy and is reversible after discontinuation. Patients who experience a confirmed increase in serum creatinine of greater than 0.4 mg per dL from baseline should be closely monitored for renal safety.

5.5 Lactic Acidosis/Severe Hepatomegaly with Steatosis

Lactic acidosis and severe hepatomegaly with steatosis, including fatal cases, have been reported with the use of nucleoside analogs, including emtricitabine, a component of GENVOYA, and tenofovir DF, another prodrug of tenofovir, alone or in combination with other antiretrovirals. Treatment with GENVOYA should be suspended in any patient who develops clinical or laboratory findings suggestive of lactic acidosis or pronounced hepatotoxicity (which may include hepatomegaly and steatosis even in the absence of marked transaminase elevations).

6 ADVERSE REACTIONS

The following adverse drug reactions are discussed in other sections of the labeling:

- Severe Acute Exacerbations of Hepatitis B [see *Boxed Warning and Warnings and Precautions (5.1)*]
- Immune Reconstitution Syndrome [see *Warnings and Precautions (5.3)*]
- New Onset or Worsening Renal Impairment [see *Warnings and Precautions (5.4)*]
- Lactic Acidosis/Severe Hepatomegaly with Steatosis [see *Warnings and Precautions (5.5)*]

6.1 Clinical Trials Experience

Because clinical trials are conducted under widely varying conditions, adverse reaction rates observed in the clinical trials of a drug cannot be directly compared to rates in the clinical trials of another drug and may not reflect the rates observed in practice.

Clinical Trials in Treatment-Naïve Adults

The primary safety assessment of GENVOYA was based on Week 144 pooled data from 1,733 subjects in two randomized, double-blind, active-controlled trials, Study 104 and Study 111, in antiretroviral treatment-naïve HIV-1 infected adult subjects. A total of 866 subjects received one tablet of GENVOYA once daily [see *Clinical Studies (14.2)*].

The most common adverse reaction (all Grades) reported in at least 10% of subjects in the GENVOYA group was nausea. The proportion of subjects who discontinued treatment with GENVOYA or STRIBILD® due to adverse events, regardless of severity, was 1% and 2%, respectively. Table 1 displays the frequency of adverse reactions (all Grades) greater than or equal to 5% in the GENVOYA group.

Table 1 Adverse Reactions^a (All Grades) Reported in $\geq 5\%$ of HIV-1 Infected Treatment-Naïve Adults Receiving GENVOYA in Studies 104 and 111 (Week 144 analysis)

	GENVOYA N=866	STRIBILD N=867
Nausea	11%	13%
Diarrhea	7%	9%
Headache	6%	5%
Fatigue	5%	4%

a. Frequencies of adverse reactions are based on all adverse events attributed to study drugs by the investigator.

The majority of events presented in Table 1 occurred at severity Grade 1.

Clinical Trials in Virologically Suppressed Adults

The safety of GENVOYA in virologically-suppressed adults was based on Week 96 data from 959 subjects in a randomized, open-label, active-controlled trial (Study 109) in which virologically-suppressed subjects were switched from a TDF-containing combination regimen to GENVOYA. Overall, the safety profile of GENVOYA in subjects in this study was similar to that of treatment-naïve subjects [see *Clinical Studies (14.3)*]. Additional adverse reactions observed with GENVOYA in Study 109 included suicidal ideation, suicidal behavior, and suicide attempt (<1% combined); all of these events were serious and all occurred in subjects with a preexisting history of depression or psychiatric illness.

Clinical Trials in Adult Subjects with Renal Impairment

In an open-label trial (Study 112), 248 HIV-1 infected subjects with estimated creatinine clearance between 30 and 69 mL per minute (by Cockcroft-Gault method) were treated with GENVOYA for a median duration of 144 weeks. Of these subjects, 65% had previously been on a stable TDF-containing regimen. A total of 5 subjects permanently discontinued GENVOYA due to the development of renal adverse events through Week 96. Three of these five were among the 80 subjects with baseline estimated creatinine clearance of less than 50 mL/min and two subjects were among the 162 subjects with baseline estimated creatinine clearance of greater than or equal to 50 mL/min. There were no further renal discontinuations between Weeks 96 and 144. Overall, renally impaired subjects receiving GENVOYA in this study had a mean serum creatinine of 1.5 mg/dL at baseline and 1.4 mg/dL at Week 144. Otherwise, the safety profile of GENVOYA in subjects in this study was similar to that of subjects with normal renal function.

Virologically-Suppressed Adults with End Stage Renal Disease (ESRD) Receiving Chronic Hemodialysis

The safety of GENVOYA in subjects with end stage renal disease (ESRD) (estimated creatinine clearance of less than 15 mL/min) on chronic hemodialysis was assessed in

55 subjects (Study 1825) [see *Clinical Studies (14.4)*]. The most commonly reported adverse reaction (adverse event assessed as causally related by investigator and all grades) was nausea (7%). Serious adverse events were reported in 53% of subjects and the most common serious adverse events were pneumonia (13%), fluid overload (7%), hyperkalemia (7%) and osteomyelitis (7%). Overall 5% of subjects permanently discontinued treatment due to an adverse event.

Renal Laboratory Tests and Renal Safety

Treatment-Naïve Adults:

Cobicistat (a component of GENVOYA) has been shown to increase serum creatinine due to inhibition of tubular secretion of creatinine without affecting glomerular filtration [see *Clinical Pharmacology (12.2)*]. Increases in serum creatinine occurred by Week 2 of treatment and remained stable through 144 weeks.

In two 144-week randomized, controlled trials in a total of 1,733 treatment-naïve adults with a median baseline estimated creatinine clearance of 115 mL per minute, mean serum creatinine increased by less than 0.1 mg per dL in the GENVOYA group and by 0.1 mg per dL in the STRIBILD group from baseline to Week 144.

Virologically Suppressed Adults:

In a study of 1,436 virologically-suppressed TDF-treated adults with a mean baseline estimated creatinine clearance of 112 mL per minute who were randomized to continue their treatment regimen or switch to GENVOYA, at Week 96 mean serum creatinine was similar to baseline for both those continuing baseline treatment and those switching to GENVOYA.

Bone Mineral Density Effects

Treatment-Naïve Adults:

In a pooled analysis of Studies 104 and 111, the effects of GENVOYA compared to STRIBILD on bone mineral density (BMD) change from baseline to Week 144 were assessed by dual-energy X-ray absorptiometry (DXA). The mean percentage change in BMD from baseline to Week 144 was -0.92% with GENVOYA compared to -2.95% with STRIBILD at the lumbar spine and -0.75% compared to -3.36% at the total hip. BMD declines of 5% or greater at the lumbar spine were experienced by 15% of GENVOYA subjects and 29% of STRIBILD subjects. BMD declines of 7% or greater at the femoral neck were experienced by 15% of GENVOYA subjects and 29% of STRIBILD subjects. The long-term clinical significance of these BMD changes is not known.

Virologically Suppressed Adults:

In Study 109, TDF-treated subjects were randomized to continue their TDF-based regimen or switch to GENVOYA; changes in BMD from baseline to Week 96 were assessed by DXA. Mean BMD increased in subjects who switched to GENVOYA

(2.12% lumbar spine, 2.44% total hip) and decreased slightly in subjects who continued their baseline regimen (-0.09% lumbar spine, -0.46% total hip). BMD declines of 5% or greater at the lumbar spine were experienced by 2% of GENVOYA subjects and 6% of subjects who continued their TDF-based regimen. BMD declines of 7% or greater at the femoral neck were experienced by 2% of GENVOYA subjects and 7% of subjects who continued their TDF-based regimen. The long-term clinical significance of these BMD changes is not known.

Laboratory Abnormalities:

The frequency of laboratory abnormalities (Grades 3–4) occurring in at least 2% of subjects receiving GENVOYA in Studies 104 and 111 are presented in Table 2.

Table 2 Laboratory Abnormalities (Grades 3–4) Reported in ≥ 2% of Subjects Receiving GENVOYA in Studies 104 and 111 (Week 144 analysis)

Laboratory Parameter Abnormality ^a	GENVOYA N=866	STRIBILD N=867
Creatine Kinase (≥10.0 x ULN)	11%	10%
LDL-cholesterol (fasted) (>190 mg/dL)	11%	5%
Total cholesterol (fasted) (>300mg/dL)	4%	3%
Amylase	3%	5%
ALT	3%	3%
AST	3%	4%
Urine RBC (Hematuria) (>75 RBC/HPF)	3%	3%

a. Frequencies are based on treatment-emergent laboratory abnormalities.

Serum Lipids:

Subjects receiving GENVOYA experienced greater increases in serum lipids compared to those receiving STRIBILD.

Changes from baseline in total cholesterol, HDL-cholesterol, LDL-cholesterol, triglycerides and total cholesterol to HDL ratio are presented in Table 3.

Table 3 Lipid Values, Mean Change from Baseline, Reported in Subjects Receiving GENVOYA or STRIBILD in Studies 104 and 111^a

	GENVOYA N=866		STRIBILD N=867	
	Baseline	Week 144	Baseline	Week 144
	mg/dL	Change ^b	mg/dL	Change ^b
Total Cholesterol (fasted)	162 [N=647]	+31 [N=647]	165 [N=627]	+14 [N=627]
Triglycerides (fasted)	111 [N=647]	+29 [N=647]	115 [N=627]	+17 [N=627]

	GENVOYA N=866		STRIBILD N=867	
	Baseline	Week 144	Baseline	Week 144
	mg/dL	Change ^b	mg/dL	Change ^b
LDL-cholesterol (fasted)	103 [N=647]	+20 [N=643]	107 [N=628]	+8 [N=628]
HDL-cholesterol (fasted)	47 [N=647]	+7 [N=647]	46 [N=627]	+3 [N=627]
Total Cholesterol to HDL ratio	3.7 [N=647]	0.2 [N=647]	3.8 [N=627]	0.1 [N=627]

- a. Excludes subjects who received lipid lowering agents during the treatment period.
b. The change from baseline is the mean of within-subject changes from baseline for subjects with both baseline and Week 144 values.

Clinical Trials in Pediatric Subjects:

Safety in Pediatric Patients

The safety of GENVOYA in HIV-1 infected pediatric subjects was evaluated in treatment-naïve subjects between the ages of 12 to less than 18 years and weighing at least 35 kg (N=50) through Week 48 (cohort 1), and in virologically-suppressed subjects between the ages of 6 to less than 12 years and weighing at least 25 kg (N=23) through Week 24 (cohort 2) in an open-label clinical trial (Study 106) [see *Clinical Studies (14.5)*]. With the exception of a decrease in the mean CD4+ cell count observed in cohort 2 of Study 106, the safety profile in pediatric subjects who received treatment with GENVOYA was similar to that in adults. One 13-year-old female subject developed unexplained uveitis while receiving GENVOYA that resolved and did not require discontinuation of GENVOYA.

Bone Mineral Density Effects

Cohort 1: Treatment-naïve adolescents (12 to less than 18 years; at least 35 kg)

Among the subjects in cohort 1 receiving GENVOYA, mean BMD increased from baseline to Week 48, + 4.2% at the lumbar spine and + 1.3% for the total body less head (TBLH). Mean changes from baseline BMD Z-scores were -0.07 for lumbar spine and -0.20 for TBLH at Week 48. One GENVOYA subject had significant (at least 4%) lumbar spine BMD loss at Week 48.

Cohort 2: Virologically-suppressed children (6 to less than 12 years; at least 25 kg)

Among the subjects in cohort 2 receiving GENVOYA, mean BMD increased from baseline to Week 24, +2.9% at the lumbar spine and +1.7% for TBLH. Mean changes from baseline BMD Z-scores were -0.06 for lumbar spine and -0.18 for TBLH at Week 24. Two GENVOYA subjects had significant (at least 4%) lumbar spine BMD loss at Week 24.

Change from Baseline in CD4+ cell counts

Cohort 2: Virologically-suppressed children (6 to less than 12 years; at least 25 kg)

Cohort 2 of Study 106 evaluated pediatric subjects (N=23) who were virologically-suppressed and who switched from their antiretroviral regimen to GENVOYA. Although all subjects had HIV-1 RNA < 50 copies/mL, there was a decrease from baseline in CD4+ cell count at Week 24. The mean baseline and mean change from baseline in CD4+ cell count and in CD4% from Week 2 to Week 24 are presented in Table 4. All subjects maintained their CD4+ cell counts above 400 cells/mm³ [see *Pediatric Use (8.4) and Clinical Studies (14.5)*].

Table 4 Mean Change in CD4+ Count and Percentage from Baseline to Week 24 in Virologically-Suppressed Pediatric Patients from 6 to <12 Years Who Switched to GENVOYA

	Baseline	Mean Change from Baseline			
		Week 2	Week 4	Week 12	Week 24
CD4+ Cell Count (cells/mm ³)	966 (201.7) ^a	-162	-125	-162	-150
CD4%	40 (5.3) ^a	+0.5%	-0.1%	-0.8%	-1.5%

a. Mean (SD)

6.2 Postmarketing Experience

The following events have been identified during post approval use of products containing TAF, including GENVOYA. Because these events are reported voluntarily from a population of uncertain size, it is not always possible to reliably estimate their frequency or establish a causal relationship to drug exposure.

Skin and Subcutaneous Tissue Disorders

Angioedema, urticaria, and rash

7 DRUG INTERACTIONS

7.1 Not Recommended with Other Antiretroviral Medications

GENVOYA is a complete regimen for the treatment of HIV-1 infection; therefore, coadministration of GENVOYA with other antiretroviral medications for treatment of HIV-1 infection should be avoided. Complete information regarding potential drug-drug interactions with other antiretroviral medications is not provided [see *Contraindications (4), Warnings and Precautions (5.2) and Clinical Pharmacology (12.3)*].

7.2 Potential for GENVOYA to Affect Other Drugs

Cobicistat, a component of GENVOYA, is an inhibitor of CYP3A and CYP2D6 and an inhibitor of the following transporters: P-glycoprotein (P-gp), BCRP, OATP1B1 and OATP1B3. Thus, coadministration of GENVOYA with drugs that are primarily

metabolized by CYP3A or CYP2D6, or are substrates of P-gp, BCRP, OATP1B1 or OATP1B3 may result in increased plasma concentrations of such drugs (see Table 5). Elvitegravir is a modest inducer of CYP2C9 and may decrease the plasma concentrations of CYP2C9 substrates. TAF is not an inhibitor of CYP1A2, CYP2B6, CYP2C8, CYP2C9, CYP2C19, CYP2D6, or UGT1A1. TAF is a weak inhibitor of CYP3A *in vitro*. TAF is not an inhibitor or inducer of CYP3A *in vivo*.

7.3 Potential for Other Drugs to Affect One or More Components of GENVOYA

Elvitegravir and cobicistat, components of GENVOYA, are metabolized by CYP3A. Cobicistat is also metabolized, to a minor extent, by CYP2D6.

Drugs that induce CYP3A activity are expected to increase the clearance of elvitegravir and cobicistat, resulting in decreased plasma concentration of cobicistat, elvitegravir, and TAF, which may lead to loss of therapeutic effect of GENVOYA and development of resistance (see Table 5).

Coadministration of GENVOYA with other drugs that inhibit CYP3A may decrease the clearance and increase the plasma concentration of cobicistat (see Table 5).

TAF, a component of GENVOYA, is a substrate of P-gp, BCRP, OATP1B1 and OATP1B3. Drugs that inhibit P-gp and/or BCRP, such as cobicistat, may increase the absorption of TAF (see Table 13). However, when TAF is administered as a component of GENVOYA, its availability is increased by cobicistat and a further increase of TAF concentrations is not expected upon coadministration of an additional P-gp and/or BCRP inhibitor. Drugs that induce P-gp activity are expected to decrease the absorption of TAF, resulting in decreased plasma concentration of TAF.

7.4 Drugs Affecting Renal Function

Because emtricitabine and tenofovir are primarily excreted by the kidneys by a combination of glomerular filtration and active tubular secretion, coadministration of GENVOYA with drugs that reduce renal function or compete for active tubular secretion may increase concentrations of emtricitabine, tenofovir, and other renally eliminated drugs and this may increase the risk of adverse reactions. Some examples of drugs that are eliminated by active tubular secretion include, but are not limited to, acyclovir, cidofovir, ganciclovir, valacyclovir, valganciclovir, aminoglycosides (e.g., gentamicin), and high-dose or multiple NSAIDs [see *Warnings and Precautions* (5.4)].

7.5 Established and Other Potentially Significant Interactions

Table 5 provides a listing of established or potentially clinically significant drug interactions [see *Contraindications* (4)]. The drug interactions described are based on studies conducted with either GENVOYA, the components of GENVOYA (elvitegravir, cobicistat, emtricitabine, and tenofovir alafenamide) as individual agents and/or in combination, or are predicted drug interactions that may occur with GENVOYA [for *magnitude of interaction*, see *Clinical Pharmacology* (12.3)]. The table includes potentially significant interactions but is not all inclusive.

Table 5 Established and Other Potentially Significant^a Drug Interactions: Alteration in Dose or Regimen May Be Recommended Based on Drug Interaction Studies or Predicted Interaction

Concomitant Drug Class: Drug Name	Effect on Concentration ^b	Clinical Comment
Acid Reducing Agents: antacids* e.g., aluminum and magnesium hydroxide	↓ elvitegravir	Separate GENVOYA and antacid administration by at least 2 hours.
Alpha 1-adrenoreceptor antagonist: alfuzosin	↑ alfuzosin	Coadministration with alfuzosin is contraindicated due to potential for serious and/or life-threatening reactions such as hypotension.
Antiarrhythmics: e.g., amiodarone bepridil digoxin* disopyramide flecainide systemic lidocaine mexiletine propafenone quinidine	↑ antiarrhythmics ↑ digoxin	Caution is warranted and therapeutic concentration monitoring, if available, is recommended for antiarrhythmics when coadministered with GENVOYA.
Antibacterials: clarithromycin telithromycin	↑ clarithromycin ↑ telithromycin ↑ cobicistat	<u>Patients with CL_{cr} greater than or equal to 60 mL/minute:</u> No dosage adjustment of clarithromycin is required. <u>Patients with CL_{cr} between 50 mL/minute and 60 mL/minute:</u> The dosage of clarithromycin should be reduced by 50%.
Anticoagulants: Direct Oral Anticoagulants (DOACs) apixaban rivaroxaban betrixaban dabigatran edoxaban	↑ apixaban ↑ rivaroxaban ↑ betrixaban ↑ dabigatran ↑ edoxaban	Due to potentially increased bleeding risk, dosing recommendations for coadministration with GENVOYA depends on the apixaban dose. Refer to apixaban dosing instructions for coadministration with strong CYP3A and P-gp inhibitors in apixaban prescribing information. Coadministration of rivaroxaban with GENVOYA is not recommended because it may lead to an increased bleeding risk. Due to potentially increased bleeding risk, dosing recommendations for coadministration of betrixaban, dabigatran, or edoxaban with a P-gp inhibitor such as GENVOYA depends on DOAC indication and renal

warfarin	Effect on warfarin unknown	function. Refer to DOAC dosing instructions for coadministration with P-gp inhibitors in DOAC prescribing information. Monitor the international normalized ratio (INR) upon coadministration of warfarin with GENVOYA.
Anticonvulsants: carbamazepine* phenobarbital phenytoin oxcarbazepine ethosuximide	↓ elvitegravir ↓ cobicistat ↓ TAF ↑ ethosuximide	Coadministration with carbamazepine, phenobarbital, or phenytoin is contraindicated due to potential for loss of therapeutic effect and development of resistance. Alternative anticonvulsants should be considered when GENVOYA is administered with oxcarbazepine. Clinical monitoring is recommended upon coadministration of ethosuximide with GENVOYA.
Antidepressants: Selective Serotonin Reuptake Inhibitors (SSRIs) e.g., paroxetine Tricyclic Antidepressants (TCAs) e.g., amitriptyline desipramine* imipramine nortriptyline bupropion trazodone	↑ SSRIs (except sertraline) ↑ TCAs ↑ trazodone	Careful dosage titration of the antidepressant and monitoring for antidepressant response are recommended when coadministered with GENVOYA.
Antifungals: itraconazole ketoconazole* voriconazole	↑ elvitegravir ↑ cobicistat ↑ itraconazole ↑ ketoconazole ↑ voriconazole	When administering with GENVOYA, the maximum daily dosage of ketoconazole or itraconazole should not exceed 200 mg per day. An assessment of benefit/risk ratio is recommended to justify use of voriconazole with GENVOYA.
Anti-gout: colchicine	↑ colchicine	GENVOYA is not recommended to be coadministered with colchicine to patients with renal or hepatic impairment. <u>Treatment of gout-flares – coadministration of colchicine in patients receiving GENVOYA:</u> 0.6 mg (1 tablet) x 1 dose, followed by 0.3 mg (half tablet) 1 hour later. Treatment course to be repeated no earlier than 3 days. <u>Prophylaxis of gout-flares – coadministration of</u>

		<p><u>colchicine in patients receiving GENVOYA:</u> If the original regimen was 0.6 mg twice a day, the regimen should be adjusted to 0.3 mg once a day. If the original regimen was 0.6 mg once a day, the regimen should be adjusted to 0.3 mg once every other day.</p> <p><u>Treatment of familial Mediterranean fever – coadministration of colchicine in patients receiving GENVOYA:</u> Maximum daily dosage of 0.6 mg (may be given as 0.3 mg twice a day).</p>
<p>Antimycobacterial: rifampin</p> <p>rifabutin* rifapentine</p>	<p>↓ elvitegravir ↓ cobicistat ↓ TAF</p>	<p>Coadministration with rifampin is contraindicated due to potential for loss of therapeutic effect and development of resistance .</p> <p>Coadministration of GENVOYA with rifabutin or rifapentine is not recommended.</p>
<p>Antipsychotics: lurasidone</p> <p>pimozide</p> <p>quetiapine</p> <p>Other antipsychotics e.g., perphenazine risperidone thioridazine</p>	<p>↑ lurasidone</p> <p>↑ pimozide</p> <p>↑ quetiapine</p> <p>↑ antipsychotic</p>	<p>Coadministration with lurasidone is contraindicated due to potential for serious and/or life-threatening reactions.</p> <p>Coadministration with pimozide is contraindicated due to potential for serious and/or life-threatening reactions such as cardiac arrhythmias.</p> <p><u>Initiation of GENVOYA in patients taking quetiapine:</u> Consider alternative antiretroviral therapy to avoid increases in quetiapine exposure. If coadministration is necessary, reduce the quetiapine dose to 1/6 of the current dose and monitor for quetiapine-associated adverse reactions. Refer to the quetiapine prescribing information for recommendations on adverse reaction monitoring.</p> <p><u>Initiation of quetiapine in patients taking GENVOYA:</u> Refer to the quetiapine prescribing information for initial dosing and titration of quetiapine.</p> <p>A decrease in dose of the antipsychotics that are metabolized by CYP3A or CYP2D6 may be needed when coadministered with GENVOYA.</p>
<p>Beta-Blockers: e.g., metoprolol timolol</p>	<p>↑ beta-blockers</p>	<p>Clinical monitoring is recommended and a dosage decrease of the beta blocker may be necessary when these agents are coadministered with GENVOYA.</p>
<p>Calcium Channel</p>	<p>↑ calcium channel</p>	<p>Caution is warranted and clinical monitoring is</p>

<p>Blockers: e.g., amlodipine diltiazem felodipine nicardipine nifedipine verapamil</p>	<p>blockers</p>	<p>recommended upon coadministration of calcium channel blockers with GENVOYA.</p>
<p>Corticosteroids (all routes excluding cutaneous): e.g., betamethasone budesonide ciclesonide dexamethasone fluticasone methylprednisolone mometasone prednisone triamcinolone</p>	<p>↓ elvitegravir ↓ cobicistat ↑ corticosteroids</p>	<p>Coadministration with oral dexamethasone or other systemic corticosteroids that induce CYP3A may result in loss of therapeutic effect and development of resistance to elvitegravir. Consider alternative corticosteroids.</p> <p>Coadministration with corticosteroids whose exposures are significantly increased by strong CYP3A inhibitors can increase the risk for Cushing's syndrome and adrenal suppression.</p> <p>Alternative corticosteroids including beclomethasone and prednisolone (whose PK and/or PD are less affected by strong CYP3A inhibitors relative to other studied steroids) should be considered, particularly for long-term use.</p>
<p>Endothelin Receptor Antagonists: bosentan</p>	<p>↑ bosentan</p>	<p><u>Coadministration of bosentan in patients on GENVOYA:</u> In patients who have been receiving GENVOYA for at least 10 days, start bosentan at 62.5 mg once daily or every other day based upon individual tolerability.</p> <p><u>Coadministration of GENVOYA in patients on bosentan:</u> Discontinue use of bosentan at least 36 hours prior to initiation of GENVOYA. After at least 10 days following the initiation of GENVOYA, resume bosentan at 62.5 mg once daily or every other day based upon individual tolerability.</p>
<p>Ergot Derivatives: dihydroergotamine ergotamine methylegonovine</p>	<p>↑ ergot derivatives</p>	<p>Coadministration is contraindicated due to potential for serious and/or life-threatening reactions such as acute ergot toxicity characterized by peripheral vasospasm and ischemia of the extremities and other tissues [see <i>Contraindications (4)</i>].</p>
<p>GI Motility Agent: cisapride</p>	<p>↑ cisapride</p>	<p>Coadministration is contraindicated due to potential for serious and/or life-threatening reactions such as cardiac arrhythmias.</p>
<p>Herbal Products: St. John's wort (<i>Hypericum perforatum</i>)</p>	<p>↓ elvitegravir ↓ cobicistat ↓ TAF</p>	<p>Coadministration is contraindicated due to potential for loss of therapeutic effect and development of resistance.</p>

<p>Hormonal Contraceptives: drospirenone/ethinyl estradiol* levonorgestrel norgestimate/ethinyl estradiol</p>	<p>↑ drospirenone ↑ norgestimate ↑ levonorgestrel ↓ ethinyl estradiol</p>	<p>Additional or alternative non-hormonal forms of contraception should be considered when estrogen based contraceptives are coadministered with GENVOYA.</p> <p>Plasma concentrations of drospirenone may be increased when coadministered with cobicistat-containing products. Clinical monitoring is recommended due to the potential for hyperkalemia.</p> <p>The effects of increases in the concentration of the progestational component norgestimate are not fully known and can include increased risk of insulin resistance, dyslipidemia, acne, and venous thrombosis. The potential risks and benefits associated with coadministration of norgestimate/ethinyl estradiol with GENVOYA should be considered, particularly in patients who have risk factors for these events.</p> <p>The effect of GENVOYA on other hormonal contraceptives (e.g., contraceptive patch, contraceptive vaginal ring, or injectable contraceptives) or oral contraceptives containing progestogens other than drospirenone, levonorgestrel, or norgestimate has not been studied; therefore, alternative (non-hormonal) methods of contraception can be considered.</p>
<p>Immuno-suppressants: e.g., cyclosporine (CsA) sirolimus tacrolimus</p>	<p>↑ immuno-suppressants ↑ elvitegravir (with CsA) ↑ cobicistat (with CsA)</p>	<p>Therapeutic monitoring of the immunosuppressive agents is recommended upon coadministration with GENVOYA.</p> <p>Monitor for adverse events associated with GENVOYA when coadministered with cyclosporine.</p>
<p>Lipid-modifying Agents:</p> <p>HMG-CoA Reductase Inhibitors: lovastatin simvastatin atorvastatin</p> <p>Other Lipid-modifying Agents: lomitapide</p>	<p>↑ lovastatin ↑ simvastatin</p> <p>↑ atorvastatin</p> <p>↑ lomitapide</p>	<p>Coadministration with lovastatin or simvastatin is contraindicated due to potential for serious reactions such as myopathy including rhabdomyolysis.</p> <p>Initiate atorvastatin with the lowest starting dose of atorvastatin and titrate carefully while monitoring for safety.</p> <p>Coadministration with lomitapide is contraindicated due to potential for markedly increased transaminases.</p>

<p>Narcotic Analgesics: buprenorphine/ naloxone*</p> <p>fentanyl</p> <p>tramadol</p>	<p>↑ buprenorphine ↑ norbuprenorphine ↓ naloxone</p> <p>↑ fentanyl</p> <p>↑ tramadol</p>	<p>No dosage adjustment of buprenorphine/naloxone is required upon coadministration with GENVOYA. Patients should be closely monitored for sedation and cognitive effects.</p> <p>Careful monitoring of therapeutic and adverse effects of fentanyl (including potentially fatal respiratory depression) is recommended with coadministration.</p> <p>A dose decrease may be needed for tramadol with concomitant use.</p>
<p>Inhaled Beta Agonist: salmeterol</p>	<p>↑ salmeterol</p>	<p>Coadministration of salmeterol and GENVOYA is not recommended. Coadministration of salmeterol with GENVOYA may result in increased risk of cardiovascular adverse events associated with salmeterol, including QT prolongation, palpitations, and sinus tachycardia.</p>
<p>Phosphodiesterase-5 (PDE5) Inhibitors: sildenafil tadalafil vardenafil</p>	<p>↑ PDE5 inhibitors</p>	<p><u>Use of PDE-5 inhibitors for pulmonary arterial hypertension (PAH):</u> Coadministration of sildenafil with GENVOYA is contraindicated when used for treatment of PAH, due to potential for PDE-5 inhibitor associated adverse reactions, including hypotension, syncope, visual disturbances, and priapism.</p> <p>The following dose adjustments are recommended for the use of tadalafil with GENVOYA:</p> <p><i>Coadministration of tadalafil in patients on GENVOYA:</i> In patients receiving GENVOYA for at least 1 week, start tadalafil at 20 mg once daily. Increase tadalafil dose to 40 mg once daily based upon individual tolerability.</p> <p><i>Coadministration of GENVOYA in patients on tadalafil:</i> Avoid use of tadalafil during the initiation of GENVOYA. Stop tadalafil at least 24 hours prior to starting GENVOYA. After at least one week following initiation of GENVOYA, resume tadalafil at 20 mg once daily. Increase tadalafil dose to 40 mg once daily based upon individual tolerability.</p> <p><u>Use of PDE-5 inhibitors for erectile dysfunction:</u> Sildenafil at a single dose not exceeding 25 mg in 48 hours, vardenafil at a single dose not exceeding 2.5 mg in 72 hours, or tadalafil at a single dose not exceeding 10 mg in 72 hours can be used with increased monitoring for PDE-5 inhibitor associated with adverse events.</p>

<p>Sedative/hypnotics: midazolam (oral) triazolam</p> <p>Other benzodiazepines: e.g., parenterally administered midazolam clorazepate diazepam estazolam flurazepam</p> <p>bupirone zolpidem</p>	<p>↑ midazolam ↑ triazolam</p> <p>↑ sedatives/hypnotics</p>	<p>Coadministration with triazolam or orally administered midazolam is contraindicated due to potential for serious and/or life-threatening reactions such as prolonged or increased sedation or respiratory depression.</p> <p>Triazolam and orally administered midazolam are extensively metabolized by CYP3A. Coadministration of triazolam or orally administered midazolam with GENVOYA may cause large increases in the concentrations of these benzodiazepines.</p> <p>Coadministration of parenteral midazolam with GENVOYA should be done in a setting that ensures close clinical monitoring and appropriate medical management in case of respiratory depression and/or prolonged sedation. Dosage reduction for midazolam should be considered, especially if more than a single dose of midazolam is administered.</p> <p>With other sedative/hypnotics, dose reduction may be necessary and clinical monitoring is recommended.</p>
---	---	--

* Indicates that a drug-drug interaction trial was conducted.

- a. This table is not all inclusive.
- b. ↑ = Increase, ↓ = Decrease

7.6 Drugs without Clinically Significant Interactions with GENVOYA

Based on drug interaction studies conducted with the components of GENVOYA, no clinically significant drug interactions have been observed when GENVOYA is combined with the following drugs: famciclovir, famotidine, ledipasvir, methadone, omeprazole, sertraline, sofosbuvir, velpatasvir, and voxilaprevir.

8 USE IN SPECIFIC POPULATIONS

8.1 Pregnancy

Pregnancy Exposure Registry

There is a pregnancy exposure registry that monitors pregnancy outcomes in individuals exposed to GENVOYA during pregnancy. Healthcare providers are encouraged to register patients by calling the Antiretroviral Pregnancy Registry (APR) at 1-800-258-4263.

Risk Summary

GENVOYA is not recommended during pregnancy [see *Dosage and Administration* (2.5)]. A literature report evaluating the pharmacokinetics of antiretrovirals during pregnancy demonstrated substantially lower exposures of elvitegravir and cobicistat in the second and third trimesters (see *Data*).

Prospective pregnancy data from the APR are not sufficient to adequately assess the risk of birth defects or miscarriage. However, elvitegravir, cobicistat, emtricitabine, and TAF use during pregnancy have been evaluated in a limited number of individuals as reported to the APR. Available data from the APR show no increase in the overall risk of major birth defects for emtricitabine or cobicistat compared with the background rate for major birth defects of 2.7% in a U.S. reference population of the Metropolitan Atlanta Congenital Defects Program (MACDP). The number of exposures to TAF and elvitegravir are insufficient to make a risk assessment compared to a reference population (see *Data*). The rate of miscarriage is not reported in the APR. In the U.S. general population, the estimated background risk of miscarriage in clinically recognized pregnancies is 15-20%.

In animal studies, no adverse developmental effects were observed when the components of GENVOYA were administered separately during the period of organogenesis at exposures up to 23 and 0.2 times (rat and rabbits, respectively: elvitegravir), 1.6 and 3.8 times (rats and rabbits, respectively: cobicistat), 60 and 108 times (mice and rabbits, respectively; emtricitabine) and equal to and 53 times (rats and rabbits, respectively; TAF) the exposure at the recommended daily dosage of these components in GENVOYA (see *Data*). Likewise, no adverse developmental effects were seen when elvitegravir or cobicistat was administered to rats through lactation at exposures up to 18 times or 1.2 times, respectively, the human exposure at the recommended therapeutic dose, and when emtricitabine was administered to mice through lactation at exposures up to approximately 60 times the exposure at the recommended daily dose. No adverse effects were observed in the offspring when TDF was administered through lactation at tenofovir exposures of approximately 14 times the exposure at the recommended daily dosage of GENVOYA.

Data

Human Data

A prospective study, reported in the literature, enrolled 30 pregnant women living with HIV who were receiving elvitegravir and cobicistat-based regimens in the second or third trimesters of pregnancy and through 6 to 12 weeks postpartum to evaluate the pharmacokinetics (PK) of antiretrovirals during pregnancy. Twenty-eight women completed the study through the postpartum period. Paired pregnancy/postpartum PK data were available from 14 and 24 women for the second and third trimesters, respectively. Exposures of elvitegravir and cobicistat were substantially lower during the second and third trimesters compared to postpartum. The proportion of pregnant women who were virologically suppressed was 77% in the second trimester, 92% in the third trimester, and 76% postpartum. No correlation was observed between viral suppression and elvitegravir exposure. HIV status was also assessed for infants: 25 were uninfected, 2 had indeterminate status, and no information was available for 3 infants.

Prospective reports from the APR of overall major birth defects in pregnancies exposed to the components of GENVOYA are compared with a U.S. background major birth defect rate. Methodological limitations of the APR include the use of

MACDP as the external comparator group. Limitations of using an external comparator include differences in methodology and populations, as well as confounding due to the underlying disease.

Elvitegravir:

The APR has received prospective reports of 5 birth defects among 180 first trimester exposures to elvitegravir-containing regimens during pregnancy resulting in live births. No birth defects were reported among 52 exposures during the second/third trimester. The number of exposures is insufficient to make a risk assessment compared to a reference population.

Cobicistat:

Based on prospective reports to the APR of 204 first trimester exposures to cobicistat-containing regimens during pregnancy, there was no increase in overall major birth defects with cobicistat compared with the background birth defect rate of 2.7% in the U.S. reference population of the MACDP. The prevalence of birth defects in live births was 2.5% (95% CI: 0.8% to 5.6%) with first trimester exposure to cobicistat-containing regimens. The 58 second/third trimester cobicistat exposures reported to the APR are insufficient to make a risk assessment.

Emtricitabine (FTC):

Based on prospective reports to the APR of exposures to emtricitabine-containing regimens during pregnancy resulting in live births (including over 2,700 exposed in the first trimester and over 1,200 exposed in the second/third trimester), there was no increase in overall major birth defects with FTC compared with the background birth defect rate of 2.7% in the U.S. reference population of the MACDP. The prevalence of birth defects in live births was 2.4% (95% CI: 1.9% to 3.1%) with first trimester exposure to FTC-containing regimens and 2.3% (95% CI: 1.5% to 3.3%) with second/third trimester exposure to emtricitabine-containing regimens.

Tenofovir Alafenamide (TAF):

The APR has received prospective reports of 3 birth defects among 56 first trimester exposures to TAF-containing regimens during pregnancy resulting in live births. No birth defects were reported among 29 exposures during the second/third trimester. The number of exposures is insufficient to make a risk assessment compared to a reference population.

Animal Data

Elvitegravir:

Elvitegravir was administered orally to pregnant rats (0, 300, 1000, and 2000 mg/kg/day) and rabbits (0, 50, 150, and 450 mg/kg/day) through organogenesis (on gestation days 7 through 17 and days 7 through 19, respectively). No significant toxicological effects were observed in embryo-fetal toxicity studies performed with elvitegravir in rats at exposures (AUC) approximately 23 times and in rabbits at

approximately 0.2 times the human exposures at the recommended daily dose. In a pre/postnatal developmental study, elvitegravir was administered orally to rats at doses of 0, 300, 1000, and 2000 mg/kg from gestation day 7 to day 20 of lactation. At doses of 2000 mg/kg/day of elvitegravir, neither maternal nor developmental toxicity was noted. Systemic exposures (AUC) at this dose were 18 times the human exposures at the recommended daily dose.

Cobicistat:

Cobicistat was administered orally to pregnant rats at doses of 0, 25, 50, 125 mg/kg/day on gestation day 6 to 17. Increases in post-implantation loss and decreased fetal weights were observed at a maternal toxic dose of 125 mg/kg/day. No malformations were noted at doses up to 125 mg/kg/day. Systemic exposures (AUC) at 50 mg/kg/day in pregnant females were 1.6 times higher than human exposures at the recommended daily dose.

In pregnant rabbits, cobicistat was administered orally at doses of 0, 20, 50, and 100 mg/kg/day during gestation days 7 to 20. No maternal or embryo/fetal effects were noted at the highest dose of 100 mg/kg/day. Systemic exposures (AUC) at 100 mg/kg/day were 3.8 times higher than human exposures at the recommended daily dose.

In a pre/postnatal developmental study in rats, cobicistat was administered orally at doses of 0, 10, 30, and 75 mg/kg from gestation day 6 to postnatal day 20, 21, or 22. At doses of 75 mg/kg/day of cobicistat, neither maternal nor developmental toxicity was noted. Systemic exposures (AUC) at this dose were 1.2 times the human exposures at the recommended daily dose.

Emtricitabine:

Emtricitabine was administered orally to pregnant mice (250, 500, or 1000 mg/kg/day) and rabbits (100, 300, or 1000 mg/kg/day) through organogenesis (on gestation days 6 through 15, and 7 through 19, respectively). No significant toxicological effects were observed in embryo-fetal toxicity studies performed with emtricitabine in mice at exposures (AUC) approximately 60 times higher and in rabbits at approximately 108 times higher than human exposures at the recommended daily dose.

In a pre/postnatal development study with emtricitabine, mice were administered doses up to 1000 mg/kg/day; no significant adverse effects directly related to drug were observed in the offspring exposed daily from before birth (*in utero*) through sexual maturity at daily exposures (AUC) of approximately 60 times higher than human exposures at the recommended daily dose.

Tenofovir Alafenamide (TAF):

TAF was administered orally to pregnant rats (25, 100, or 250 mg/kg/day) and rabbits (10, 30, or 100 mg/kg/day) through organogenesis (on gestation days 6 through 17, and 7 through 20, respectively). No adverse embryo-fetal effects were observed in rats and rabbits at TAF exposures similar to (rats) and approximately 53

(rabbits) times higher than the exposure in humans at the recommended daily dose of GENVOYA. TAF is rapidly converted to tenofovir; the observed tenofovir exposure in rats and rabbits were 59 (rats) and 93 (rabbits) times higher than human tenofovir exposures at the recommended daily doses. Since TAF is rapidly converted to tenofovir and lower tenofovir exposures in rats and mice were observed after TAF administration compared to TDF administration, a pre/postnatal development study in rats was conducted only with TDF. Doses up to 600 mg/kg/day were administered through lactation; no adverse effects were observed in the offspring on gestation day 7 [and lactation day 20] at tenofovir exposures of approximately 14 [21] times higher than the exposures in humans at the recommended daily dose of GENVOYA.

8.2 Lactation

Risk Summary

The Centers for Disease Control and Prevention recommend that HIV-infected mothers not breastfeed their infants to avoid risking postnatal transmission of HIV.

Based on published data, emtricitabine has been shown to be present in human breast milk; it is unknown if elvitegravir, cobicistat, and TAF are present in human breast milk. Elvitegravir and cobicistat are present in rat milk, and tenofovir has been shown to be present in the milk of lactating rats and rhesus monkeys after administration of TDF [see *Data*]. It is unknown if TAF is present in animal milk.

It is not known if GENVOYA affects milk production or has effects on the breastfed child. Because of the potential for 1) HIV transmission (in HIV-negative infants); 2) developing viral resistance (in HIV-positive infants); and 3) adverse reactions in a breastfed infant similar to those seen in adults, instruct mothers not to breastfeed if they are receiving GENVOYA.

Data

Animal Data

Elvitegravir: During the pre/postnatal developmental toxicology study at doses up to 2000 mg/kg/day, a mean elvitegravir milk to plasma ratio of 0.1 was measured 30 minutes after administration to rats on lactation day 14.

Cobicistat: During the pre/postnatal developmental toxicology study at doses up to 75 mg/kg/day, mean cobicistat milk to plasma ratio of up to 1.9 was measured 2 hours after administration to rats on lactation day 10.

Tenofovir Alafenamide: Studies in rats and monkeys have demonstrated that tenofovir is secreted in milk. During the pre/postnatal developmental toxicology study, tenofovir was excreted into the milk of lactating rats following oral administration of TDF (up to 600 mg/kg/day) at up to approximately 24% of the median plasma concentration in the highest dosed animals at lactation day 11. Tenofovir was excreted into the milk of lactating rhesus monkeys, following a single

subcutaneous (30 mg/kg) dose of tenofovir, at concentrations up to approximately 4% of plasma concentration resulting in exposure (AUC) of approximately 20% of plasma exposure.

8.4 Pediatric Use

The safety and effectiveness of GENVOYA for the treatment of HIV-1 infection was established in pediatric patients with body weight greater than or equal to 25 kg [see *Indications and Usage (1) and Dosage and Administration (2.2)*].

Use of GENVOYA in pediatric patients between the ages of 12 to less than 18 years and weighing at least 35 kg is supported by studies in adults and by a study in antiretroviral treatment-naïve HIV-1 infected pediatric subjects ages 12 to less than 18 years and weighing at least 35 kg (cohort 1 of Study 106, N=50). The safety and efficacy of GENVOYA in these pediatric subjects was similar to that in adults [see *Adverse Reactions (6.1), Clinical Pharmacology (12.3), and Clinical Studies (14.5)*].

Use of GENVOYA in pediatric patients weighing at least 25 kg is supported by studies in adults and by an open-label trial in virologically-suppressed pediatric subjects ages 6 to less than 12 years and weighing at least 25 kg, in which subjects were switched from their antiretroviral regimen to GENVOYA (cohort 2 of Study 106, N=23). The safety in these subjects through 24 weeks was similar to that in antiretroviral treatment-naïve adults with the exception of a decrease in mean change from baseline in CD4+ cell count [see *Adverse Reactions (6.1), Clinical Pharmacology (12.3), and Clinical Studies (14.5)*].

Safety and effectiveness of GENVOYA in pediatric patients less than 25 kg have not been established.

8.5 Geriatric Use

Clinical trials of GENVOYA included 97 subjects (80 receiving GENVOYA) aged 65 years and over. No differences in safety or efficacy have been observed between elderly subjects and adults between 18 and less than 65 years of age.

8.6 Renal Impairment

The pharmacokinetics, safety, and virologic and immunologic responses of GENVOYA in HIV-1 infected adult subjects with renal impairment (estimated creatinine clearance between 30 and 69 mL per minute by Cockcroft-Gault method) were evaluated in 248 subjects in an open-label trial, Study 112.

The pharmacokinetics, safety, virologic and immunologic responses of GENVOYA in HIV-1 infected adult subjects with ESRD (estimated creatinine clearance of less than 15 mL per minute by Cockcroft-Gault method) receiving chronic hemodialysis were evaluated in 55 subjects in an open-label trial, Study 1825 [see *Adverse Reactions (6.1) and Clinical Studies (14.4)*].

No dosage adjustment of GENVOYA is recommended in patients with estimated creatinine clearance greater than or equal to 30 mL per minute, or in adult patients with ESRD (estimated creatinine clearance below 15 mL per minute) who are receiving chronic hemodialysis. On days of hemodialysis, administer GENVOYA after completion of hemodialysis treatment [see *Dosage and Administration (2.2)*].

GENVOYA is not recommended in patients with severe renal impairment (estimated creatinine clearance of 15 to below 30 mL per minute), or in patients with ESRD who are not receiving chronic hemodialysis, as the safety of GENVOYA has not been established in these populations [see *Dosage and Administration (2.3)*, *Warnings and Precautions (5.4)* and *Clinical Pharmacology (12.3)*].

8.7 Hepatic Impairment

No dosage adjustment of GENVOYA is required in patients with mild (Child-Pugh Class A) or moderate (Child-Pugh Class B) hepatic impairment. GENVOYA has not been studied in patients with severe hepatic impairment (Child-Pugh Class C). Therefore, GENVOYA is not recommended for use in patients with severe hepatic impairment [see *Dosage and Administration (2.4)* and *Clinical Pharmacology (12.3)*].

10 OVERDOSAGE

No data are available on overdose of GENVOYA in patients. If overdose occurs, monitor the patient for evidence of toxicity. Treatment of overdose with GENVOYA consists of general supportive measures including monitoring of vital signs as well as observation of the clinical status of the patient.

Elvitegravir: Limited clinical experience is available at doses higher than the recommended dose of elvitegravir in GENVOYA. In one study, elvitegravir (administered with the CYP3A inhibitor cobicistat) equivalent to 2 times the therapeutic dose of 150 mg once daily for 10 days was administered to 42 healthy subjects. No severe adverse reactions were reported. The effects of higher doses are not known. As elvitegravir is highly bound to plasma proteins, it is unlikely that it will be significantly removed by hemodialysis or peritoneal dialysis.

Cobicistat: Limited clinical experience is available at doses higher than the recommended dose of cobicistat in GENVOYA. In two studies, a single dose of cobicistat 400 mg (2.7 times the dose in GENVOYA) was administered to a total of 60 healthy subjects. No severe adverse reactions were reported. The effects of higher doses are not known. As cobicistat is highly bound to plasma proteins, it is unlikely that it will be significantly removed by hemodialysis or peritoneal dialysis.

Emtricitabine: Limited clinical experience is available at doses higher than the recommended dose of emtricitabine in GENVOYA. In one clinical pharmacology study, single doses of emtricitabine 1200 mg (6 times the dose in GENVOYA) were administered to 11 subjects. No severe adverse reactions were reported. The effects of higher doses are not known.

Hemodialysis treatment removes approximately 30% of the emtricitabine dose over a 3-hour dialysis period starting within 1.5 hours of emtricitabine dosing (blood flow rate of 400 mL per minute and a dialysate flow rate of 600 mL per minute). It is not known whether emtricitabine can be removed by peritoneal dialysis.

Tenofovir alafenamide (TAF): Limited clinical experience is available at doses higher than the recommended dose of TAF in GENVOYA. A single dose of 125 mg TAF (12.5 times the dose in GENVOYA) was administered to 48 healthy subjects; no serious adverse reactions were reported. The effects of higher doses are unknown. Tenofovir is efficiently removed by hemodialysis with an extraction coefficient of approximately 54%.

11 DESCRIPTION

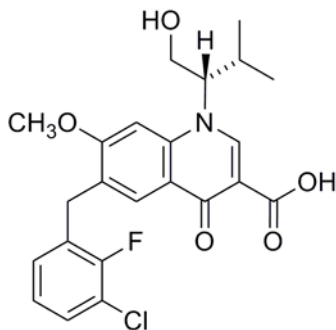
GENVOYA (elvitegravir, cobicistat, emtricitabine, and tenofovir alafenamide) is a fixed-dose combination tablet containing elvitegravir, cobicistat, emtricitabine, and tenofovir alafenamide for oral administration.

- Elvitegravir is an HIV-1 integrase strand transfer inhibitor.
- Cobicistat is a mechanism-based inhibitor of cytochrome P450 (CYP) enzymes of the CYP3A family.
- Emtricitabine, a synthetic nucleoside analog of cytidine, is an HIV nucleoside analog reverse transcriptase inhibitor (HIV NRTI).
- Tenofovir alafenamide, an HIV NRTI, is converted *in vivo* to tenofovir, an acyclic nucleoside phosphonate (nucleotide) analog of adenosine 5'-monophosphate.

Each tablet contains 150 mg of elvitegravir, 150 mg of cobicistat, 200 mg of emtricitabine, and 10 mg of tenofovir alafenamide (equivalent to 11.2 mg of tenofovir alafenamide fumarate). The tablets include the following inactive ingredients: croscarmellose sodium, hydroxypropyl cellulose, lactose monohydrate, magnesium stearate, microcrystalline cellulose, silicon dioxide, and sodium lauryl sulfate. The tablets are film-coated with a coating material containing FD&C Blue No. 2/indigo carmine aluminum lake, iron oxide yellow, polyethylene glycol, polyvinyl alcohol, talc, and titanium dioxide.

Elvitegravir: The chemical name of elvitegravir is 6-(3-chloro-2-fluorobenzyl)-1-[(2S)-1-hydroxy-3-methylbutan-2-yl]-7-methoxy-4-oxo-1,4-dihydroquinoline-3-carboxylic acid.

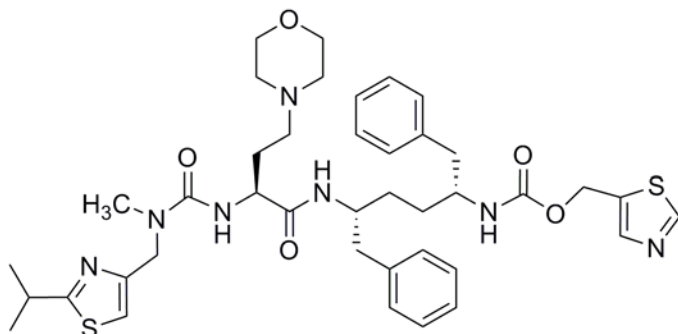
It has a molecular formula of $C_{23}H_{23}ClFNO_5$ and a molecular weight of 447.88. It has the following structural formula:



Elvitegravir is a white to pale yellow powder with a solubility of less than 0.3 micrograms per mL in water at 20 °C.

Cobicistat: The chemical name for cobicistat is 2,7,10,12-tetraazatridecanoic acid, 12-methyl-13-[2-(1-methylethyl)-4-thiazolyl]-9-[2-(4-morpholinyl)ethyl]-8,11-dioxo-3,6-bis(phenylmethyl)-, 5-thiazolylmethyl ester, (3*R*,6*R*,9*S*)-.

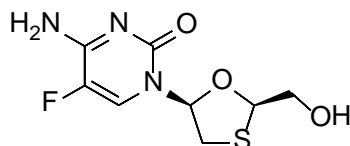
It has a molecular formula of $C_{40}H_{53}N_7O_5S_2$ and a molecular weight of 776.02. It has the following structural formula:



Cobicistat is adsorbed onto silicon dioxide. Cobicistat on silicon dioxide drug substance is a white to pale yellow powder with a solubility of 0.1 mg per mL in water at 20 °C.

Emtricitabine: The chemical name of emtricitabine is 4-amino-5-fluoro-1-(2*R*-hydroxymethyl-1,3-oxathiolan-5*S*-yl)-(1*H*)-pyrimidin-2-one. Emtricitabine is the (-)-enantiomer of a thio analog of cytidine, which differs from other cytidine analogs in that it has a fluorine in the 5 position.

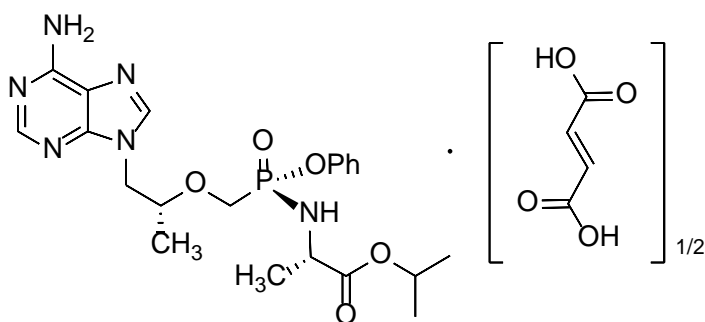
It has a molecular formula of $C_8H_{10}FN_3O_3S$ and a molecular weight of 247.24. It has the following structural formula:



Emtricitabine is a white to off-white powder with a solubility of approximately 112 mg per mL in water at 25 °C.

Tenofovir alafenamide (TAF): The chemical name of tenofovir alafenamide fumarate drug substance is L-alanine, *N*-[(*S*)-[(1*R*)-2-(6-amino-9*H*-purin-9-yl)-1-methylethoxy]methyl]phenoxyphosphinyl]-, 1-methylethyl ester, (2*E*)-2-butenedioate (2:1).

It has an empirical formula of $C_{21}H_{29}O_5N_6P \cdot \frac{1}{2}(C_4H_4O_4)$ and a formula weight of 534.5. It has the following structural formula:



Tenofovir alafenamide fumarate is a white to off-white or tan powder with a solubility of 4.7 mg per mL in water at 20 °C.

12 CLINICAL PHARMACOLOGY

12.1 Mechanism of Action

GENVOYA is a fixed-dose combination of antiretroviral drugs elvitegravir (plus the CYP3A inhibitor cobicistat), emtricitabine, and tenofovir alafenamide [see *Microbiology* (12.4)].

12.2 Pharmacodynamics

Cardiac Electrophysiology

Thorough QT studies have been conducted for elvitegravir, cobicistat, and TAF. The effect of emtricitabine or the combination regimen GENVOYA on the QT interval is not known.

Elvitegravir: In a thorough QT/QTc study in 126 healthy subjects, elvitegravir (coadministered with 100 mg ritonavir) 125 mg and 250 mg (0.83 and 1.67 times the dose in GENVOYA) did not affect the QT/QTc interval and did not prolong the PR interval.

Cobicistat: In a thorough QT/QTc study in 48 healthy subjects, a single dose of cobicistat 250 mg and 400 mg (1.67 and 2.67 times the dose in GENVOYA) did not affect the QT/QTc interval. Prolongation of the PR interval was noted in subjects receiving cobicistat. The maximum mean (95% upper confidence bound) difference in PR from placebo after baseline-correction was 9.5 (12.1) msec for the 250 mg cobicistat dose and 20.2 (22.8) for the 400 mg cobicistat dose. Because the 150 mg cobicistat dose used in the GENVOYA fixed-dose combination tablet is lower than the lowest dose studied in the thorough QT study, it is unlikely that treatment with GENVOYA will result in clinically relevant PR prolongation.

Tenofovir Alafenamide (TAF): In a thorough QT/QTc study in 48 healthy subjects, TAF at the therapeutic dose or at a supratherapeutic dose approximately 5 times the recommended therapeutic dose did not affect the QT/QTc interval and did not prolong the PR interval.

Effects on Serum Creatinine

The effect of cobicistat on serum creatinine was investigated in a Phase 1 study in subjects with an estimated creatinine clearance of at least 80 mL per minute (N=18) and with an estimated creatinine clearance of 50 to 79 mL per minute (N=12). A statistically significant change of estimated creatinine clearance from baseline was observed after 7 days of treatment with cobicistat 150 mg among subjects with an estimated creatinine clearance of at least 80 mL per minute (-9.9 ± 13.1 mL/min) and subjects with an estimated creatinine clearance between 50 and 79 mL per minute (-11.9 ± 7.0 mL per minute). These decreases in estimated creatinine clearance were reversible after cobicistat was discontinued. The actual glomerular filtration rate, as determined by the clearance of probe drug iohexol, was not altered from baseline following treatment of cobicistat among subjects with an estimated creatinine clearance of at least 50 mL per minute, indicating cobicistat inhibits tubular secretion of creatinine, reflected as a reduction in estimated creatinine clearance without affecting the actual glomerular filtration rate.

12.3 Pharmacokinetics

Absorption, Distribution, Metabolism, and Excretion

The pharmacokinetic (PK) properties of the components of GENVOYA are provided in Table 6. The multiple dose PK parameters of elvitegravir, cobicistat, emtricitabine, TAF and its metabolite tenofovir are provided in Table 7.

Table 6 Pharmacokinetic Properties of the Components of GENVOYA

	Elvitegravir	Cobicistat	Emtricitabine	TAF
Absorption				
T _{max} (h)	4	3	3	1
Effect of light meal (relative to fasting): AUC Ratio ^a	1.34 (1.19, 1.51)	1.03 (0.90, 1.17)	0.95 (0.91, 1.00)	1.15 (1.07, 1.24)
Effect of high fat meal (relative to fasting): AUC Ratio ^a	1.87 (1.66, 2.10)	0.83 (0.73, 0.95)	0.96 (0.92, 1.00)	1.18 (1.09, 1.26)
Distribution				
% Bound to human plasma proteins	~99	~98	<4	~80
Source of protein binding data	<i>Ex vivo</i>	<i>In vitro</i>	<i>In vitro</i>	<i>Ex vivo</i>
Blood-to-plasma ratio	0.73	0.5	0.6	1.0
Metabolism				
Metabolism	CYP3A (major) UGT1A1/3 (minor)	CYP3A (major) CYP2D6 (minor)	Not significantly metabolized	Cathepsin A ^b (PBMCs) CES1 (hepatocytes) CYP3A (minimal)
Elimination				
Major route of elimination	Metabolism	Metabolism	Glomerular filtration and active tubular secretion	Metabolism (>80% of oral dose)
t _{1/2} (h) ^c	12.9	3.5	10	0.51
% Of dose excreted in urine ^d	6.7	8.2	70	<1%
% Of dose excreted in feces ^d	94.8	86.2	13.7	31.7

PBMCs = peripheral blood mononuclear cells; CES1 = carboxylesterase 1.

- Values refer to geometric mean ratio in AUC [fed / fasted] and (90% confidence interval). Elvitegravir light meal=~373 kcal, 20% fat; GENVOYA light meal=~400 kcal, 20% fat; elvitegravir and GENVOYA high fat meal=~800 kcal, 50% fat. Based on the effect of food on elvitegravir, GENVOYA should be taken with food.
- In vivo*, TAF is hydrolyzed within cells to form tenofovir (major metabolite), which is phosphorylated to the active metabolite, tenofovir diphosphate. *In vitro* studies have shown that TAF is metabolized to tenofovir by cathepsin A in PBMCs and macrophages; and by CES1 in hepatocytes. Upon coadministration with the moderate CYP3A inducer probe efavirenz, TAF exposure was not significantly affected.
- t_{1/2} values refer to median terminal plasma half-life. Note that the pharmacologically active metabolite, tenofovir diphosphate, has a half-life of 150–180 hours within PBMCs.
- Dosing in mass balance studies: elvitegravir (single dose administration of [¹⁴C] elvitegravir coadministered with 100 mg ritonavir); cobicistat (single dose administration of [¹⁴C] cobicistat after multiple dosing of cobicistat for six days); emtricitabine (single dose administration of [¹⁴C] emtricitabine after multiple dosing of emtricitabine for ten days); TAF (single dose administration of [¹⁴C] TAF).

Table 7 Multiple Dose Pharmacokinetic Parameters of Elvitegravir, Cobicistat, Emtricitabine, Tenofovir Alafenamide (TAF) and its Metabolite Tenofovir Following Oral Administration of GENVOYA with Food in HIV-Infected Adults

Parameter Mean (CV%)	Elvitegravir ^a	Cobicistat ^a	Emtricitabine ^a	TAF ^b	Tenofovir ^c
C _{max} (microgram per mL)	2.1 (33.7)	1.5 (28.4)	2.1 (20.2)	0.16 (51.1)	0.02 (26.1)
AUC _{tau} (microgram•hour per mL)	22.8 (34.7)	9.5 (33.9)	11.7 (16.6)	0.21 (71.8)	0.29 (27.4)
C _{trough} (microgram per mL)	0.29 (61.7)	0.02 (85.2)	0.10 (46.7)	NA	0.01 (28.5)

CV = Coefficient of Variation; NA = Not Applicable

a. From Intensive PK analysis in a Phase 2 trial in HIV infected adults, Study 102 (N=19).

b. From Population PK analysis in two trials of treatment-naïve adults with HIV-1 infection, Studies 104 and 111 (N=539).

c. From Population PK analysis in two trials of treatment-naïve adults with HIV-1 infection, Studies 104 and 111 (N=841).

Special Populations

Geriatric Patients

Pharmacokinetics of elvitegravir, cobicistat, emtricitabine and tenofovir have not been fully evaluated in the elderly (65 years of age and older). Age does not have a clinically relevant effect on exposures of TAF up to 75 years of age [see *Use in Specific Populations (8.5)*].

Pediatric Patients

Mean exposures of elvitegravir, cobicistat, and TAF achieved in 24 pediatric subjects aged 12 to less than 18 years who received GENVOYA in Study 106 were decreased compared to exposures achieved in treatment-naïve adults following administration of GENVOYA, but were overall deemed acceptable based on exposure-response relationships; emtricitabine exposure in adolescents was similar to that in treatment-naïve adults (Table 8).

Table 8 Multiple Dose Pharmacokinetic Parameters of Elvitegravir, Cobicistat, Emtricitabine, Tenofovir Alafenamide (TAF) and its Metabolite Tenofovir Following Oral Administration of GENVOYA in HIV-Infected Pediatric Subjects Aged 12 to less than 18 Years^a

Parameter Mean (CV%)	Elvitegravir	Cobicistat	Emtricitabine	TAF	Tenofovir
C _{max} (microgram per mL)	2.2 (19.2)	1.2 (35.0)	2.3 (22.5)	0.17 (64.4)	0.02 (23.7)
AUC _{tau} (microgram•hour per mL)	23.8 (25.5)	8.2 ^b (36.1)	14.4 (23.9)	0.20 ^b (50.0)	0.29 ^b (18.8)
C _{trough} (microgram per mL)	0.30 (81.0)	0.03 ^c (180.0)	0.10 ^b (38.9)	NA	0.01 (21.4)

CV = Coefficient of Variation; NA = Not Applicable

a. From Intensive PK analysis in a trial in treatment-naïve pediatric subjects with HIV-1 infection, cohort 1 of Study 106 (N=24).

b. N=23

c. N=15

Exposures of the components of GENVOYA achieved in 23 pediatric subjects between the ages of 6 to less than 12 years who received GENVOYA in Study 106 were higher (20 to 80% for AUC) than exposures achieved in adults following the administration of GENVOYA; however, the increase was not considered clinically significant (Table 9) [see *Use in Specific Populations (8.4)*].

Table 9 Multiple Dose Pharmacokinetic Parameters of Elvitegravir, Cobicistat, Emtricitabine, Tenofovir Alafenamide (TAF) and its Metabolite Tenofovir Following Oral Administration of GENVOYA in HIV-Infected Pediatric Subjects Aged 6 to less than 12 Years^a

Parameter Mean (CV%)	Elvitegravir	Cobicistat	Emtricitabine	TAF	Tenofovir
C _{max} (microgram per mL)	3.1 (38.7)	2.1 (46.7)	3.4 (27.0)	0.31 (61.2)	0.03 (20.8)
AUC _{tau} (microgram•hour per mL)	33.8 ^b (57.8)	15.9 ^c (51.7)	20.6 ^b (18.9)	0.33 (44.8)	0.44 (20.9)
C _{trough} (microgram per mL)	0.37 (118.5)	0.1 (168.7)	0.11 (24.1)	NA	0.02 (24.9)

CV = Coefficient of Variation; NA = Not Applicable

a. From Intensive PK analysis in a trial in virologically-suppressed pediatric subjects with HIV-1 infection, cohort 2 of Study 106 (N=23).

b. N=22

c. N=20

Race, Gender

No clinically significant differences in pharmacokinetics of GENVOYA have been identified based on race or gender.

Patients with Renal Impairment

The pharmacokinetics of GENVOYA in HIV-1 infected subjects with mild or moderate renal impairment (estimated creatinine clearance between 30 and 69 mL per minute by Cockcroft-Gault method), and in HIV-1 infected subjects with ESRD (estimated creatinine clearance of less than 15 mL per minute by Cockcroft-Gault method) receiving chronic hemodialysis were evaluated in subsets of virologically suppressed subjects in respective open-label trials, Study 112 and Study 1825. The pharmacokinetics of elvitegravir, cobicistat, and tenofovir alafenamide were similar among healthy subjects, subjects with mild or moderate renal impairment, and subjects with ESRD receiving chronic hemodialysis; increases in emtricitabine and tenofovir exposures in subjects with renal impairment were not considered clinically relevant (Table 10).

Table 10 Pharmacokinetics of GENVOYA in HIV-Infected Adults with Renal Impairment as Compared to Subjects with Normal Renal Function

Estimated Creatinine Clearance ^a	AUC _{tau} (microgram•hour per mL) Mean (CV%)			
	≥90 mL per minute (N=18) ^b	60–89 mL per minute (N=11) ^c	30–59 mL per minute (N=18) ^d	<15 mL per minute (N=12) ^e
Emtricitabine	11.4 (11.9)	17.6 (18.2)	23.0 (23.6)	62.9 (48.0) ^f
Tenofovir	0.32 (14.9)	0.46 (31.5)	0.61 (28.4)	8.72 (39.4) ^g

a. By Cockcroft-Gault method.

b. From a Phase 2 study in HIV-infected adults with normal renal function.

c. These subjects from Study 112 had an estimated creatinine clearance between 60 and 69 mL per minute.

d. Study 112.

e. Study 1825; PK assessed prior to hemodialysis following 3 consecutive daily doses of GENVOYA.

f. N=11.

g. N=10.

Patients with Hepatic Impairment

Elvitegravir and Cobicistat: A study of the pharmacokinetics of elvitegravir (administered with the CYP3A inhibitor cobicistat) was performed in healthy subjects and subjects with moderate hepatic impairment (Child-Pugh Class B). No clinically relevant differences in elvitegravir or cobicistat pharmacokinetics were observed between subjects with moderate hepatic impairment and healthy subjects [see *Use in Specific Populations (8.7)*].

Emtricitabine: The pharmacokinetics of emtricitabine has not been studied in subjects with hepatic impairment; however, emtricitabine is not significantly metabolized by liver enzymes, so the impact of liver impairment should be limited.

Tenofovir Alafenamide (TAF): Clinically relevant changes in TAF and tenofovir pharmacokinetics were not observed in subjects with mild to moderate (Child-Pugh Class A and B) hepatic impairment [see *Use in Specific Populations (8.7)*].

Hepatitis B and/or Hepatitis C Virus Co-infection

Elvitegravir: Limited data from population pharmacokinetic analysis (N=24) indicated that hepatitis B and/or C virus infection had no clinically relevant effect on the exposure of elvitegravir (administered with the CYP3A inhibitor cobicistat).

Cobicistat: There were insufficient pharmacokinetic data in the clinical trials to determine the effect of hepatitis B and/or C virus infection on the pharmacokinetics of cobicistat.

Emtricitabine and Tenofovir Alafenamide (TAF): Pharmacokinetics of emtricitabine and TAF have not been fully evaluated in subjects coinfecting with hepatitis B and/or C virus.

Drug Interaction Studies

[see also *Contraindications (4)* and *Drug Interactions (7)*]

The drug-drug interaction studies described in Tables 11–14 were conducted with GENVOYA, elvitegravir (coadministered with cobicistat or ritonavir), cobicistat administered alone, or TAF (administered alone or coadministered with emtricitabine).

As GENVOYA should not be administered with other antiretroviral medications, information regarding drug-drug interactions with other antiretrovirals agents is not provided.

The effects of coadministered drugs on the exposure of elvitegravir, emtricitabine, and TAF are shown in Table 11, Table 12, and Table 13 respectively. The effects of GENVOYA or its components on the exposure of coadministered drugs are shown in Table 14. For information regarding clinical recommendations, see Drug Interactions (7).

Table 11 Drug Interactions: Changes in Pharmacokinetic Parameters for Elvitegravir in the Presence of the Coadministered Drug^a

Coadministered Drug	Dose of Coadministered Drug (mg)	Elvitegravir Dose (mg)	CYP3A Inhibitor Cobicistat or Ritonavir Dose (mg)	N	Mean Ratio of Elvitegravir Pharmacokinetic Parameters (90% CI); No effect = 1.00		
					C _{max}	AUC	C _{min}
Maximum strength antacid ^b	20 mL single dose given 4 hours before elvitegravir	50 single dose	Ritonavir 100 single dose	8	0.95 (0.84,1.07)	0.96 (0.88,1.04)	1.04 (0.93,1.17)
	20 mL single dose given 4 hours after elvitegravir			10	0.98 (0.88,1.10)	0.98 (0.91,1.06)	1.00 (0.90,1.11)
	20 mL single dose given 2 hours before elvitegravir			11	0.82 (0.74,0.91)	0.85 (0.79,0.91)	0.90 (0.82,0.99)
	20 mL single dose given 2 hours after elvitegravir			10	0.79 (0.71,0.88)	0.80 (0.75,0.86)	0.80 (0.73,0.89)
Atorvastatin	10 single dose	150 once daily ^c	Cobicistat 150 once daily ^c	16	0.91 (0.85,0.98)	0.92 (0.87,0.98)	0.88 (0.81,0.96)
Carbamazepine	200 twice daily	150 once daily	Cobicistat 150 once daily	12	0.55 (0.49,0.61)	0.31 (0.28,0.33)	0.03 (0.02,0.40)
Famotidine	40 once daily given 12 hours after elvitegravir	150 once daily	Cobicistat 150 once daily	10	1.02 (0.89,1.17)	1.03 (0.95,1.13)	1.18 (1.05,1.32)
	40 once daily given simultaneously with elvitegravir			16	1.00 (0.92,1.10)	1.03 (0.98,1.08)	1.07 (0.98,1.17)
Ketoconazole	200 twice daily	150 once daily	Ritonavir 100 once daily	18	1.17 (1.04,1.33)	1.48 (1.36,1.62)	1.67 (1.48,1.88)
Ledipasvir/Sofosbuvir	90/400 once daily	150 once daily ^c	Cobicistat 150 once daily ^c	30	0.98 (0.90,1.07)	1.11 (1.02,1.20)	1.46 (1.28,1.66)
Omeprazole	40 once daily given 2 hours before elvitegravir	50 once daily	Ritonavir 100 once daily	9	0.93 (0.83,1.04)	0.99 (0.91,1.07)	0.94 (0.85,1.04)
	20 once daily given 2 hours before elvitegravir	150 once daily	Cobicistat 150 once daily	11	1.16 (1.04,1.30)	1.10 (1.02,1.19)	1.13 (0.96,1.34)

Coadministered Drug	Dose of Coadministered Drug (mg)	Elvitegravir Dose (mg)	CYP3A Inhibitor Cobicistat or Ritonavir Dose (mg)	N	Mean Ratio of Elvitegravir Pharmacokinetic Parameters (90% CI); No effect = 1.00		
					C _{max}	AUC	C _{min}
	20 once daily given 12 hours after elvitegravir			11	1.03 (0.92,1.15)	1.05 (0.93,1.18)	1.10 (0.92,1.32)
Rifabutin	150 once every other day	150 once daily	Cobicistat 150 once daily	12	0.91 (0.84,0.99)	0.79 (0.74,0.85)	0.33 (0.27,0.40)
Rosuvastatin	10 single dose	150 once daily	Cobicistat 150 once daily	10	0.94 (0.83,1.07)	1.02 (0.91,1.14)	0.98 (0.83,1.16)
Sertraline	50 single dose	150 once daily ^c	Cobicistat 150 once daily ^c	19	0.88 (0.82,0.93)	0.94 (0.89,0.98)	0.99 (0.93,1.05)
Sofosbuvir/Velpatasvir	400/100 once daily	150 once daily ^c	Cobicistat 150 once daily ^c	24	0.87 (0.80,0.94)	0.94 (0.88,1.00)	1.08 (0.97,1.20)
Sofosbuvir/Velpatasvir/Voxilaprevir	400/100/100 + 100 Voxilaprevir ^d once daily	150 once daily ^c	Cobicistat 150 once daily ^c	29	0.79 (0.75,0.85)	0.94 (0.88,1.00)	1.32 (1.17,1.49)

- a. All interaction studies conducted in healthy volunteers.
- b. Maximum strength antacid contained 80 mg aluminum hydroxide, 80 mg magnesium hydroxide, and 8 mg simethicone, per mL.
- c. Study conducted with GENVOYA.
- d. Study conducted with additional voxilaprevir 100 mg to achieve voxilaprevir exposures expected in HCV-infected patients.

Table 12 Drug Interactions: Changes in Pharmacokinetic Parameters for Emtricitabine in the Presence of the Coadministered Drug^a

Coadministered Drug	Dose of Coadministered Drug (mg)	Emtricitabine Dose (mg)	N	Mean Ratio of Emtricitabine Pharmacokinetic Parameters (90% CI); No effect = 1.00		
				C _{max}	AUC	C _{min}
Famciclovir	500 single dose	200 single dose	12	0.90 (0.80,1.01)	0.93 (0.87,0.99)	NC

- a. All interaction studies conducted in healthy volunteers.

Table 13 Drug Interactions: Changes in Pharmacokinetic Parameters for Tenofovir Alafenamide (TAF) in the Presence of the Coadministered Drug^a

Coadministered Drug	Dose of Coadministered Drug (mg)	TAF Dose (mg)	N	Mean Ratio of TAF Pharmacokinetic Parameters (90% CI); No effect = 1.00		
				C _{max}	AUC	C _{min}
Cobicistat	150 once daily	8 once daily	12	2.83 (2.20,3.65)	2.65 (2.29,3.07)	NC
Ledipasvir/ Sofosbuvir	90/400 once daily	10 once daily ^b	30	0.90 (0.73,1.11)	0.86 (0.78,0.95)	NC
Sertraline	50 single dose	10 once daily ^b	19	1.00 (0.86,1.16)	0.96 (0.89,1.03)	NC
Sofosbuvir/ Velpatasvir	400/100 once daily	10 once daily ^b	24	0.80 (0.68,0.94)	0.87 (0.81,0.94)	NC
Sofosbuvir/ Velpatasvir/ Voxilaprevir	400/100/100 + 100 Voxilaprevir ^c once daily	10 once daily ^b	29	0.79 (0.68,0.92)	0.93 (0.85,1.01)	NC

NC = Not Calculated

- a. All interaction studies conducted in healthy volunteers.
- b. Study conducted with GENVOYA.
- c. Study conducted with additional voxilaprevir 100 mg to achieve voxilaprevir exposures expected in HCV-infected patients.

Table 14 Drug Interactions: Changes in Pharmacokinetic Parameters for Coadministered Drug in the Presence of GENVOYA or the Individual Components^a

Coadministered Drug	Dose of Coadministered Drug (mg)	Elvitegravir Dose (mg)	CYP3A Inhibitor Cobicistat Dose (mg)	FTC Dose (mg)	TAF Dose (mg)	N	Mean Ratio of Coadministered Drug Pharmacokinetic Parameters (90% CI); No effect = 1.00		
							C _{max}	AUC	C _{min}
Atorvastatin	10 single dose	150 once daily ^c	150 once daily ^c	200 once daily ^c	10 once daily ^c	16	2.32 (1.91,2.82)	2.60 (2.31,2.93)	NC
Buprenorphine	16 - 24 once daily	150 once daily	150 once daily	N/A	N/A	17	1.12 (0.98,1.27)	1.35 (1.18,1.55)	1.66 (1.43,1.93)
Norbuprenorphine							1.24 (1.03,1.49)	1.42 (1.22,1.67)	1.57 (1.31,1.88)
Carbamazepine	200 twice daily	150 once daily	150 once daily	N/A	N/A	12	1.40 (1.32,1.49)	1.43 (1.36,1.52)	1.51 (1.41,1.62)
Carbamazepine-10,11-epoxide							0.73 (0.70,0.78)	0.65 (0.63,0.66)	0.59 (0.57,0.61)
Desipramine	50 single dose	N/A	150 once daily	N/A	N/A	8	1.24 (1.08,1.44)	1.65 (1.36,2.02)	NC
Digoxin	0.5 single dose	N/A	150 once daily	N/A	N/A	22	1.41 (1.29,1.55)	1.08 (1.00,1.17)	NC
Famciclovir	500 single dose	N/A	N/A	200 single dose	N/A	12	0.93 (0.78,1.11)	0.91 (0.84,0.99)	N/A
Ledipasvir	90 once daily	150 once daily ^c	150 once daily ^c	200 once daily ^c	10 once daily ^c	30	1.65 (1.53,1.78)	1.79 (1.64,1.96)	1.93 (1.74,2.15)
Sofosbuvir	400 once daily						1.28 (1.13,1.47)	1.47 (1.35,1.59)	N/A
GS-331007 ^b							1.29 (1.24,1.35)	1.48 (1.44,1.53)	1.66 (1.60,1.73)
Naloxone	4–6 once daily	150 once daily	150 once daily	N/A	N/A	17	0.72 (0.61,0.85)	0.72 (0.59,0.87)	N/A
Norgestimate/ ethinyl estradiol ^d	0.180/0.215/ 0.250 norgestimate once daily	150 once daily ^d	150 once daily ^d	200 once daily ^d	N/A	13	2.08 (2.00,2.17)	2.26 (2.15,2.37)	2.67 (2.43,2.92)
	0.025 ethinyl estradiol once daily						0.94 (0.86,1.04)	0.75 (0.69,0.81)	0.56 (0.52,0.61)
Norgestromin	0.180/0.215/ 0.250 norgestimate once daily / 0.025 ethinyl	N/A	N/A	200 once daily ^e	25 once daily ^e	15	1.17 (1.07,1.26)	1.12 (1.07,1.17)	1.16 (1.08,1.24)
Norgestrel							1.10 (1.02,1.18)	1.09 (1.01,1.18)	1.11 (1.03,1.20)

Coadministered Drug	Dose of Coadministered Drug (mg)	Elvitegravir Dose (mg)	CYP3A Inhibitor Cobicistat Dose (mg)	FTC Dose (mg)	TAF Dose (mg)	N	Mean Ratio of Coadministered Drug Pharmacokinetic Parameters (90% CI); No effect = 1.00		
							C _{max}	AUC	C _{min}
Ethinyl estradiol	estradiol once daily						1.22 (1.15,1.29)	1.11 (1.07,1.16)	1.02 (0.92,1.12)
R-Methadone	80–120 daily	150 once daily	150 once daily	N/A	N/A	11	1.01 (0.91,1.13)	1.07 (0.96,1.19)	1.10 (0.95,1.28)
S-Methadone							0.96 (0.87,1.06)	1.00 (0.89,1.12)	1.02 (0.89,1.17)
Sertraline	50 single dose	150 once daily ^c	150 once daily ^c	200 once daily ^c	10 once daily ^c	19	1.14 (0.94,1.38)	0.93 (0.77,1.13)	N/A
Rifabutin	150 once every other day	150 once daily	150 once daily	N/A	N/A	12	1.09 (0.98,1.20) ^f	0.92 (0.83,1.03) ^f	0.94 (0.85,1.04) ^f
25-O-desacetyl-rifabutin						12	4.84 (4.09,5.74) ^f	6.25 (5.08,7.69) ^f	4.94 (4.04,6.04) ^f
Rosuvastatin	10 single dose	150 once daily	150 once daily	N/A	N/A	10	1.89 (1.48,2.42)	1.38 (1.14,1.67)	NC
Sofosbuvir	400 once daily	150 once daily ^c	150 once daily ^c	200 once daily ^c	10 once daily ^c	24	1.23 (1.07,1.42)	1.37 (1.24,1.52)	N/A
GS-331007 ^b							1.29 (1.25,1.33)	1.48 (1.43,1.53)	1.58 (1.52,1.65)
Velpatasvir	100 once daily						1.30 (1.17,1.45)	1.50 (1.35,1.66)	1.60 (1.44,1.78)
Sofosbuvir	400 once daily	150 once daily ^c	150 once daily ^c	200 once daily ^c	10 once daily ^c	29	1.27 (1.09,1.48)	1.22 (1.12,1.32)	NC
GS-331007 ^b							1.28 (1.25,1.32)	1.43 (1.39,1.47)	NC
Velpatasvir	100 once daily						0.96 (0.89,1.04)	1.16 (1.06,1.27)	1.46 (1.30,1.64)
Voxilaprevir	100 + 100 ^g once daily						1.92 (1.63,2.26)	2.71 (2.30,3.19)	4.50 (3.68,5.50)

FTC = emtricitabine; TAF = tenofovir alafenamide

N/A = Not Applicable; NC = Not Calculated

- a. All interaction studies conducted in healthy volunteers.
- b. The predominant circulating inactive metabolite of sofosbuvir.
- c. Study conducted with GENVOYA.
- d. Study conducted with STRIBILD.
- e. Study conducted with DESCOVY.
- f. Comparison based on rifabutin 300 mg once daily.
- g. Study conducted with additional voxilaprevir 100 mg to achieve voxilaprevir exposures expected in HCV-infected patients.

12.4 Microbiology

Mechanism of Action

Elvitegravir: Elvitegravir inhibits the strand transfer activity of HIV-1 integrase (integrase strand transfer inhibitor; INSTI), an HIV-1 encoded enzyme that is required for viral replication. Inhibition of integrase prevents the integration of HIV-1 DNA into host genomic DNA, blocking the formation of the HIV-1 provirus and propagation of the viral infection. Elvitegravir does not inhibit human topoisomerases I or II.

Cobicistat: Cobicistat is a selective, mechanism-based inhibitor of cytochromes P450 of the CYP3A subfamily. Inhibition of CYP3A-mediated metabolism by cobicistat enhances the systemic exposure of CYP3A substrates, such as elvitegravir, where bioavailability is limited and half-life is shortened by CYP3A-dependent metabolism.

Emtricitabine: Emtricitabine, a synthetic nucleoside analog of cytidine, is phosphorylated by cellular enzymes to form emtricitabine 5'-triphosphate. Emtricitabine 5'-triphosphate inhibits the activity of the HIV-1 reverse transcriptase by competing with the natural substrate deoxycytidine 5'-triphosphate and by being incorporated into nascent viral DNA which results in chain termination. Emtricitabine 5'-triphosphate is a weak inhibitor of mammalian DNA polymerases α , β , ϵ , and mitochondrial DNA polymerase γ .

Tenofovir Alafenamide (TAF): TAF is a phosphoramidate prodrug of tenofovir (2'-deoxyadenosine monophosphate analog). Plasma exposure to TAF allows for permeation into cells and then TAF is intracellularly converted to tenofovir through hydrolysis by cathepsin A. Tenofovir is subsequently phosphorylated by cellular kinases to the active metabolite tenofovir diphosphate. Tenofovir diphosphate inhibits HIV-1 replication through incorporation into viral DNA by the HIV reverse transcriptase, which results in DNA chain-termination.

Tenofovir has activity that is specific to human immunodeficiency virus and hepatitis B virus. Cell culture studies have shown that both emtricitabine and tenofovir can be fully phosphorylated when combined in cells. Tenofovir diphosphate is a weak inhibitor of mammalian DNA polymerases that include mitochondrial DNA polymerase γ and there is no evidence of mitochondrial toxicity in cell culture based on several assays including mitochondrial DNA analyses.

Antiviral Activity in Cell Culture

Elvitegravir, Cobicistat, Emtricitabine, and Tenofovir Alafenamide (TAF): The combination of elvitegravir, emtricitabine, and TAF was not antagonistic in cell culture combination antiviral activity assays and was not affected by the addition of cobicistat. In addition, elvitegravir, cobicistat, emtricitabine, and TAF were not antagonistic with a panel of representatives from the major classes of approved anti-HIV-1 agents (INSTIs, NNRTIs, NRTIs, and PIs).

Elvitegravir: The antiviral activity of elvitegravir against laboratory and clinical isolates of HIV-1 was assessed in T lymphoblastoid cell lines, monocyte/macrophage cells, and primary peripheral blood lymphocytes. The 50% effective concentrations (EC₅₀) ranged from 0.02 to 1.7 nM. Elvitegravir displayed antiviral activity in cell culture against HIV-1

clades A, B, C, D, E, F, G, and O (EC₅₀ values ranged from 0.1 to 1.3 nM) and activity against HIV-2 (EC₅₀ value of 0.53 nM). Elvitegravir did not show inhibition of replication of HBV or HCV in cell culture.

Cobicistat: Cobicistat has no detectable antiviral activity in cell culture against HIV-1, HBV, or HCV and does not antagonize the antiviral activity of elvitegravir, emtricitabine, or tenofovir.

Emtricitabine: The antiviral activity of emtricitabine against laboratory and clinical isolates of HIV-1 was assessed in T lymphoblastoid cell lines, the MAGI-CCR5 cell line, and primary peripheral blood mononuclear cells. The EC₅₀ values for emtricitabine were in the range of 0.0013–0.64 microM. Emtricitabine displayed antiviral activity in cell culture against HIV-1 clades A, B, C, D, E, F, and G (EC₅₀ values ranged from 0.007–0.075 microM) and showed strain specific activity against HIV-2 (EC₅₀ values ranged from 0.007–1.5 microM).

Tenofovir Alafenamide (TAF): The antiviral activity of TAF against laboratory and clinical isolates of HIV-1 subtype B was assessed in lymphoblastoid cell lines, PBMCs, primary monocyte/macrophage cells and CD4-T lymphocytes. The EC₅₀ values for TAF ranged from 2.0 to 14.7 nM.

TAF displayed antiviral activity in cell culture against all HIV-1 groups (M, N, O), including sub-types A, B, C, D, E, F, and G (EC₅₀ values ranged from 0.10 to 12.0 nM) and strain specific activity against HIV-2 (EC₅₀ values ranged from 0.91 to 2.63 nM).

Resistance

In Cell Culture

Elvitegravir: HIV-1 isolates with reduced susceptibility to elvitegravir have been selected in cell culture. Reduced susceptibility to elvitegravir was associated with the primary integrase substitutions T66A/I, E92G/Q, S147G, and Q148R. Additional integrase substitutions observed in cell culture selection included D10E, S17N, H51Y, F121Y, S153F/Y, E157Q, D232N, R263K, and V281M.

Emtricitabine: HIV-1 isolates with reduced susceptibility to emtricitabine have been selected in cell culture. Reduced susceptibility to emtricitabine was associated with M184V or I substitutions in HIV-1 RT.

Tenofovir Alafenamide (TAF): HIV-1 isolates with reduced susceptibility to TAF have been selected in cell culture. HIV-1 isolates selected by TAF expressed a K65R substitution in HIV-1 RT, sometimes in the presence of S68N or L429I substitutions; in addition, a K70E substitution in HIV-1 RT was observed.

In Clinical Trials

In Treatment-Naïve Subjects:

In a pooled analysis of antiretroviral-naïve subjects receiving GENVOYA in Studies 104 and 111, genotyping was performed on plasma HIV-1 isolates from

all subjects with HIV-1 RNA greater than 400 copies per mL at confirmed virologic failure, at Week 144, or at time of early study drug discontinuation. As of Week 144, the development of genotypic resistance to elvitegravir, emtricitabine, or TAF was observed in 12 of 22 subjects with evaluable resistance data from paired baseline and GENVOYA treatment-failure isolates (12 of 866 subjects [1.4%]) compared with 13 of 20 treatment-failure isolates from subjects with evaluable resistance data in the STRIBILD treatment group (13 of 867 subjects [1.5%]). Of the 12 subjects with resistance development in the GENVOYA group, the resistance-associated substitutions that emerged were M184V/I (N=11) and K65R/N (N=2) in reverse transcriptase and T66T/A/I/V (N=2), E92Q (N=4), E138K (N=1), Q148Q/R (N=1) and N155H (N=2) in integrase. Of the 13 subjects with resistance development in the STRIBILD group, the resistance-associated substitutions that emerged were M184V/I (N=9), K65R/N (N=4), and L210W (N=1) in reverse transcriptase and E92Q/V (N=4), E138K (N=3), Q148R (N=2), and N155H/S (N=3) in integrase. In both treatment groups, most subjects who developed substitutions associated with resistance to elvitegravir also developed emtricitabine resistance-associated substitutions. These genotypic resistance results were confirmed by phenotypic analyses.

In Virologically Suppressed Subjects:

Three virologic failure subjects were identified with emergent genotypic and phenotypic resistance to GENVOYA (all three with M184I or V and one with K219Q in reverse transcriptase; two with E92Q or G in integrase) out of 8 virologic failure subjects with resistance data in a clinical study of virologically-suppressed subjects who switched from a regimen containing emtricitabine/TDF and a third agent to GENVOYA (Study 109, N=959).

Cross-Resistance

No cross-resistance has been demonstrated for elvitegravir-resistant HIV-1 isolates and emtricitabine or tenofovir, or for emtricitabine- or tenofovir-resistant isolates and elvitegravir.

Elvitegravir: Cross-resistance has been observed among INSTIs. Elvitegravir-resistant viruses showed varying degrees of cross-resistance in cell culture to raltegravir depending on the type and number of amino acid substitutions in HIV-1 integrase. Of the primary elvitegravir resistance-associated substitutions tested (T66A/I/K, E92G/Q, T97A, S147G, Q148H/K/R, and N155H), all but three (T66I, E92G, and S147G) conferred greater than 1.5-fold reduced susceptibility to raltegravir (above the biological cutoff for raltegravir) when introduced individually into a wild-type virus by site-directed mutagenesis. Of the primary raltegravir resistance-associated substitutions (Y143C/H/R, Q148H/K/R, and N155H), all but Y143C/H conferred greater than 2.5-fold reductions in susceptibility to elvitegravir (above the biological cutoff for elvitegravir). Some viruses expressing elvitegravir or raltegravir resistance amino acid substitutions maintain susceptibility to dolutegravir.

Emtricitabine: Cross-resistance has been observed among NRTIs. Emtricitabine-resistant isolates harboring an M184V/I substitution in HIV-1 RT were cross-resistant to

lamivudine. HIV-1 isolates containing the K65R RT substitution, selected *in vivo* by abacavir, didanosine, and tenofovir, demonstrated reduced susceptibility to inhibition by emtricitabine.

Tenofovir Alafenamide (TAF): Tenofovir resistance substitutions, K65R and K70E, result in reduced susceptibility to abacavir, didanosine, emtricitabine, lamivudine, and tenofovir.

HIV-1 with multiple TAMs (M41L, D67N, K70R, L210W, T215F/Y, K219Q/E/N/R), or multinucleoside resistant HIV-1 with a T69S double insertion mutation or with a Q151M mutation complex including K65R, showed reduced susceptibility to TAF in cell culture.

13 NONCLINICAL TOXICOLOGY

13.1 Carcinogenesis, Mutagenesis, Impairment of Fertility

Elvitegravir

Long-term carcinogenicity studies of elvitegravir were carried out in mice (104 weeks) and in rats for up to 88 weeks (males) and 90 weeks (females). No drug-related increases in tumor incidence were found in mice at doses up to 2000 mg per kg per day alone or in combination with 25 mg per kg per day RTV at exposures 3- and 14 times, respectively, the human systemic exposure at the recommended daily dose of 150 mg. No drug-related increases in tumor incidence were found in rats at doses up to 2000 mg per kg per day at exposures 12- to 27 times, respectively in male and female, the human systemic exposure.

Elvitegravir was not genotoxic in the reverse mutation bacterial test (Ames test) and the rat micronucleus assay. In an *in vitro* chromosomal aberration test, elvitegravir was negative with metabolic activation; however, an equivocal response was observed without activation.

Elvitegravir did not affect fertility in male and female rats at approximately 16- and 30 times higher exposures (AUC), respectively, than in humans at the recommended 150 mg daily dose.

Fertility was normal in the offspring of rats exposed daily from before birth (*in utero*) through sexual maturity at daily exposures (AUC) of approximately 18 times higher than human exposures at the recommended 150 mg daily dose.

Cobicistat

In a long-term carcinogenicity study in mice, no drug-related increases in tumor incidence were observed at doses up to 50 and 100 mg/kg/day (males and females, respectively). Cobicistat exposures at these doses were approximately 7 (male) and 16 (females) times, respectively, the human systemic exposure at the therapeutic daily dose. In a long-term carcinogenicity study of cobicistat in rats, an increased incidence of follicular cell adenomas and/or carcinomas in the thyroid gland was observed at doses of 25 and 50 mg/kg/day in males, and at 30 mg/kg/day in females. The follicular cell

findings are considered to be rat-specific, secondary to hepatic microsomal enzyme induction and thyroid hormone imbalance, and are not relevant for humans. At the highest doses tested in the rat carcinogenicity study, systemic exposures were approximately 2 times the human systemic exposure at the recommended daily dose.

Cobicistat was not genotoxic in the reverse mutation bacterial test (Ames test), mouse lymphoma or rat micronucleus assays.

Cobicistat did not affect fertility in male or female rats at daily exposures (AUC) approximately 4 times higher than human exposures at the recommended 150 mg daily dose.

Fertility was normal in the offspring of rats exposed daily from before birth (*in utero*) through sexual maturity at daily exposures (AUC) of approximately 1.2 times higher than human exposures at the recommended 150 mg daily dose.

Emtricitabine

In long-term carcinogenicity studies of emtricitabine, no drug-related increases in tumor incidence were found in mice at doses up to 750 mg per kg per day (23 times the human systemic exposure at the therapeutic dose of 200 mg per day) or in rats at doses up to 600 mg per kg per day (28 times the human systemic exposure at the recommended dose).

Emtricitabine was not genotoxic in the reverse mutation bacterial test (Ames test), mouse lymphoma or mouse micronucleus assays.

Emtricitabine did not affect fertility in male rats at approximately 140 times or in male and female mice at approximately 60 times higher exposures (AUC) than in humans given the recommended 200 mg daily dose. Fertility was normal in the offspring of mice exposed daily from before birth (*in utero*) through sexual maturity at daily exposures (AUC) of approximately 60 times higher than human exposures at the recommended 200 mg daily dose.

Tenofovir Alafenamide (TAF)

Since TAF is rapidly converted to tenofovir and a lower tenofovir exposure in rats and mice is observed after TAF administration compared to TDF administration, carcinogenicity studies were conducted only with TDF. Long-term oral carcinogenicity studies of TDF in mice and rats were carried out at exposures up to approximately 10 times (mice) and 4 times (rats) those observed in humans at the 300 mg therapeutic dose of TDF for HIV-1 infection. The tenofovir exposure in these studies was approximately 167 times (mice) and 55 times (rat) those observed in humans after administration of GENVOYA treatment. At the high dose in female mice, liver adenomas were increased at tenofovir exposures 10 times (300 mg TDF) and 167 times (10 mg TAF in GENVOYA) that in humans. In rats, the study was negative for carcinogenic findings.

TAF was not genotoxic in the reverse mutation bacterial test (Ames test), mouse lymphoma or rat micronucleus assays.

There were no effects on fertility, mating performance or early embryonic development when TAF was administered to male rats at a dose equivalent to 155 times the human dose based on body surface area comparisons for 28 days prior to mating and to female rats for 14 days prior to mating through Day 7 of gestation.

13.2 Animal Toxicology and/or Pharmacology

Minimal to slight infiltration of mononuclear cells in the posterior uvea was observed in dogs with similar severity after three and nine month administration of TAF; reversibility was seen after a three month recovery period. At the NOAEL for eye toxicity, the systemic exposure in dogs was 5 (TAF) and 15 (tenofovir) times the exposure seen in humans at the recommended daily GENVOYA dosage.

14 CLINICAL STUDIES

14.1 Description of Clinical Trials

The efficacy and safety of GENVOYA were evaluated in the studies summarized in Table 15.

Table 15 Trials Conducted with GENVOYA in Subjects with HIV-1 Infection

Trial	Population	Study Arms (N)	Timepoint (Week)
Study 104 ^a Study 111 ^a	Treatment-naïve adults	GENVOYA (866) STRIBILD (867)	144
Study 109 ^b	Virologically-suppressed ^d adults	GENVOYA (959) ATRIPLA [®] or TRUVADA [®] +atazanavir+cobicistat or ritonavir or STRIBILD (477)	96
Study 112 ^c	Virologically-suppressed ^d adults with renal impairment ^e	GENVOYA (242)	144
Study 1825 ^c	Virologically-suppressed ^d adults with ESRD ^f receiving chronic hemodialysis	GENVOYA (55)	48
Study 106 (cohort 1) ^c	Treatment-naïve adolescents between the ages of 12 to less than 18 years (at least 35 kg)	GENVOYA (50)	48
Study 106 (cohort 2) ^c	Virologically-suppressed children between the ages of 6 to less than 12 years (at least 25 kg)	GENVOYA (23)	24

- a. Randomized, double blind, active controlled trial.
- b. Randomized, open label, active controlled trial.
- c. Open label trial.

- d. HIV-1 RNA less than 50 copies per mL.
- e. Estimated creatinine clearance between 30 and 69 mL per minute by Cockcroft-Gault method.
- f. End stage renal disease (estimated creatinine clearance of less than 15 mL per minute by Cockcroft-Gault method).

14.2 Clinical Trial Results in HIV-1 Treatment-Naïve Subjects

In both Study 104 and Study 111, subjects were randomized in a 1:1 ratio to receive either GENVOYA (N=866) once daily or STRIBILD (elvitegravir 150 mg, cobicistat 150 mg, emtricitabine 200 mg, TDF 300 mg) (N=867) once daily. The mean age was 36 years (range 18–76), 85% were male, 57% were White, 25% were Black, and 10% were Asian. Nineteen percent of subjects identified as Hispanic/Latino. The mean baseline plasma HIV-1 RNA was 4.5 log₁₀ copies per mL (range 1.3–7.0) and 23% of subjects had baseline viral loads greater than 100,000 copies per mL. The mean baseline CD4+ cell count was 427 cells per mm³ (range 0–1360) and 13% had CD4+ cell counts less than 200 cells per mm³.

Pooled treatment outcomes of Studies 104 and 111 through Week 144 are presented in Table 16.

Table 16 Pooled Virologic Outcomes of Randomized Treatment in Studies 104 and 111 at Week 144^a in Treatment-Naïve Subjects

	GENVOYA (N=866)	STRIBILD (N=867)
HIV-1 RNA < 50 copies/mL ^b	84%	80%
HIV-1 RNA ≥ 50 copies/mL ^c	5%	4%
No Virologic Data at Week 144 Window	11%	16%
Discontinued Study Drug Due to AE or Death ^d	2%	3%
Discontinued Study Drug Due to Other Reasons and Last Available HIV-1 RNA < 50 copies/mL ^e	9%	11%
Missing Data During Window but on Study Drug	1%	1%

- a. Week 144 window was between Day 966 and 1049 (inclusive).
- b. The primary endpoint was assessed at Week 48 and the virologic success rate was 92% in the GENVOYA group and 90% in the STRIBILD group, with a treatment difference of 2.0% (95% CI: -0.7% to 4.7%). The difference at Week 144 was primarily driven by discontinuations due to other reasons with last available HIV-1 RNA <50 copies/mL.
- c. Included subjects who had ≥50 copies/mL in the Week 144 window; subjects who discontinued early due to lack or loss of efficacy; subjects who discontinued for reasons other than an adverse event (AE), death or lack or loss of efficacy and at the time of discontinuation had a viral value of ≥ 50 copies/mL.
- d. Includes subjects who discontinued due to AE or death at any time point from Day 1 through the time window if this resulted in no virologic data on treatment during the specified window.
- e. Includes subjects who discontinued for reasons other than an AE, death or lack or loss of efficacy; e.g., withdrew consent, loss to follow-up, etc.

Treatment outcomes were similar across subgroups by age, sex, race, baseline viral load, and baseline CD4+ cell count.

In Studies 104 and 111, the mean increase from baseline in CD4+ cell count at Week 144 was 326 cells per mm³ in GENVOYA-treated subjects and 305 cells per mm³ in STRIBILD-treated subjects.

14.3 Clinical Trial Results in HIV-1 Virologically-Suppressed Subjects Who Switched to GENVOYA

In Study 109, the efficacy and safety of switching from ATRIPLA, TRUVADA plus atazanavir (given with either cobicistat or ritonavir), or STRIBILD to GENVOYA once daily were evaluated in a randomized, open-label trial of virologically-suppressed (HIV-1 RNA less than 50 copies per mL) HIV-1 infected adults (N=1436). Subjects must have been suppressed (HIV-1 RNA less than 50 copies per mL) on their baseline regimen for at least 6 months and had no known resistance-associated substitutions to any of the components of GENVOYA prior to study entry. Subjects were randomized in a 2:1 ratio to either switch to GENVOYA at baseline (N=959), or stay on their baseline antiretroviral regimen (N=477). Subjects had a mean age of 41 years (range 21–77), 89% were male, 67% were White, and 19% were Black. The mean baseline CD4+ cell count was 697 cells per mm³ (range 79–1951).

Subjects were stratified by prior treatment regimen. At screening, 42% of subjects were receiving TRUVADA plus atazanavir (given with either cobicistat or ritonavir), 32% were receiving STRIBILD, and 26% were receiving ATRIPLA.

Treatment outcomes of Study 109 through 96 weeks are presented in Table 17.

Table 17 Virologic Outcomes of Study 109 at Week 96^a in Virologically-Suppressed Subjects who Switched to GENVOYA

	GENVOYA (N=959)	ATRIPLA or TRUVADA+atazanavir +cobicistat or ritonavir or STRIBILD (N=477)
HIV-1 RNA < 50 copies/mL	93%	89%
HIV-1 RNA ≥ 50 copies/mL ^b	2%	2%
No Virologic Data at Week 48 Window	5%	9%
Discontinued Study Drug Due to AE or Death ^c	1%	3%
Discontinued Study Drug Due to Other Reasons and Last Available HIV-1 RNA < 50 copies/mL ^d	3%	6%
Missing Data During Window but on Study Drug	1%	<1%

- Week 96 window was between Day 630 and 713 (inclusive).
- Included subjects who had ≥50 copies/mL in the Week 96 window; subjects who discontinued early due to lack or loss of efficacy; subjects who discontinued for reasons other than an adverse event (AE), death or lack or loss of efficacy and at the time of discontinuation had a viral value of ≥50 copies/mL.
- Includes subjects who discontinued due to AE or death at any time point from Day 1 through the time window if this resulted in no virologic data on treatment during the specified window.

- d. Includes subjects who discontinued for reasons other than an AE, death or lack or loss of efficacy; e.g., withdrew consent, loss to follow-up, etc.

Treatment outcomes were similar across subgroups receiving ATRIPLA, TRUVADA plus atazanavir (given with either cobicistat or ritonavir), or STRIBILD prior to randomization. In Study 109, the mean increase from baseline in CD4+ cell count at Week 96 was 60 cells per mm³ in GENVOYA-treated subjects and 42 cells per mm³ in subjects who stayed on their baseline regimen.

14.4 Clinical Trial Results in HIV-1 Infected Subjects with Renal Impairment

Study 112: Virologically-suppressed adults with renal impairment

In Study 112, the efficacy and safety of GENVOYA once daily were evaluated in an open-label clinical trial of 248 HIV-1 infected subjects with renal impairment (estimated creatinine clearance between 30 and 69 mL per minute by Cockcroft-Gault method). Of the 248 enrolled, 6 were treatment-naïve and 242 were virologically suppressed (HIV-1 RNA less than 50 copies per mL) for at least 6 months before switching to GENVOYA [see *Use in Specific Populations (8.6) and Clinical Pharmacology (12.3)*].

The mean age was 58 years (range 24–82), with 63 subjects (26%) who were 65 years of age or older. Seventy-nine percent were male, 63% were White, 18% were Black, and 14% were Asian. Thirteen percent of subjects identified as Hispanic/Latino. The mean baseline CD4+ cell count was 664 cells per mm³ (range 126–1813). At Week 144, 81% (197/242 virologically suppressed subjects) maintained HIV-1 RNA less than 50 copies per mL after switching to GENVOYA. All six treatment-naïve subjects were virologically suppressed at Week 144. Five subjects among the entire study population had virologic failure at Week 144.

Study 1825: Virologically-suppressed adults with end stage renal disease (ESRD) receiving chronic hemodialysis

In Study 1825, the efficacy and safety of GENVOYA once daily were evaluated in an open-label clinical trial of 55 virologically-suppressed (HIV-1 RNA less than 50 copies per mL for at least 6 months before switching to GENVOYA) HIV-1 infected subjects with ESRD (estimated creatinine clearance of less than 15 mL per minute by Cockcroft-Gault method) receiving chronic hemodialysis for at least 6 months [see *Use in Specific Populations (8.6) and Clinical Pharmacology (12.3)*].

Subjects had a mean age of 48 years (range 23–64), 76% were male, 82% were Black, 18% were White, and 15% identified as Hispanic/Latino. The mean baseline CD4+ cell count was 545 cell per mm³ (range 205–1473). At Week 48, 82% (45/55) maintained HIV-1 RNA less than 50 copies per mL after switching to GENVOYA. Two subjects had HIV-1 RNA ≥ 50 copies per mL by Week 48. Seven subjects discontinued the study drug due to AE or other reasons while suppressed. One subject did not have an HIV-1 RNA measurement at Week 48.

14.5 Clinical Trial Results in HIV-1 Infected Pediatric Subjects Between the Ages of 6 to Less than 18

In Study 106, an open-label, single arm trial the efficacy, safety, and pharmacokinetics of GENVOYA in HIV-1 infected pediatric subjects were evaluated in treatment-naïve adolescents between the ages of 12 to less than 18 years weighing at least 35 kg (N=50) and in virologically-suppressed children between the ages of 6 to less than 12 years weighing at least 25 kg (N=23).

Cohort 1: Treatment-naïve adolescents (12 to less than 18 years; at least 35 kg)

Subjects in cohort 1 treated with GENVOYA once daily had a mean age of 15 years (range 12-17); 44% were male, 12% were Asian, and 88% were Black. At baseline, mean plasma HIV-1 RNA was 4.6 log₁₀ copies per mL (22% had baseline plasma HIV-1 RNA greater than 100,000 copies per mL), median CD4+ cell count was 456 cells per mm³ (range: 95 to 1110), and median CD4+ percentage was 23% (range: 7% to 45%).

In subjects in cohort 1 treated with GENVOYA, 92% (46/50) achieved HIV-1 RNA less than 50 copies per mL at Week 48. The mean increase from baseline in CD4+ cell count at Week 48 was 224 cells per mm³. Three of 50 subjects had virologic failure at Week 48; no emergent resistance to GENVOYA was detected through Week 48.

Cohort 2: Virologically-suppressed children (6 to less than 12 years; at least 25 kg)

Subjects in cohort 2 treated with GENVOYA once daily had a mean age of 10 years (range: 8-11), a mean baseline weight of 31.6 kg, 39% were male, 13% were Asian, and 78% were Black. At baseline, median CD4+ cell count was 969 cells/mm³ (range: 603 to 1421), and median CD4% was 39% (range: 30% to 51%).

After switching to GENVOYA, 100% (23/23) of subjects in cohort 2 remained suppressed (HIV-1 RNA < 50 copies/mL) at Week 24. From a mean (SD) baseline CD4+ cell count of 966 (201.7), the mean change from baseline in CD4+ cell count was -150 cells/mm³ and the mean (SD) change in CD4% was -1.5% (3.7%) at Week 24. All subjects maintained CD4+ cell counts above 400 cells/mm³ [see *Adverse Reactions (6.1) and Pediatric Use (8.4)*].

16 HOW SUPPLIED/STORAGE AND HANDLING

GENVOYA tablets are green, capsule-shaped, film-coated tablets, debossed with "GSI" on one side of the tablet and the number "510" on the other side. Each bottle contains 30 tablets (NDC 61958-1901-1), a silica gel desiccant, polyester coil, and is closed with a child-resistant closure.

Store below 30 °C (86 °F).

- Keep container tightly closed.
- Dispense only in original container.

17 PATIENT COUNSELING INFORMATION

Advise the patient to read the FDA-approved patient labeling (Patient Information).

Drug Interactions

GENVOYA may interact with many drugs; therefore, advise patients to report to their healthcare provider the use of any other prescription or non-prescription medication or herbal products including St. John's wort [see *Contraindications (4) and Drug Interactions (7)*].

Post-treatment Acute Exacerbation of Hepatitis B in Patients with HBV Co-Infection

Severe acute exacerbations of hepatitis B have been reported in patients who are coinfecting with HBV and HIV-1 and have discontinued products containing emtricitabine and/or TDF, and may likewise occur with discontinuation of GENVOYA [see *Warnings and Precautions (5.1)*]. Advise the patient to not discontinue GENVOYA without first informing their healthcare provider.

Immune Reconstitution Syndrome

Advise patients to inform their healthcare provider immediately of any symptoms of infection, as in some patients with advanced HIV infection (AIDS), signs and symptoms of inflammation from previous infections may occur soon after anti-HIV treatment is started [see *Warnings and Precautions (5.3)*].

Renal Impairment

Advise patients to avoid taking GENVOYA with concurrent or recent use of nephrotoxic agents. Renal impairment including cases of acute renal failure has been reported in association with the use of tenofovir prodrugs [see *Warnings and Precautions (5.4)*].

Lactic Acidosis and Severe Hepatomegaly

Lactic acidosis and severe hepatomegaly with steatosis, including fatal cases, have been reported with use of drugs similar to GENVOYA. Advise patients that they should stop GENVOYA if they develop clinical symptoms suggestive of lactic acidosis or pronounced hepatotoxicity [see *Warnings and Precautions (5.5)*].

Missed Dosage

Inform patients that it is important to take GENVOYA on a regular dosing schedule with food and to avoid missing doses as it can result in development of resistance [see *Dosage and Administration (2.2)*].

Pregnancy

Advise patients that GENVOYA is not recommended during pregnancy and to alert their healthcare provider if they become pregnant while taking GENVOYA [see *Dosage and Administration (2.5) and Use in Specific Populations (8.1)*]. Inform

patients that there is an antiretroviral pregnancy registry to monitor fetal outcomes of pregnant individuals exposed to GENVOYA [see *Use in Specific Populations (8.1)*].

Lactation

Instruct patients with HIV-1 infection not to breastfeed because HIV-1 can be passed to the baby in breast milk [see *Use in Specific Populations (8.2)*].

Manufactured and distributed by: Gilead Sciences, Inc. Foster City, CA 94404

Patient Information

GENVOYA® (jen-VOY-uh)
(elvitegravir, cobicistat, emtricitabine,
and tenofovir alafenamide)
tablets

Important: Ask your healthcare provider or pharmacist about medicines that should not be taken with GENVOYA.
For more information, see the section “What should I tell my healthcare provider before taking GENVOYA?”

What is the most important information I should know about GENVOYA?

GENVOYA can cause serious side effects, including:

- **Worsening of Hepatitis B infection. If you have hepatitis B virus (HBV) infection and take GENVOYA, your HBV may get worse (flare-up) if you stop taking GENVOYA. A “flare-up” is when your HBV infection suddenly returns in a worse way than before.**
 - Do not run out of GENVOYA. Refill your prescription or talk to your healthcare provider before your GENVOYA is all gone.
 - Do not stop taking GENVOYA without first talking to your healthcare provider. If you stop taking GENVOYA, your healthcare provider will need to check your health often and do blood tests regularly for several months to check your HBV infection. Tell your healthcare provider about any new or unusual symptoms you may have after you stop taking GENVOYA.

For more information about side effects, see “What are the possible side effects of GENVOYA?”

What is GENVOYA?

GENVOYA is a prescription medicine that is used without other antiviral medicines to treat Human Immunodeficiency Virus-1 (HIV-1) in adults and children who weigh at least 55 pounds (25 kg):

- who have not received anti-HIV-1 medicines in the past, **or**
- to replace their current anti-HIV-1 medicines for people whose healthcare provider determines that they meet certain requirements.

HIV-1 is the virus that causes AIDS (Acquired Immune Deficiency Syndrome).

GENVOYA contains the prescription medicines elvitegravir, cobicistat, emtricitabine and tenofovir alafenamide.

It is not known if GENVOYA is safe and effective in children who weigh less than 55 pounds (25 kg).

Do not take GENVOYA if you also take a medicine that contains:

- alfuzosin hydrochloride
- carbamazepine
- cisapride
- ergot-containing medicines, including:
 - dihydroergotamine mesylate
 - ergotamine tartrate
 - methylergonovine maleate
- lomitapide
- lovastatin
- lurasidone
- midazolam, when taken by mouth
- phenobarbital
- phenytoin
- pimozide
- rifampin
- sildenafil, when used for treating the lung problem, pulmonary arterial hypertension
- simvastatin
- triazolam
- St. John’s wort (*Hypericum perforatum*) or a product that contains St. John’s wort.

What should I tell my healthcare provider before taking GENVOYA?

Before taking GENVOYA, tell your healthcare provider about all of your medical conditions, including if you:

- have liver problems, including hepatitis B infection
- have kidney problems
- are pregnant or plan to become pregnant.
 - It is not known if GENVOYA can harm your unborn baby.
 - GENVOYA should not be used during pregnancy because you may not have enough GENVOYA in your body during pregnancy.
 - Tell your healthcare provider if you become pregnant during treatment with GENVOYA. Your healthcare provider may prescribe different medicines if you become pregnant while taking GENVOYA.

Pregnancy Registry: There is a pregnancy registry for women who take antiretroviral medicines during pregnancy. The purpose of this registry is to collect information about the health of you and your baby. Talk with your healthcare provider about how you can take part in this registry.

- are breastfeeding or plan to breastfeed. Do not breastfeed if you take GENVOYA.
 - You should not breastfeed if you have HIV-1 because of the risk of passing HIV-1 to your baby.
 - At least one of the medicines in GENVOYA can pass to your baby in your breast milk. It is not known if the other medicines in GENVOYA can pass into your breast milk.

Talk with your healthcare provider about the best way to feed your baby during treatment with GENVOYA.

Tell your healthcare provider about all the medicines you take, including prescription and over-the-counter medicines, vitamins, and herbal supplements.

Some medicines may interact with GENVOYA. Keep a list of your medicines and show it to your healthcare provider and pharmacist when you get a new medicine.

- You can ask your healthcare provider or pharmacist for a list of medicines that interact with GENVOYA.
- Do not start a new medicine without telling your healthcare provider. Your healthcare provider can tell you if it is safe to take GENVOYA with other medicines.

How should I take GENVOYA?

- Take GENVOYA exactly as your healthcare provider tells you to take it. GENVOYA is taken by itself (not with other HIV-1 medicines) to treat HIV-1 infection.
- Take GENVOYA 1 time each day with food.
- If you are on dialysis, take your daily dose of GENVOYA following dialysis.
- Do not change your dose or stop taking GENVOYA without first talking with your healthcare provider. Stay under a healthcare provider's care during treatment with GENVOYA.
- If you need to take a medicine for indigestion (antacid) that contains aluminum hydroxide, magnesium hydroxide, or calcium carbonate during treatment with GENVOYA, take it at least 2 hours before or after you take GENVOYA.
- Do not miss a dose of GENVOYA.
- When your GENVOYA supply starts to run low, get more from your healthcare provider or pharmacy. This is very important because the amount of virus in your blood may increase if the medicine is stopped for even a short time. The virus may develop resistance to GENVOYA and become harder to treat.
- If you take too much GENVOYA, call your healthcare provider or go to the nearest hospital emergency room right away.

What are the possible side effects of GENVOYA?

GENVOYA may cause serious side effects, including:

- **See "What is the most important information I should know about GENVOYA?"**
- **Changes in your immune system (Immune Reconstitution Syndrome)** can happen when you start taking HIV-1 medicines. Your immune system may get stronger and begin to fight infections that have been hidden in your body for a long time. Tell your healthcare provider right away if you start having any new symptoms after starting your HIV-1 medicine.
- **New or worse kidney problems, including kidney failure.** Your healthcare provider should do blood and urine tests to check your kidneys when starting and during treatment with GENVOYA. Your healthcare provider may tell you to stop taking GENVOYA if you develop new or worse kidney problems.
- **Too much lactic acid in your blood (lactic acidosis).** Too much lactic acid is a serious but rare medical emergency that can lead to death. Tell your healthcare provider right away if you get these symptoms: weakness or being more tired than usual, unusual muscle pain, being short of breath or fast breathing, stomach pain with nausea and vomiting, cold or blue hands and feet, feel dizzy or lightheaded, or a fast or abnormal heartbeat.
- **Severe liver problems.** In rare cases, severe liver problems can happen that can lead to death. Tell your healthcare provider right away if you get these symptoms: skin or the white part of your eyes turns yellow, dark "tea-colored" urine, light-colored stools, loss of appetite for several days or longer, nausea, or stomach-area pain.

The most common side effect of GENVOYA is nausea.

These are not all the possible side effects of GENVOYA.

Call your doctor for medical advice about side effects. You may report side effects to FDA at 1-800-FDA-1088.

How should I store GENVOYA?

- Store GENVOYA below 86°F (30°C).
- Keep GENVOYA in its original container.
- Keep the container tightly closed.

Keep GENVOYA and all medicines out of reach of children.

General information about the safe and effective use of GENVOYA.

Medicines are sometimes prescribed for purposes other than those listed in a Patient Information leaflet. Do not use GENVOYA for a condition for which it was not prescribed. Do not give GENVOYA to other people, even if they have the same symptoms you have. It may harm them. You can ask your healthcare provider or pharmacist for information about GENVOYA that is written for health professionals.

For more information, call 1-800-445-3235 or go to www.GENVOYA.com.

What are the ingredients in GENVOYA?

Active ingredients: elvitegravir, cobicistat, emtricitabine, and tenofovir alafenamide

Inactive ingredients: croscarmellose sodium, hydroxypropyl cellulose, lactose monohydrate, magnesium stearate, microcrystalline cellulose, silicon dioxide, and sodium lauryl sulfate. The tablets are film-coated with a coating material containing FD&C Blue No. 2/indigo carmine aluminum lake, iron oxide yellow, polyethylene glycol, polyvinyl alcohol, talc, and titanium dioxide.

Manufactured and distributed by: Gilead Sciences, Inc. Foster City, CA 94404

GENVOYA is a trademark of Gilead Sciences, Inc., or its related companies.

© 2018 Gilead Sciences, Inc. All rights reserved.

207561-GS-012

This Patient Information has been approved by the U.S. Food and Drug Administration

Revised: 12/2018