

## HIGHLIGHTS OF PRESCRIBING INFORMATION

These highlights do not include all the information needed to use SUNOSI™ safely and effectively. See full prescribing information for SUNOSI.

SUNOSI (solriamfetol) tablets, for oral use, [controlled substance schedule pending]

Initial U.S. Approval: [pending controlled substance scheduling]

### INDICATIONS AND USAGE

SUNOSI is a dopamine and norepinephrine reuptake inhibitor (DNRI) indicated to improve wakefulness in adult patients with excessive daytime sleepiness associated with narcolepsy or obstructive sleep apnea (OSA). (1)

#### Limitations of Use

SUNOSI is not indicated to treat the underlying airway obstruction in OSA. Ensure that the underlying airway obstruction is treated (e.g., with continuous positive airway pressure (CPAP)) for at least one month prior to initiating SUNOSI for excessive daytime sleepiness. Modalities to treat the underlying airway obstruction should be continued during treatment with SUNOSI. SUNOSI is not a substitute for these modalities. (1)

### DOSAGE AND ADMINISTRATION

- Administer once daily upon awakening. Avoid administration within 9 hours of planned bedtime because of the potential to interfere with sleep. (2.2)
- Starting dose for patients with narcolepsy: 75 mg once daily. (2.3)
- Starting dose for patients with OSA: 37.5 mg once daily. (2.4)
- Dose may be increased at intervals of at least 3 days. (2.3, 2.4)
- Maximum dose is 150 mg once daily. (2.3, 2.4)
- Renal impairment (2.5, 8.6, 12.3):
  - Moderate impairment: Starting dose is 37.5 mg once daily.
    - May increase to 75 mg once daily after at least 7 days.
  - Severe impairment: Starting dose and maximum dose is 37.5 mg once daily.
- End stage renal disease (ESRD): Not recommended.

### DOSAGE FORMS AND STRENGTHS

Tablets: 75 mg (functionally scored) and 150 mg. (3)

### CONTRAINDICATIONS

Concurrent treatment with a monoamine oxidase inhibitor (MAOI) or use of an MAOI within the preceding 14 days. (4)

### WARNINGS AND PRECAUTIONS

- **Blood Pressure and Heart Rate Increases:** Measure heart rate and blood pressure prior to initiating and periodically throughout treatment. Control hypertension before and during therapy. Avoid use in patients with unstable cardiovascular disease, serious heart arrhythmias, or other serious heart problems. (5.1)
- **Psychiatric Symptoms:** Use caution in treating patients with a history of psychosis or bipolar disorders. Consider dose reduction or discontinuation of SUNOSI if psychiatric symptoms develop. (5.2)

### ADVERSE REACTIONS

Most common adverse reactions (≥5% and greater than placebo): headache, nausea, decreased appetite, insomnia, and anxiety. (6.1)

To report SUSPECTED ADVERSE REACTIONS, contact Jazz Pharmaceuticals, Inc. at 1-800-520-5568 or FDA at 1-800-FDA-1088 or [www.fda.gov/medwatch](http://www.fda.gov/medwatch).

### DRUG INTERACTIONS

Drugs that Increase Blood Pressure and/or Heart Rate and Dopaminergic Drugs: Use caution when co-administering with SUNOSI. (7.2, 7.3)

See 17 for PATIENT COUNSELING INFORMATION and Medication Guide

Revised: 03/2019

## FULL PRESCRIBING INFORMATION: CONTENTS\*

1	INDICATIONS AND USAGE
2	DOSAGE AND ADMINISTRATION
2.1	Important Considerations Prior to Initiating Treatment
2.2	General Administration Instructions
2.3	Dosage in Narcolepsy
2.4	Dosage in OSA
2.5	Dosage Recommendations in Patients with Renal Impairment
3	DOSAGE FORMS AND STRENGTHS
4	CONTRAINDICATIONS
5	WARNINGS AND PRECAUTIONS
5.1	Blood Pressure and Heart Rate Increases
5.2	Psychiatric Symptoms
6	ADVERSE REACTIONS
6.1	Clinical Trials Experience
7	DRUG INTERACTIONS
7.1	Monoamine Oxidase (MAO) Inhibitors
7.2	Drugs that Increase Blood Pressure and/or Heart Rate
7.3	Dopaminergic Drugs
8	USE IN SPECIFIC POPULATIONS
8.1	Pregnancy
8.2	Lactation
8.4	Pediatric Use
8.5	Geriatric Use
8.6	Renal Impairment

9	DRUG ABUSE AND DEPENDENCE
9.1	Controlled Substance
9.2	Abuse
9.3	Dependence
10	OVERDOSAGE
11	DESCRIPTION
12	CLINICAL PHARMACOLOGY
12.1	Mechanism of Action
12.2	Pharmacodynamics
12.3	Pharmacokinetics
13	NONCLINICAL TOXICOLOGY
13.1	Carcinogenesis, Mutagenesis, Impairment of Fertility
14	CLINICAL STUDIES
14.1	Narcolepsy
14.2	Obstructive Sleep Apnea (OSA)
14.3	Maintenance of Efficacy in Narcolepsy and OSA
16	HOW SUPPLIED / STORAGE AND HANDLING
16.1	How Supplied
16.2	Storage
17	PATIENT COUNSELING INFORMATION

\*Sections or subsections omitted from the full prescribing information are not listed.

## FULL PRESCRIBING INFORMATION

### 1 INDICATIONS AND USAGE

SUNOSI is indicated to improve wakefulness in adult patients with excessive daytime sleepiness associated with narcolepsy or obstructive sleep apnea (OSA) [see *Clinical Studies* (14)].

#### Limitations of use

SUNOSI is not indicated to treat the underlying airway obstruction in OSA. Ensure that the underlying airway obstruction is treated (e.g., with continuous positive airway pressure (CPAP)) for at least one month prior to initiating SUNOSI for excessive daytime sleepiness. Modalities to treat the underlying airway obstruction should be continued during treatment with SUNOSI. SUNOSI is not a substitute for these modalities.

### 2 DOSAGE AND ADMINISTRATION

#### 2.1 Important Considerations Prior to Initiating Treatment

Prior to initiating treatment with SUNOSI, ensure blood pressure is adequately controlled [see *Warnings and Precautions* (5.1)].

#### 2.2 General Administration Instructions

Administer SUNOSI orally upon awakening with or without food. Avoid taking SUNOSI within 9 hours of planned bedtime because of the potential to interfere with sleep if taken too late in the day.

SUNOSI 75 mg tablets are functionally scored tablets that can be split in half (37.5 mg) at the score line.

#### 2.3 Dosage in Narcolepsy

Initiate SUNOSI at 75 mg once daily in adults with narcolepsy. The recommended dose range for SUNOSI is 75 mg to 150 mg once daily. Based on efficacy and tolerability, the dosage of SUNOSI may be doubled at intervals of at least 3 days. The maximum recommended dose is 150 mg once daily. Dosages above 150 mg daily do not confer increased effectiveness sufficient to outweigh dose-related adverse reactions [see *Warnings and Precautions* (5.1)].

#### 2.4 Dosage in OSA

Initiate SUNOSI at 37.5 mg once daily in adults with OSA. The recommended dosage range for SUNOSI is 37.5 mg to 150 mg once daily. Based on efficacy and tolerability, the dosage of SUNOSI may be doubled at intervals of at least 3 days. The maximum recommended dosage is 150 mg once daily. Dosages above 150 mg daily do not confer increased effectiveness sufficient to outweigh dose-related adverse reactions [see *Warnings and Precautions* (5.1)].

## 2.5 Dosage Recommendations in Patients with Renal Impairment

Moderate renal impairment (eGFR 30-59 mL/min/1.73 m<sup>2</sup>): Initiate dosing at 37.5 mg once daily. Based on efficacy and tolerability, dose may be increased to a maximum of 75 mg once daily after at least 7 days [see *Use in Specific Populations* (8.6), *Clinical Pharmacology* (12.3)].

Severe renal impairment (eGFR 15-29 mL/min/1.73 m<sup>2</sup>): Administer 37.5 mg once daily. The maximum recommended daily dose is 37.5 mg [see *Use in Specific Populations* (8.6), *Clinical Pharmacology* (12.3)].

End Stage Renal Disease (eGFR <15 mL/min/1.73 m<sup>2</sup>): SUNOSI is not recommended for use in patients with ESRD [see *Use in Specific Populations* (8.6), *Clinical Pharmacology* (12.3)].

## 3 DOSAGE FORMS AND STRENGTHS

SUNOSI 75 mg – (75 mg solriamfetol equivalent to 89.3 mg of the hydrochloride salt) dark yellow oblong tablet with "75" debossed on one side and a functional score line on the opposite side.

SUNOSI 150 mg – (150 mg solriamfetol equivalent to 178.5 mg of the hydrochloride salt) yellow oblong tablet with "150" debossed on one side.

## 4 CONTRAINDICATIONS

SUNOSI is contraindicated in patients receiving concomitant treatment with monoamine oxidase (MAO) inhibitors, or within 14 days following discontinuation of monoamine oxidase inhibitor, because of the risk of hypertensive reaction [see *Drug Interactions* (7.1)].

## 5 WARNINGS AND PRECAUTIONS

### 5.1 Blood Pressure and Heart Rate Increases

SUNOSI increases systolic blood pressure, diastolic blood pressure, and heart rate in a dose-dependent fashion [see *Adverse Reactions* (6.1)].

Epidemiological data show that chronic elevations in blood pressure increase the risk of major adverse cardiovascular events (MACE), including stroke, heart attack, and cardiovascular death. The magnitude of the increase in absolute risk is dependent on the increase in blood pressure and the underlying risk of MACE in the population being treated. Many patients with narcolepsy and OSA have multiple risk factors for MACE, including hypertension, diabetes, hyperlipidemia, and high body mass index (BMI).

Assess blood pressure and control hypertension before initiating treatment with SUNOSI. Monitor blood pressure regularly during treatment and treat new-onset hypertension and exacerbations of pre-existing hypertension. Exercise caution when treating patients at higher risk of MACE, particularly patients with known cardiovascular and cerebrovascular disease, pre-existing hypertension, and patients with advanced age. Use caution with other drugs that increase blood pressure and heart rate [see *Drug Interactions* (7.2)].

Periodically reassess the need for continued treatment with SUNOSI. If a patient experiences increases in blood pressure or heart rate that cannot be managed with dose reduction of SUNOSI or other appropriate medical intervention, consider discontinuation of SUNOSI.

Patients with moderate or severe renal impairment may be at a higher risk of increases in blood pressure and heart rate because of the prolonged half-life of SUNOSI [see *Dosage and Administration* (2.5), *Clinical Pharmacology* (12.3)].

## 5.2 Psychiatric Symptoms

Psychiatric adverse reactions have been observed in clinical trials with SUNOSI, including anxiety, insomnia, and irritability [see *Adverse Reactions* (6.1)].

SUNOSI has not been evaluated in patients with psychosis or bipolar disorders. Exercise caution when treating patients with SUNOSI who have a history of psychosis or bipolar disorders.

Patients with moderate or severe renal impairment may be at a higher risk of psychiatric symptoms because of the prolonged half-life of SUNOSI [see *Dosage and Administration* (2.5), *Clinical Pharmacology* (12.3)].

Patients treated with SUNOSI should be observed for the possible emergence or exacerbation of psychiatric symptoms. If psychiatric symptoms develop in association with the administration of SUNOSI, consider dose reduction or discontinuation of SUNOSI.

## 6 ADVERSE REACTIONS

The following adverse reactions are discussed in greater detail in other sections of the label:

- Blood Pressure and Heart Rate Increases [see *Warnings and Precautions* (5.1)]
- Psychiatric Symptoms [see *Warnings and Precautions* (5.2)]

### 6.1 Clinical Trials Experience

Because clinical trials are conducted under widely varying conditions, adverse reaction rates observed in clinical trials of a drug cannot be directly compared to rates in the clinical trials of another drug and may not reflect the rates observed in practice.

The safety of SUNOSI has been evaluated in 930 patients (ages 18 to 75 years) with narcolepsy or OSA. Among these patients, 396 were treated with SUNOSI in the 12-week placebo-controlled trials at doses of 37.5 mg (OSA only), 75 mg, and 150 mg once daily. Information provided below is based on the pooled 12-week placebo-controlled studies in patients with narcolepsy or OSA.

#### Most Common Adverse Reactions

The most common adverse reactions (incidence  $\geq 5\%$  and greater than placebo) reported more frequently with the use of SUNOSI than placebo in either the narcolepsy or OSA populations were headache, nausea, decreased appetite, anxiety, and insomnia.

Table 1 presents the adverse reactions that occurred at a rate of  $\geq 2\%$  and more frequently in SUNOSI-treated patients than in placebo-treated patients in the narcolepsy population.

**Table 1: Adverse Reactions  $\geq 2\%$  in Patients Treated with SUNOSI and Greater than Placebo in Pooled 12-Week Placebo-Controlled Clinical Trials in Narcolepsy (75 mg and 150 mg)**

	<b>Narcolepsy</b>	
<b>System Organ Class</b>	<b>Placebo</b> N = 108 (%)	<b>SUNOSI</b> N = 161 (%)
<b>Metabolism and Nutrition Disorders</b>		
Decreased appetite	1	9
<b>Psychiatric Disorders</b>		
Insomnia*	4	5
Anxiety*	1	6
<b>Nervous System Disorders</b>		
Headache*	7	16
<b>Cardiac Disorders</b>		
Palpitations	1	2
<b>Gastrointestinal Disorders</b>		
Nausea*	4	7
Dry mouth	2	4
Constipation	1	3

\*“Insomnia” includes insomnia, initial insomnia, middle insomnia, and terminal insomnia.  
“Anxiety” includes anxiety, nervousness, and panic attack. “Headache” includes headache, tension headache, and head discomfort. “Nausea” includes nausea and vomiting.

Table 2 presents the adverse reactions that occurred at a rate of  $\geq 2\%$  and more frequently in SUNOSI-treated patients than in placebo-treated patients in the OSA population.

**Table 2: Adverse Reactions  $\geq 2\%$  in Patients Treated with SUNOSI and Greater than Placebo in Pooled 12-Week Placebo-Controlled Clinical Trials in OSA (37.5 mg, 75 mg, and 150 mg)**

	<b>OSA</b>	
<b>System Organ Class</b>	<b>Placebo</b> N = 118 (%)	<b>SUNOSI</b> N = 235 (%)
<b>Metabolism and Nutrition Disorders</b>		
Decreased appetite	1	6
<b>Psychiatric Disorders</b>		
Anxiety*	1	4
Irritability	0	3
<b>Nervous System Disorders</b>		
Dizziness	1	2
<b>Cardiac Disorders</b>		
Palpitations	0	3
<b>Gastrointestinal Disorders</b>		
Nausea*	6	8
Diarrhea	1	4
Abdominal pain*	2	3

Dry mouth	2	3
<b>General Disorders and Administration Site Conditions</b>		
Feeling jittery	0	3
Chest discomfort	0	2
<b>Skin and Subcutaneous Tissue Disorders</b>		
Hyperhidrosis	0	2

\*“Anxiety” includes anxiety, nervousness, and panic attack. “Nausea” includes nausea and vomiting. “Abdominal pain” includes abdominal pain, abdominal pain upper, and abdominal discomfort.

### Other Adverse Reactions Observed During the Premarketing Evaluation of SUNOSI

Other adverse reactions of < 2% incidence but greater than placebo are shown below. The following list does not include adverse reactions: 1) already listed in previous tables or elsewhere in the labeling, 2) for which a drug cause was remote, 3) which were so general as to be uninformative, or 4) which were not considered to have clinically significant implications.

Narcolepsy population:

*Psychiatric Disorders:* agitation, bruxism, irritability

*Respiratory, thoracic and mediastinal disorders:* cough

*Skin and subcutaneous tissue disorders:* hyperhidrosis

*General disorders and administration site conditions:* feeling jittery, thirst, chest discomfort, chest pain

*Investigations:* weight decreased

OSA population:

*Psychiatric disorders:* bruxism, restlessness

*Nervous system disorders:* disturbances in attention, tremor

*Respiratory, thoracic and mediastinal disorders:* cough, dyspnea

*Gastrointestinal disorders:* constipation, vomiting

*Investigations:* weight decreased

### Dose-Dependent Adverse Reactions

In the 12-week placebo-controlled clinical trials that compared doses of 37.5 mg, 75 mg, and 150 mg daily of SUNOSI to placebo, the following adverse reactions were dose-related: headache, nausea, decreased appetite, anxiety, diarrhea, and dry mouth (Table 3).

**Table 3: Dose-Dependent Adverse Reactions  $\geq 2\%$  in Patients Treated with SUNOSI and Greater than Placebo in Pooled 12-Week Placebo-Controlled Clinical Trials in Narcolepsy and OSA**

	Placebo N = 226 (%)	SUNOSI 37.5 mg N = 58* (%)	SUNOSI 75 mg N = 120 (%)	SUNOSI 150 mg N = 218 (%)
Headache**	8	7	9	13
Nausea**	5	7	5	9
Decreased appetite	1	2	7	8
Anxiety	1	2	3	7
Dry mouth	2	2	3	4
Diarrhea	2	2	4	5

\* In OSA only.

\*\* "Headache" includes headache, tension headache, and head discomfort. "Nausea" includes nausea and vomiting.

#### Adverse Reactions Resulting in Discontinuation of Treatment

In the 12-week placebo-controlled clinical trials, 11 of the 396 patients (3%) who received SUNOSI discontinued because of an adverse reaction compared to 1 of the 226 patients ( $<1\%$ ) who received placebo. The adverse reactions resulting in discontinuation that occurred in more than one SUNOSI-treated patient and at a higher rate than placebo were: anxiety (2/396;  $<1\%$ ), palpitations (2/396;  $<1\%$ ), and restlessness (2/396;  $<1\%$ ).

#### Increases in Blood Pressure and Heart Rate

SUNOSI's effects on blood pressure and heart rate are summarized below. Table 4 shows maximum mean changes in blood pressure and heart rate recorded at sessions where the Maintenance of Wakefulness Test (MWT) was administered [see *Clinical Studies (14)*]. Table 5 summarizes 24-hour ambulatory blood pressure monitoring (ABPM) and ambulatory heart rate monitoring performed in the outpatient setting.



**Table 4: Maximal Mean Changes in Blood Pressure and Heart Rate Assessed at MWT Sessions from Baseline through Week 12: Mean (95% CI)\***

		Placebo	SUNOSI 37.5 mg	SUNOSI 75 mg	SUNOSI 150 mg	SUNOSI 300 mg**
<b>Narcolepsy</b> <i>STUDY 1</i>	n	52	-	51	49	53
	SBP	3.5 (0.7, 6.4)	-	3.1 (0.1, 6.0)	4.9 (1.7, 8.2)	6.8 (3.2, 10.3)
	n	23	-	47	49	53
	DBP	1.8 (-1.8, 5.5)	-	2.2 (0.2, 4.1)	4.2 (2.0, 6.5)	4.2 (1.5, 6.9)
<b>OSA</b> <i>STUDY 2</i>	n	48	-	26	49	53
	HR	2.3 (-0.1, 4.7)	-	3.7 (0.4, 6.9)	4.9 (2.3, 7.6)	6.5 (3.9, 9.0)
	n	35	17	54	103	35
	SBP	1.7 (-1.4, 4.9)	4.6 (-1.1, 10.2)	3.8 (1.2, 6.4)	2.4 (0.4, 4.4)	4.5 (1.1, 7.9)
<b>OSA</b> <i>STUDY 2</i>	n	99	17	17	107	91
	DBP	1.4 (-0.1, 2.9)	1.9 (-2.3, 6.0)	3.2 (-0.9, 7.3)	1.8 (0.4, 3.2)	3.3 (1.8, 4.8)
	n	106	17	51	102	91
	HR	1.7 (0.1, 3.3)	1.9 (-1.9, 5.7)	3.3 (0.6, 6.0)	2.9 (1.4, 4.4)	4.5 (3.0, 6.0)

SBP = systolic blood pressure; DBP = diastolic blood pressure; HR = heart rate

\* For study weeks 1, 4, and 12, SDP, DBP, and HR were assessed pre-dose and every 1-2 hours for 10 hours after test drug administration. For all time points at all visits, the mean change from baseline was calculated, by indication and dose, for all patients with a valid assessment. The table shows, by indication and dose, the mean changes from baseline for the week and time point with the maximal change in SDP, DBP, and HR.

\*\* The maximum recommended daily dose is 150 mg. Dosages above 150 mg daily do not confer increased effectiveness sufficient to outweigh dose-related adverse reactions.

**Table 5: Blood Pressure and Heart Rate by 24-hour Ambulatory Monitoring: Mean Change (95% CI) from Baseline at Week 8**

		Placebo	SUNOSI 37.5 mg	SUNOSI 75 mg	SUNOSI 150 mg	SUNOSI 300 mg**
<b>Narcolepsy</b> <i>STUDY 1</i>	n*	46		44	44	40
	SBP	-0.4 (-3.1, 2.4)	-	1.6 (-0.4, 3.5)	-0.5 (-2.1, 1.1)	2.4 (0.5, 4.3)
	DBP	-0.2 (-1.9, 1.6)	-	1.0 (-0.4, 2.5)	0.8 (-0.4, 2.0)	3.0 (1.4, 4.5)
	HR	0.0 (-1.9, 2.0)	-	0.2 (-2.1, 2.4)	1.0 (-1.2, 3.2)	4.8 (2.3, 7.2)
<b>OSA</b> <i>STUDY 2</i>	n*	92	43	49	96	84
	SBP	-0.2 (-1.8, 1.4)	1.8 (-1.1, 4.6)	2.6 (0.02, 5.3)	-0.2 (-2.0, 1.6)	2.8 (-0.1, 5.8)
	DBP	0.2 (-0.9, 1.3)	1.4 (-0.4, 3.2)	1.5 (-0.04, 3.1)	-0.1 (-1.1, 1.0)	2.4 (0.5, 4.4)
	HR	-0.4 (-1.7, 0.9)	0.4 (-1.4, 2.2)	1.0 (-0.9, 2.81)	1.7 (0.5, 2.9)	1.6 (0.3, 2.9)

SBP = systolic blood pressure; DBP = diastolic blood pressure; HR = heart rate

\* Number of patients who had at least 50% valid ABPM readings.

\*\*The maximum recommended daily dose is 150 mg. Dosages above 150 mg daily do not confer increased effectiveness sufficient to outweigh dose-related adverse reactions.

## 7 DRUG INTERACTIONS

### 7.1 Monoamine Oxidase (MAO) Inhibitors

Do not administer SUNOSI concomitantly with MAOIs or within 14 days after discontinuing MAOI treatment. Concomitant use of MAO inhibitors and noradrenergic drugs may increase the risk of a hypertensive reaction. Potential outcomes include death, stroke, myocardial infarction, aortic dissection, ophthalmological complications, eclampsia, pulmonary edema, and renal failure [see *Contraindications (4)*].



## 7.2 Drugs that Increase Blood Pressure and/or Heart Rate

Concomitant use of SUNOSI with other drugs that increase blood pressure and/or heart rate has not been evaluated, and such combinations should be used with caution [*see Warnings and Precautions (5.1)*].

## 7.3 Dopaminergic Drugs

Dopaminergic drugs that increase levels of dopamine or that bind directly to dopamine receptors might result in pharmacodynamic interactions with SUNOSI. Interactions with dopaminergic drugs have not been evaluated with SUNOSI. Use caution when concomitantly administering dopaminergic drugs with SUNOSI.

# 8 USE IN SPECIFIC POPULATIONS

## 8.1 Pregnancy

### Pregnancy Exposure Registry

There is a pregnancy exposure registry that monitors pregnancy outcomes in women exposed to SUNOSI during pregnancy. Healthcare providers are encouraged to register pregnant patients, or pregnant women may enroll themselves in the registry by calling 1-877-283-6220 or contacting the company at [www.SunosiPregnancyRegistry.com](http://www.SunosiPregnancyRegistry.com).

### Risk Summary

Available data from case reports are not sufficient to determine drug-associated risks of major birth defects, miscarriage, or adverse maternal or fetal outcomes. In animal reproductive studies, oral administration of solriamfetol during organogenesis caused maternal and fetal toxicities in rats and rabbits at doses  $\geq 4$  and 5 times and was teratogenic at doses 19 and  $\geq 5$  times, respectively, the maximum recommended human dose (MRHD) of 150 mg based on  $\text{mg}/\text{m}^2$  body surface area. Oral administration of solriamfetol to pregnant rats during pregnancy and lactation at doses  $\geq 7$  times the MRHD based on  $\text{mg}/\text{m}^2$  body surface area resulted in maternal toxicity and adverse effects on fertility, growth, and development in offspring (*see Data*).

The estimated background risk of major birth defects and miscarriage for the indicated population is unknown. All pregnancies have a background risk of birth defect, loss, or other adverse outcomes. In the U.S. general population, the estimated background risks of major birth defects and miscarriage in clinically recognized pregnancies are 2% to 4% and 15% to 20%, respectively.

### Data

#### *Animal Data*

Solriamfetol was administered orally to pregnant rats during the period of organogenesis at 15, 67, and 295  $\text{mg}/\text{kg}/\text{day}$ , which are approximately 1, 4, and 19 times the MRHD based on  $\text{mg}/\text{m}^2$  body surface area. Solriamfetol at  $\geq 4$  times the MRHD caused maternal toxicity that included

hyperactivity, significant decreases in body weight, weight gain, and food consumption. Fetal toxicity at these maternally toxic doses included increased incidence of early resorption and post-implantation loss, and decreased fetal weight. Solriamfetol was teratogenic at 19 times the MRHD; it increased the incidence of fetal malformations that included severe sternebrae mal-alignment, hindlimb rotation, bent limb bones, and situs inversus. This dose was also maternally toxic. The no-adverse-effect level for malformation is 4 times and for maternal and embryofetal toxicity is approximately 1 times the MRHD based on mg/m<sup>2</sup> body surface area.

Solriamfetol was administered orally to pregnant rabbits during the period of organogenesis at 17, 38, and 76 mg/kg/day, which are approximately 2, 5, and 10 times the MRHD based on mg/m<sup>2</sup> body surface area. Solriamfetol at 10 times the MRHD caused maternal toxicity of body weight loss and decreased food consumption. Solriamfetol was teratogenic at  $\geq 5$  times the MRHD, it caused fetal skeletal malformation (slight-to-moderate sternebrae mal-alignment) and decreased fetal weight. The no-adverse-effect level for malformation and fetal toxicity is approximately 2 times and for maternal toxicity is approximately 5 times the MRHD based on mg/m<sup>2</sup> body surface area.

Solriamfetol was administered orally to pregnant rats during the period of organogenesis from gestation day 7 through lactation day 20 post-partum, at 35, 110, and 350 mg/kg/day, which are approximately 2, 7, and 22 times the MRHD based on mg/m<sup>2</sup> body surface area. At  $\geq 7$  times the MRHD, solriamfetol caused maternal toxicity that included decreased body weight gain, decreased food consumption, and hyperpnea. At these maternally toxic doses, fetal toxicity included increased incidence of stillbirth, postnatal pup mortality, and decreased pup weight. Developmental toxicity in offspring after lactation day 20 included decreased body weight, decreased weight gain, and delayed sexual maturation. Mating and fertility of offspring were decreased at maternal doses 22 times the MRHD without affecting learning and memory. The no-adverse-effect level for maternal and developmental toxicity is approximately 2 times the MRHD based on mg/m<sup>2</sup> body surface area.

## 8.2 Lactation

### Risk Summary

There are no data available on the presence of solriamfetol or its metabolites in human milk, the effects on the breastfed infant, or the effect of this drug on milk production.

Solriamfetol is present in rat milk. When a drug is present in animal milk, it is likely that the drug will be present in human milk. The developmental and health benefits of breastfeeding should be considered along with the mother's clinical need for SUNOSI and any potential adverse effects on the breastfed child from SUNOSI or from the underlying maternal condition.

### Clinical Considerations

Monitor breastfed infants for adverse reactions, such as agitation, insomnia, anorexia and reduced weight gain.

## 8.4 Pediatric Use

Safety and effectiveness in pediatric patients have not been established. Clinical studies of SUNOSI in pediatric patients have not been conducted.

## 8.5 Geriatric Use

Of the total number of patients in the narcolepsy and OSA clinical studies treated with SUNOSI, 13% (123/930) were 65 years of age or over.

No clinically meaningful differences in safety or effectiveness were observed between elderly and younger patients.

Solriamfetol is predominantly eliminated by the kidney. Because elderly patients are more likely to have decreased renal function, dosing may need to be adjusted based on eGFR in these patients. Consideration should be given to the use of lower doses and close monitoring in this population [see *Dosage and Administration* (2.5)].

## 8.6 Renal Impairment

Dosage adjustment is not required for patients with mild renal impairment (eGFR 60-89 mL/min/1.73 m<sup>2</sup>). Dosage adjustment is recommended for patients with moderate to severe renal impairment (eGFR 15-59 mL/min/1.73 m<sup>2</sup>). SUNOSI is not recommended for patients with end stage renal disease (eGFR <15 mL/min/1.73 m<sup>2</sup>) [see *Dosage and Administration* (2.5), *Warnings and Precautions* (5.1, 5.2), *Clinical Pharmacology* (12.3)].

# 9 DRUG ABUSE AND DEPENDENCE

## 9.1 Controlled Substance

SUNOSI contains solriamfetol. (Controlled substance schedule to be determined after review by the Drug Enforcement Administration).

## 9.2 Abuse

SUNOSI has potential for abuse. Abuse is the intentional non-therapeutic use of a drug, even once, to achieve a desired psychological or physiological effect. The abuse potential of SUNOSI 300 mg, 600 mg, and 1200 mg (two, three, and four times the maximum recommended dose, respectively) was assessed relative to phentermine, 45 mg and 90 mg, (a Schedule IV controlled substance) in a human abuse potential study in individuals experienced with the recreational use of stimulants. Results from this clinical study demonstrated that SUNOSI produced Drug Liking scores similar to or lower than phentermine. In this crossover study, elevated mood was reported by 2.4% of placebo-treated subjects, 8 to 24% of SUNOSI-treated subjects, and 10 to 18% of phentermine-treated subjects. A 'feeling of relaxation' was reported in 5% of placebo-treated subjects, 5 to 19% of SUNOSI-treated subjects and 15 to 20% of phentermine-treated subjects.

Physicians should carefully evaluate patients for a recent history of drug abuse, especially those with a history of stimulant (e.g., methylphenidate, amphetamine, or cocaine) or alcohol abuse, and follow such patients closely, observing them for signs of misuse or abuse of SUNOSI (e.g., incrementation of doses, drug-seeking behavior).

### 9.3 Dependence

In a long-term safety and maintenance of efficacy study, the effects of abrupt discontinuation of SUNOSI were evaluated following at least 6 months of SUNOSI use in patients with narcolepsy or OSA. The effects of abrupt discontinuation of SUNOSI were also evaluated during the two-week safety follow-up periods in the Phase 3 studies. There was no evidence that abrupt discontinuation of SUNOSI resulted in a consistent pattern of adverse events in individual subjects that was suggestive of physical dependence or withdrawal.

## 10 OVERDOSAGE

A specific reversal agent for SUNOSI is not available. Hemodialysis removed approximately 21% of a 75 mg dose in end stage renal disease patients. Overdoses should be managed with primarily supportive care, including cardiovascular monitoring.

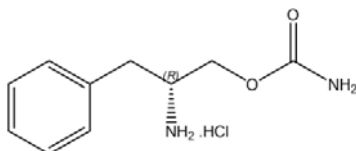
Consult with a Certified Poison Control Center at 1-800-222-1222 for latest recommendations.

## 11 DESCRIPTION

SUNOSI contains solriamfetol, a dopamine and norepinephrine reuptake inhibitor (DNRI). Solriamfetol is a phenylalanine derivative with the systematic name (*R*)-2-amino-3-phenylpropylcarbamate hydrochloride.

The molecular formula is  $C_{10}H_{15}N_2O_2Cl$ , and the molecular weight is 230.69.

The chemical structure is:



Solriamfetol hydrochloride is a white to off-white solid that is freely soluble in water.

SUNOSI tablets are intended for oral administration. Each 75 mg SUNOSI film-coated tablet contains 75 mg solriamfetol (equivalent to 89.3 mg solriamfetol hydrochloride). Each 150 mg SUNOSI film-coated tablet contains 150 mg solriamfetol (equivalent to 178.5 mg solriamfetol hydrochloride). The inactive ingredients are hydroxypropyl cellulose and magnesium stearate. In addition, the film coating contains: iron oxide yellow, polyethylene glycol, polyvinyl alcohol, talc, and titanium dioxide.

## 12 CLINICAL PHARMACOLOGY

### 12.1 Mechanism of Action

The mechanism of action of solriamfetol to improve wakefulness in patients with excessive daytime sleepiness associated with narcolepsy or obstructive sleep apnea is unclear. However, its

efficacy could be mediated through its activity as a dopamine and norepinephrine reuptake inhibitor (DNRI).

## 12.2 Pharmacodynamics

Solriamfetol binds to the dopamine transporter and norepinephrine transporter with low affinity ( $K_i=14.2\text{ }\mu\text{M}$  and  $3.7\text{ }\mu\text{M}$ , respectively), and inhibits the reuptake of dopamine and norepinephrine with low potency ( $\text{IC}_{50}=2.9\text{ }\mu\text{M}$  and  $4.4\text{ }\mu\text{M}$ , respectively). Solriamfetol has no appreciable binding affinity for the serotonin transporter ( $K_i=81.5\text{ }\mu\text{M}$ ) and does not inhibit serotonin reuptake ( $\text{IC}_{50} > 100\text{ }\mu\text{M}$ ). Solriamfetol has no appreciable binding affinity to dopamine, serotonin, norepinephrine, GABA, adenosine, histamine, orexin, benzodiazepine, muscarinic acetylcholine, or nicotinic acetylcholine receptors.

### Cardiac Electrophysiology

The effect of solriamfetol 300 mg and 900 mg (twice and six times the maximum recommended dose, respectively) on the QTc interval was evaluated in a randomized, double-blind, placebo-, and positive-controlled (moxifloxacin 400 mg), 4-period, crossover study in 60 healthy subjects. A large increase in heart rate was observed in both solriamfetol treatment groups (mean change from baseline in HR of 21 and 27 bpm in the 300 and 900 mg groups, respectively, compared with 8 bpm in the placebo group). These heart rate effects impact the interpretability of the QTc effects, particularly in the 900 mg group. In this study, solriamfetol 300 mg did not prolong the QTcF interval to a clinically relevant extent.

## 12.3 Pharmacokinetics

Solriamfetol exhibits linear kinetics over the dose range of 42 to 1008 mg (approximately 0.28 to 6.7 times the maximum recommended dosage). Steady state is reached in 3 days, and once-daily administration is expected to result in minimal accumulation (1.06 times single-dose exposure).

### Absorption

The oral bioavailability of solriamfetol is approximately 95%. Peak plasma concentration of solriamfetol occurs at a median  $T_{\text{max}}$  of 2 hours (range 1.25 to 3.0 hours) post-dose under fasted conditions.

### *Effect of Food*

Ingestion of solriamfetol with a high-fat meal resulted in minimal change in  $C_{\text{max}}$  and  $\text{AUC}_{\text{inf}}$ ; however, a delay of approximately 1 hour in  $T_{\text{max}}$  was observed.

### Distribution

The apparent volume of distribution of solriamfetol is approximately 199 L. Plasma protein binding ranged from 13.3% to 19.4% over solriamfetol concentration range of 0.059 to 10.1 mcg/mL in human plasma. The mean blood-to-plasma concentration ratio ranged from 1.16 to 1.29.

### Elimination

Solriamfetol exhibits first-order elimination after oral administration. The apparent mean elimination half-life is about 7.1 hours.

### *Metabolism*

Solriamfetol is minimally metabolized in humans.

### *Excretion*

Approximately 95% of the dose was recovered in urine as unchanged solriamfetol, and 1% or less of the dose was recovered as the minor inactive metabolite N-acetyl solriamfetol in a mass balance study. Renal clearance (18.2 L/h) represented the majority of apparent total clearance (19.5 L/h). Active tubular secretion is likely involved in the renal elimination of the parent drug.

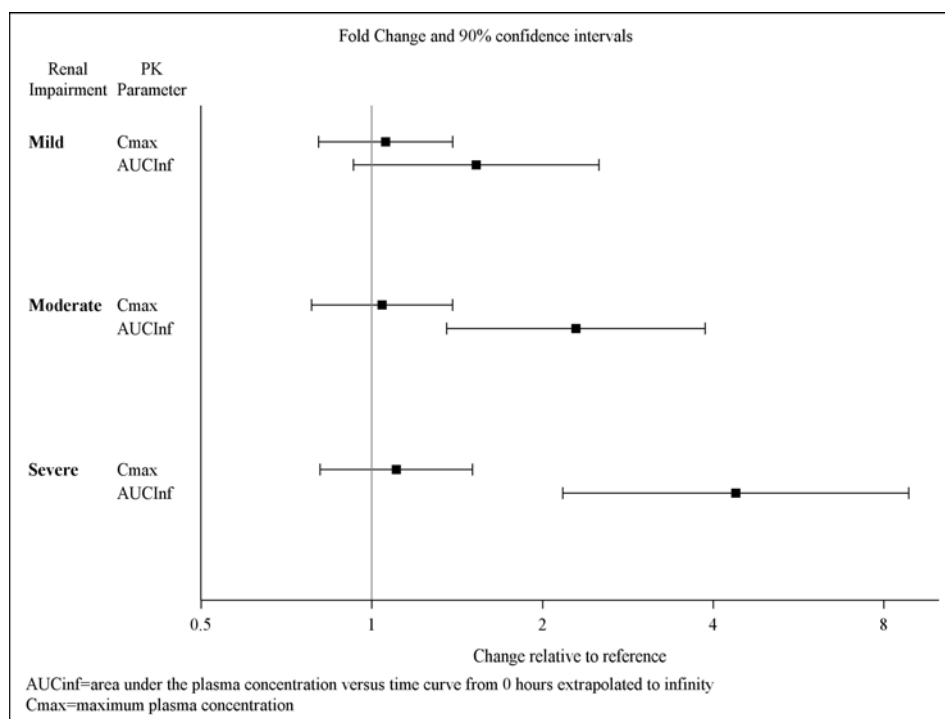
### Specific Populations

Population PK analysis indicated that age, gender, and race do not have clinically relevant effects on the pharmacokinetics of solriamfetol. No dose adjustments were made in clinical studies that enrolled patients ages 65 and above.

### *Patients with Renal Impairment*

Exposures to solriamfetol in patients with renal impairment compared to subjects with normal renal function ( $\text{eGFR} \geq 90 \text{ mL/min/1.73 m}^2$ ) are summarized in Figure 1. The half-life of solriamfetol was increased approximately 1.2-, 1.9-, and 3.9-fold in patients with mild ( $\text{eGFR } 60\text{--}89 \text{ mL/min/1.73 m}^2$ ), moderate ( $\text{eGFR } 30\text{--}59 \text{ mL/min/1.73 m}^2$ ), or severe ( $\text{eGFR} < 30 \text{ mL/min/1.73 m}^2$ ) renal impairment, respectively. Exposure (AUC) and half-life of solriamfetol was significantly increased in patients with ESRD ( $\text{eGFR} < 15 \text{ mL/min/1.73 m}^2$ ) [see *Use in Specific Populations* (8.6)]. An average of 21% of solriamfetol was removed by hemodialysis. In general, median  $T_{\text{max}}$  values were not affected by renal impairment.

**Figure 1. Effect of Renal Impairment on Solriamfetol Pharmacokinetics**



## Drug Interaction Studies

### *In Vitro* Studies

**CYP and UGT Enzymes:** Solriamfetol was minimally metabolized *in vitro*. Solriamfetol is not an inhibitor of CYPs 1A2, 2A6, 2B6, 2C8, 2C9, 2C19, 2D6, 2E1, or 3A4. It does not induce CYP1A2, 2B6, 3A4, or UGT1A1 enzymes at clinically relevant concentrations.

**Transporter Systems:** Solriamfetol is a low-avidity substrate of OCT2, MATE1, OCTN1, and OCTN2. Solriamfetol is a weak inhibitor of OCT2 (IC<sub>50</sub> of 146 μM) and MATE1 (IC<sub>50</sub> of 211 μM), and is not an inhibitor of OCT1, MATE2-K, OCTN1, or OCTN2. Solriamfetol does not appear to be a substrate or inhibitor of P-gp, BCRP, OATP1B1, OATP1B3, OAT1, or OAT3.

Based on *in vitro* data, clinically significant PK drug interactions with major CYPs and transporters are not expected in patients taking SUNOSI.

## 13 NONCLINICAL TOXICOLOGY

### 13.1 Carcinogenesis, Mutagenesis, Impairment of Fertility

#### Carcinogenesis

Solriamfetol did not increase the incidence of tumors in rats or mice treated orally for up to 101 and 104 weeks at 35, 80, and 200 mg/kg/day (rat), and 20, 65, and 200 mg/kg/day (mouse), respectively. These doses are approximately 2, 6, and 18 times (rat), and 0.4, 2.6, and 7 times (mouse) the MRHD based on AUC.



### Mutagenesis

Solriamfetol was not mutagenic in the *in vitro* bacterial reverse mutation (Ames) assay or clastogenic in the *in vitro* mammalian chromosomal aberration assay or in the *in vivo* mouse bone marrow micronucleus assay.

### Impairment of Fertility

Solriamfetol did not affect fertility or sperm parameters when administered orally to male rats for 8 weeks at doses of 35 and 110 mg/kg/day, which are approximately 2 and 7 times the MRHD, based on mg/m<sup>2</sup> body surface area. At 350 mg/kg/day, which is approximately 22 times the MRHD based on mg/m<sup>2</sup> body surface area, solriamfetol decreased sperm count and sperm concentration without affecting fertility.

Solriamfetol did not affect fertility when administered orally to female rats for 2 weeks pre-mating, during mating, and through gestation day 7 at 15, 67, and 295 mg/kg/day, which are approximately 1, 4, and 19 times the MRHD, based on mg/m<sup>2</sup> body surface area.

## **14 CLINICAL STUDIES**

### **14.1 Narcolepsy**

The efficacy of SUNOSI in improving wakefulness and reducing excessive daytime sleepiness was demonstrated in a 12-week, multi-center, randomized, double-blind, placebo-controlled, parallel-group study (Study 1; NCT02348593) in adult patients with a diagnosis of narcolepsy according to the ICSD-3 or DSM-5 criteria.

Wakefulness and sleepiness were assessed using the Maintenance of Wakefulness Test (MWT) and the Epworth Sleepiness Scale (ESS). The MWT measures an individual's ability to remain awake during the daytime in a darkened, quiet environment. Patients were instructed to remain awake for as long as possible during 40-minute test sessions, and sleep latency was determined as the mean number of minutes patients could remain awake in the first four test sessions. The ESS is an 8-item questionnaire by which patients rate their perceived likelihood of falling asleep during usual daily life activities. Change in overall symptom severity was assessed using the Patient Global Impression of Change (PGIC) scale. The PGIC is a 7-point patient-reported scale by which patients rate their symptom change since the beginning of the study. Responses range from "very much improved" to "very much worse." The co-primary efficacy endpoints were change from baseline in MWT and ESS at Week 12. A pre-specified secondary endpoint was percentage of subjects reported as improved (minimally, much, or very much) at Week 12 by PGIC.

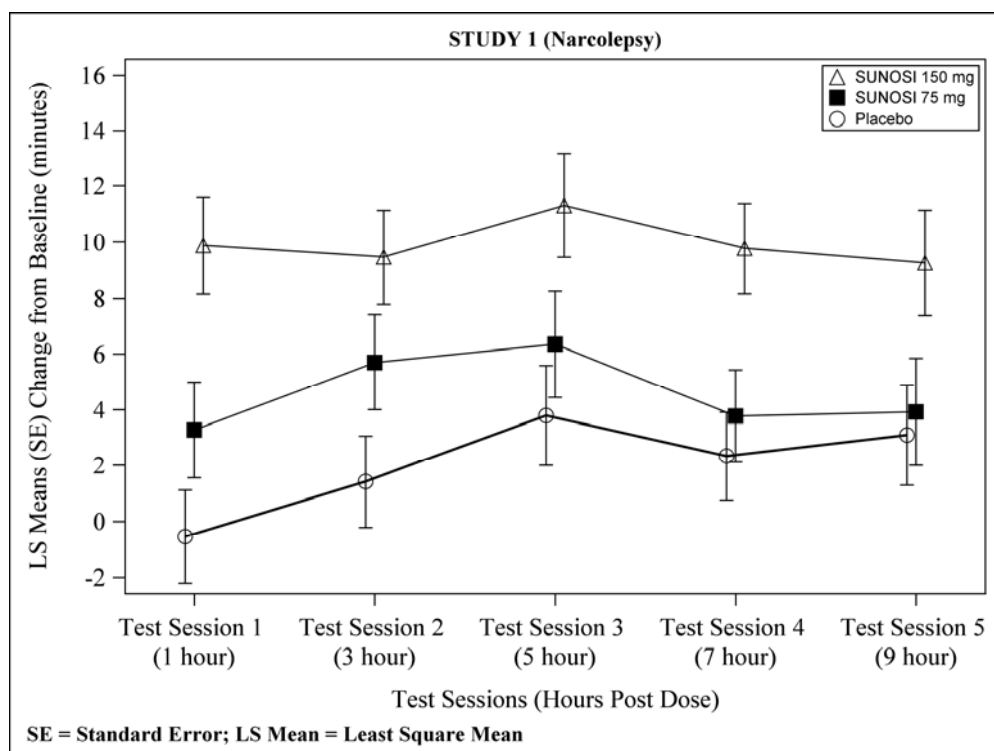
A total of 239 patients with narcolepsy were randomized to receive SUNOSI 75 mg, 150 mg, or 300 mg (two times the maximum recommended daily dose), or placebo once daily. Patients randomized to the 150-mg dose received 75 mg for the first 3 days before increasing to 150 mg.

Demographic and baseline disease characteristics were similar for the SUNOSI and placebo groups. Median age was 34 years (range 18 to 70 years), 65% were female, 80% were Caucasian, 14% were African American, and 3% were Asian. Approximately 51% of patients had cataplexy.

Compared to the placebo group, patients randomized to 150 mg SUNOSI showed statistically significant improvements on the MWT (treatment effect difference: 7.7 minutes, Table 6) and on the ESS (treatment effect difference: 3.8 points, Table 7) at Week 12. These effects were apparent at Week 1 and consistent with the results at Week 12. The change on percentage of subjects reported as improved by PGIC was also statistically significant compared with placebo. There were trends toward improvement in the SUNOSI 75-mg treatment group (Tables 6 and 7); however, these changes were not statistically significant. There was no evidence of differential efficacy in patients with cataplexy and patients without cataplexy. Examination of subgroups by age, race, and sex did not suggest differences in response.

At Week 12, 150 mg of SUNOSI demonstrated improvements in wakefulness compared to placebo as assessed in test sessions 1 (approximately 1 hour post-dose) through 5 (approximately 9 hours post-dose) of the MWT (Figure 2). Nighttime sleep as measured with polysomnography was not affected by the use of SUNOSI in Study 1.

**Figure 2: Maintenance of Wakefulness Test Improvements in Test Sessions 1 through 5 in Patients with Narcolepsy in Study 1 at Week 12**



## 14.2 Obstructive Sleep Apnea (OSA)

The efficacy of SUNOSI in improving wakefulness and reducing excessive daytime sleepiness in patients with OSA was demonstrated in a 12-week multi-center, randomized, double-blind, placebo-controlled study (Study 2; NCT02348606) in adults diagnosed with OSA according to ICSD-3 criteria. The co-primary efficacy endpoints were change from baseline in MWT and ESS at Week 12; A pre-specified secondary endpoint was percentage of subjects reported as improved (minimally, much, or very much) at Week 12 by PGIC.

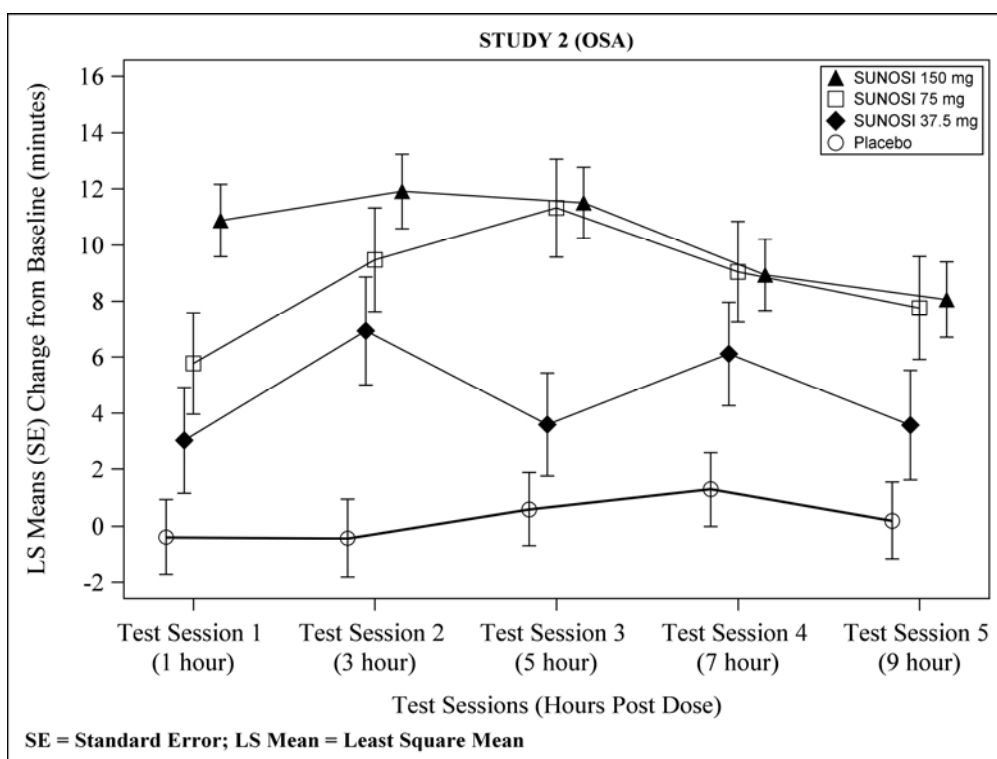
A total of 476 patients with OSA were randomized to receive SUNOSI 37.5 mg, 75 mg, 150 mg, or 300 mg (two times the maximum recommended daily dose), or placebo once daily. Patients randomized to the 150-mg dose received 75 mg for the first 3 days before increasing to 150 mg.

Demographic and baseline disease characteristics were similar for the SUNOSI and placebo groups. Median age was 55 years (range 20 to 75 years), 37% were female, 76% were Caucasian, 19% were African American, and 4% were Asian.

Compared to the placebo group, patients randomized to 37.5 mg, 75 mg, and 150 mg SUNOSI showed statistically significant improvements on the MWT (treatment effect difference: 4.5 minutes, 8.9 minutes, and 10.7 minutes respectively; Table 6) and ESS (treatment effect difference: 1.9 points, 1.7 points, and 4.5 points respectively; Table 7) at Week 12. These effects were apparent at Week 1 and consistent with the results at Week 12. The change on percentage of subjects reported as improved by PGIC was also statistically significant compared with placebo. Examination of subgroups by age, race, and sex did not suggest differences in response.

At Week 12, 37.5 mg, 75 mg, and 150 mg of SUNOSI all demonstrated improvements in wakefulness compared to placebo as assessed in test sessions 1 (approximately 1 hour post-dose) through 5 (approximately 9 hours post-dose) of the MWT (Figure 3). Nighttime sleep as measured with polysomnography was not affected by the use of SUNOSI in Study 2. Patients' compliance with a primary OSA therapy device was similar across the placebo and SUNOSI treatment groups at baseline, and did not change during the 12-week study period in any treatment group.

**Figure 3: Maintenance of Wakefulness Test Improvements in Test Sessions 1 through 5 in Patients with OSA in Study 2 at Week 12**



**Table 6: Efficacy Results for Maintenance of Wakefulness Test (minutes) in Patients with Narcolepsy (Study 1) and OSA (Study 2)**

Indication/ Study	Treatment Group (N)	Baseline Mean (SD)	LS Mean Change from Baseline at Week 12 (SE)	Difference from Placebo (95% CI)
<b>Narcolepsy</b> <i>STUDY 1</i>	Placebo (58)	6.2 (5.7)	2.1 (1.3)	-
	SUNOSI 75 mg (59)	7.5 (5.4)	4.7 (1.3)	2.6 (-1.0, 6.3)
	SUNOSI 150 mg* (55)	7.9 (5.7)	9.8 (1.3)	7.7 (4.0, 11.3)
<b>OSA</b> <i>STUDY 2</i>	Placebo (114)	12.6 (7.1)	0.2 (1.0)	-
	SUNOSI 37.5 mg* (56)	13.6 (8.1)	4.7 (1.4)	4.5 (1.2, 7.9)
	SUNOSI 75 mg* (58)	12.4 (6.9)	9.1 (1.4)	8.9 (5.6, 12.4)
	SUNOSI 150 mg* (116)	12.5 (7.2)	11.0 (1.0)	10.7 (8.1, 13.4)

SD = standard deviation; SE = standard error; LS Mean = least square mean; CI = confidence interval  
Maximum possible MWT score is 40 minutes. A positive change represents improvement.  
Difference from Placebo = LS Mean Difference between change from baseline between active drug and placebo.  
\* Dose that was statistically significantly superior to placebo after adjusting for multiplicity.

**Table 7: Efficacy Results for Epworth Sleepiness Scale in Patients with Narcolepsy (Study 1) and OSA (Study 2)**

Indication/ Study	Treatment Groups (N)	Baseline Score Mean (SD)	LS Mean Change from Baseline at Week 12 (SE)	Difference from Placebo (95% CI)
<b>Narcolepsy</b> <i>STUDY 1</i>	Placebo (58)	17.3 (2.9)	-1.6 (0.7)	-
	SUNOSI 75 mg (59)	17.3 (3.5)	-3.8 (0.7)	-2.2 (-4.0, -0.3)
	SUNOSI 150 mg* (55)	17.0 (3.6)	-5.4 (0.7)	-3.8 (-5.6, -2.0)
<b>OSA</b> <i>STUDY 2</i>	Placebo (114)	15.6 (3.3)	-3.3 (0.5)	-
	SUNOSI 37.5 mg* (56)	15.1 (3.5)	-5.1(0.6)	-1.9 (-3.4, -0.3)
	SUNOSI 75 mg* (58)	15.0 (3.5)	-5.0 (0.6)	-1.7 (-3.2, -0.2)
	SUNOSI 150 mg* (116)	15.1 (3.4)	-7.7 (0.4)	-4.5 (-5.7, -3.2)

SD = standard deviation; SE = standard error; LS Mean = least square mean; CI = confidence interval  
Scores range from 0 to 24 with higher scores indicating more severe sleepiness. A negative change represents improvement.  
Difference from placebo = LS mean difference between change from baseline between SUNOSI and placebo.  
\* Dose that was statistically significantly superior to placebo after adjusting for multiplicity.

### 14.3 Maintenance of Efficacy in Narcolepsy and OSA

The maintenance of effect of SUNOSI in improving wakefulness and reducing excessive daytime sleepiness in patients with narcolepsy and OSA was assessed in two randomized-withdrawal, placebo-controlled studies, Study 3 (NCT02348619) and Study 4 (NCT02348632).

Study 3 was a 6-week, multi-center, double-blind, placebo-controlled, randomized-withdrawal study in 174 adult patients with a diagnosis of OSA. The co-primary efficacy endpoints were change from the beginning to the end of the randomized withdrawal period in MWT and ESS. During a 2-week, open-label titration phase, patients were started on SUNOSI 75 mg once daily, and were titrated to the maximum tolerable dose between 75 mg and 300 mg per day (two times the maximum recommended daily dose). Patients were continued on this dose for a 2-week stable-dose phase. At the end of the stable-dose phase, 124 patients who reported “much” or “very much” improvement on the PGIC and who showed improvements on the MWT and ESS entered a double-blind withdrawal phase and were randomized 1:1 to either continue SUNOSI at the dose received in the stable-dose phase or switch to placebo. Compared to patients who remained on SUNOSI, patients randomized to placebo experienced statistically significant worsening of sleepiness as measured by the MWT and ESS (Table 8).

Study 4 was a 52-week, open-label study in 638 patients with either narcolepsy or OSA who had completed a prior trial. During a 2-week, open-label titration phase, patients were started on SUNOSI 75 mg once daily, and were titrated to the maximum tolerable dose between 75 mg and 300 mg per day (two times the maximum recommended daily dose). Patients remained on this dose during a subsequent open-label treatment period of either 38 (for patients previously enrolled in Study 1 or Study 2) or 50 (all others) weeks. A 2-week randomized-withdrawal period was incorporated into the study. After 6 months of stable-dose treatment, 282 patients (79 with narcolepsy; 203 with OSA) entered the randomized-withdrawal period. Patients were randomized 1:1 to either continue to receive SUNOSI at the dose received in the maintenance phase or to switch to placebo. The primary efficacy endpoint was change from the beginning to the end of the randomized-withdrawal period in ESS. Compared to patients who remained on SUNOSI, patients randomized to placebo experienced statistically significant worsening of sleepiness as measured by the ESS (Table 8).

**Table 8: Efficacy Results from Randomized Withdrawal Studies in Patients with Narcolepsy and OSA in Studies 3 and 4**

Indication/ Study	Endpoint	Treatment Groups (N)	Beginning of Randomized Withdrawal Period (Baseline) Mean (SD)	LS Mean Change from Baseline (SE)	Difference from Placebo (95% CI)
<b>OSA</b> <i>STUDY 3</i>	<b>MWT (minutes)</b>	Placebo (62) SUNOSI* (60)	29.0 (9.9) 31.7 (9.2)	-12.1 (1.3) -1.0 (1.4)	11.2 (7.8, 14.6)
	<b>ESS Score</b>	Placebo (62) SUNOSI* (60)	5.9 (3.8) 6.4 (4.4)	4.5 (0.7) -0.1 (0.7)	-4.6 (-6.4, -2.8)
<b>OSA and Narcolepsy</b> <i>STUDY 4</i>	<b>ESS Score</b>	Placebo (141) SUNOSI* (139)	7.8 (5.0) 7.3 (5.3)	5.3 (0.4) 1.6 (0.4)	-3.7 (-4.8, -2.7)

SD = standard deviation; SE = standard error; LS Mean = least square mean; CI = confidence interval

For MWT, maximum possible score is 40 minutes; negative changes indicate worsening.

For ESS, scores range from 0 to 24; positive changes indicate worsening.

\* Statistically significantly superior to placebo after adjusting for multiplicity.

## 16 HOW SUPPLIED / STORAGE AND HANDLING

### 16.1 How Supplied

SUNOSI is packaged in 30-count and 100-count white, high density polyethylene (HDPE) bottles.

SUNOSI tablets, 75 mg - dark yellow oblong tablet with "75" debossed on one side and a functional score line on the opposite side.

NDC 68727-350-01: Bottles of 30 with child-resistant closure

NDC 68727-350-02: Bottles of 100 with child-resistant closure

SUNOSI tablets, 150 mg - yellow oblong tablet with "150" debossed on one side.

NDC 68727-351-01: Bottles of 30 with child-resistant closure

NDC 68727-351-02: Bottles of 100 with child-resistant closure

### 16.2 Storage

Store SUNOSI at 20° to 25°C (68° to 77°F); excursions permitted between 15° to 30°C (59° to 86°F) (see USP controlled room temperature).

## 17 PATIENT COUNSELING INFORMATION

Advise the patient to read the FDA-approved patient labeling (Medication Guide).

### Potential for Abuse and Dependence

Advise patients that SUNOSI is a federally controlled substance because it has the potential to be abused [see *Drug Abuse and Dependence (9)*]. Advise patients to keep their medication in a secure place and to dispose of unused SUNOSI as recommended in the Medication Guide.

### Primary OSA Therapy Use

Inform patients that SUNOSI is not indicated to treat the airway obstruction in OSA and they should use a primary OSA therapy, such as CPAP, as prescribed to treat the underlying obstruction [see *Indications and Usage (1)*]. SUNOSI is not a substitute for primary OSA therapy.

### Blood Pressure and Heart Rate Increases

Instruct patients that SUNOSI can cause elevations of their blood pressure and pulse rate and that they should be monitored for such effects [see *Warnings and Precautions (5.1)*].

### Psychiatric Symptoms

Instruct patients to contact their healthcare provider if they experience, anxiety, insomnia, irritability, agitation, or signs of psychosis or bipolar disorders [see *Warnings and Precautions (5.2)*].

### Lactation

Monitor breastfed infants for adverse reactions such as agitation, insomnia, anorexia, and reduced weight gain [see *Use in Specific Populations (8.2)*].

For more information, visit [www.SUNOSI.com](http://www.SUNOSI.com)

---

Distributed by:  
Jazz Pharmaceuticals, Inc.  
Palo Alto, CA 94304

Protected by U.S. patent numbers: 8440715, 8877806, and 9604917

© 2019 Jazz Pharmaceuticals



## MEDICATION GUIDE

**SUNOSI**<sup>™</sup> (suh-NOH-see)  
(solriamfetol)  
tablets, for oral use, C-XX

### What is SUNOSI?

SUNOSI is a prescription medicine used to improve wakefulness in adults with excessive daytime sleepiness that is associated with narcolepsy or obstructive sleep apnea (OSA).

- It is not known if SUNOSI is safe and effective in children.
- SUNOSI is not for use to treat the underlying cause of airway obstruction in people with OSA. SUNOSI does not take the place of using your continuous positive airway pressure (CPAP) machine or other devices that your healthcare provider has prescribed for the treatment of OSA. It is important that you continue to use these treatments as prescribed by your healthcare provider.

**SUNOSI is a federally controlled substance (C-XX) because it contains solriamfetol that can be a target for people who abuse prescription medicines or street drugs.** Keep SUNOSI in a safe place to protect it from theft. Never give your SUNOSI to anyone else, because it may cause death or harm them. Selling or giving away SUNOSI may harm others and is against the law. Tell your healthcare provider if you have ever abused or been dependent on alcohol, prescription medicines or street drugs.

**Do not take SUNOSI** if you are taking or have stopped taking within the past 14 days a medicine used to treat depression called a monoamine oxidase inhibitor (MAOI).

### Before taking SUNOSI, tell your healthcare provider about all your medical conditions, including if you:

- have heart problems or have had a heart attack
- have had a stroke
- have high blood pressure
- have kidney problems or diabetes
- have high cholesterol in your blood
- have a history of mental health problems, including psychosis and bipolar disorders
- have a history of drug or alcohol abuse or addiction
- are pregnant or planning to become pregnant. It is not known if SUNOSI will harm your unborn baby.
  - **Pregnancy Registry:** There is a pregnancy registry for women who take SUNOSI during pregnancy. The purpose of this registry is to collect information about the health of you and your baby. Talk to your healthcare provider about how you can take part in this registry. For more information or to participate in the registry, call 1-877-283-6220 or go to [www.SunosiPregnancyRegistry.com](http://www.SunosiPregnancyRegistry.com)
- are breastfeeding or plan to breastfeed. It is not known if SUNOSI passes into your breast milk. Talk to your healthcare provider about the best way to feed your baby if you take SUNOSI.

**Tell your healthcare provider about all the medicines you take**, including prescription or over-the-counter medicines, vitamins, or herbal supplements.

SUNOSI and some other medicines may affect each other causing possible serious side effects. SUNOSI may affect the way other medicines work and other medicines may affect the way SUNOSI works.

**Especially tell your healthcare provider** if you take a medicine used to treat depression called a monoamine oxidase inhibitor (MAOI).

Know the medicines you take. Keep a list of them to show your healthcare provider and pharmacist when you get a new medicine.

### How should I take SUNOSI?

- Take SUNOSI exactly as your healthcare provider tells you to. Do not change your dose of SUNOSI without talking to your healthcare provider.
- Your healthcare provider may need to change the dose of SUNOSI until it is the right dose for you.
- Take SUNOSI by mouth 1 time each day when you first wake up. Avoid taking SUNOSI within 9 hours of your planned bedtime. If you take SUNOSI too close to your bedtime, you may find it harder to go to sleep.
- SUNOSI can be taken with or without food.
- Depending on your prescribed dose, your healthcare provider may tell you to swallow your SUNOSI tablet whole or split the SUNOSI tablet in half at the score line in the middle of the tablet. Ask your healthcare provider if you have questions about how to split the SUNOSI tablet in half the right way.
- If you take too much SUNOSI, call your healthcare provider or go to the nearest hospital emergency room right away.

**What are the possible side effects of SUNOSI?****SUNOSI may cause serious side effects, including:**

- **Increased blood pressure and heart rate.** SUNOSI can cause blood pressure and heart rate increases that can increase the risk of heart attack, stroke, heart failure and death. Your healthcare provider should check your blood pressure before you start and during treatment with SUNOSI. Your healthcare provider may decrease your dose or tell you to stop taking SUNOSI if you develop high blood pressure that does not go away during treatment with SUNOSI.
- **Mental (psychiatric) symptoms including anxiety, problems sleeping (insomnia), irritability and agitation.** Tell your healthcare provider if you develop anxiety, problems sleeping, irritability, agitation. Your healthcare provider may change your dose or tell you to stop taking SUNOSI if you develop side effects during treatment with SUNOSI.

The most common side effects of SUNOSI include:

- headache
- decreased appetite
- problems sleeping
- nausea
- anxiety

These are not all the possible side effects of SUNOSI.

Call your doctor for medical advice about side effects. You may report side effects to FDA at 1-800-FDA-1088.

**How should I store SUNOSI?**

- Store SUNOSI at room temperature between 68°F to 77°F (20°C to 25°C).
- Store SUNOSI in a safe place, like a locked cabinet.
- Dispose of remaining, unused, or expired SUNOSI by a medication take-back program at authorized collection sites such as retail pharmacies, hospital or clinic pharmacies, and law enforcement locations. If no take-back program or authorized collector is available, mix SUNOSI with an undesirable, nontoxic substance such as dirt, cat litter, or used coffee grounds to make it less appealing to children and pets. Place the mixture in a container such as a sealed plastic bag and throw away SUNOSI in the household trash.

**Keep SUNOSI and all medicines out of the reach of children.**

**General information about the safe and effective use of SUNOSI.**

Medicines are sometimes prescribed for purposes other than those listed in a Medication Guide. Do not use SUNOSI for a condition for which it was not prescribed. Do not give SUNOSI to other people, even if they have the same symptoms that you have. It may harm them. You can ask your pharmacist or healthcare provider for information about SUNOSI that is written for health professionals.

**What are the ingredients in SUNOSI?**

**Active Ingredient:** solriamfetol

**Inactive Ingredients:** hydroxypropyl cellulose and magnesium stearate. In addition, the film coating contains: iron oxide yellow, polyethylene glycol, polyvinyl alcohol, titanium dioxide, and talc.

Distributed by: Jazz Pharmaceuticals, Inc. Palo Alto, CA 94304

SUNOSI is a trademark of Jazz Pharmaceuticals, Inc. or its affiliates.

For more information, go to [www.SUNOSI.com](http://www.SUNOSI.com) or call 1-800-520-5568.

This Medication Guide has been approved by the U.S. Food and Drug Administration.

Issued: 03/2019