

HIGHLIGHTS OF PRESCRIBING INFORMATION

These highlights do not include all the information needed to use COZAAR safely and effectively. See full prescribing information for COZAAR.

COZAAR® (losartan potassium) tablets, for oral use
Initial U.S. Approval: 1995

WARNING: FETAL TOXICITY

See full prescribing information for complete boxed warning.

When pregnancy is detected, discontinue COZAAR as soon as possible. Drugs that act directly on the renin-angiotensin system can cause injury and death to the developing fetus. (5.1)

INDICATIONS AND USAGE

COZAAR is an angiotensin II receptor blocker (ARB) indicated for:

- Treatment of hypertension, to lower blood pressure in adults and children greater than 6 years old. Lowering blood pressure reduces the risk of fatal and nonfatal cardiovascular events, primarily strokes and myocardial infarctions. (1.1)
- Reduction of the risk of stroke in patients with hypertension and left ventricular hypertrophy. There is evidence that this benefit does not apply to Black patients. (1.2)
- Treatment of diabetic nephropathy with an elevated serum creatinine and proteinuria in patients with type 2 diabetes and a history of hypertension. (1.3)

DOSAGE AND ADMINISTRATION

Hypertension

- Usual adult dose: 50 mg once daily. (2.1)
- Usual pediatric starting dose: 0.7 mg per kg once daily (up to 50 mg). (2.1)

Hypertensive Patients with Left Ventricular Hypertrophy

- Usual starting dose: 50 mg once daily. (2.2)
- Add hydrochlorothiazide 12.5 mg and/or increase COZAAR to 100 mg followed by an increase to hydrochlorothiazide 25 mg if further blood pressure response is needed. (2.2, 14.2)

Nephropathy in Type 2 Diabetic Patients

- Usual dose: 50 mg once daily. (2.3)
- Increase dose to 100 mg once daily if further blood pressure response is needed. (2.3)

DOSAGE FORMS AND STRENGTHS

Tablets: 25 mg; 50 mg; and 100 mg. (3)

CONTRAINDICATIONS

- Hypersensitivity to any component. (4)
- Coadministration with aliskiren in patients with diabetes. (4)

WARNINGS AND PRECAUTIONS

- Hypotension: Correct volume or salt depletion prior to administration of COZAAR. (5.2)
- Monitor renal function and potassium in susceptible patients. (5.3, 5.4)

ADVERSE REACTIONS

Most common adverse reactions (incidence $\geq 2\%$ and greater than placebo) are: dizziness, upper respiratory infection, nasal congestion, and back pain. (6.1)

To report SUSPECTED ADVERSE REACTIONS, contact Organon LLC, a subsidiary of Organon & Co., at 1-844-674-3200 or FDA at 1-800-FDA-1088 or www.fda.gov/medwatch.

DRUG INTERACTIONS

- Agents Increasing Serum Potassium: Risk of hyperkalemia. (7.1)
- Lithium: Risk of lithium toxicity. (7.2)
- NSAIDs: Increased risk of renal impairment and reduced diuretic, natriuretic, and antihypertensive effects. (7.3)
- Dual Inhibition of the Renin-Angiotensin System: Increased risk of renal impairment, hypotension, syncope, and hyperkalemia. (7.4)

USE IN SPECIFIC POPULATIONS

- COZAAR is not recommended in pediatric patients less than 6 years of age or in pediatric patients with glomerular filtration rate less than 30 mL/min/1.73 m². (2.1, 8.4)
- Hepatic Impairment: Recommended starting dose 25 mg once daily. (2.4, 8.8, 12.3)

See 17 for PATIENT COUNSELING INFORMATION and FDA-approved patient labeling.

Revised: 10/2021

FULL PRESCRIBING INFORMATION: CONTENTS*

WARNING: FETAL TOXICITY

1 INDICATIONS AND USAGE

- 1.1 Hypertension
- 1.2 Hypertensive Patients with Left Ventricular Hypertrophy
- 1.3 Nephropathy in Type 2 Diabetic Patients

2 DOSAGE AND ADMINISTRATION

- 2.1 Hypertension
- 2.2 Hypertensive Patients with Left Ventricular Hypertrophy
- 2.3 Nephropathy in Type 2 Diabetic Patients
- 2.4 Dosage Modifications in Patients with Hepatic Impairment
- 2.5 Preparation of Suspension (for 200 mL of a 2.5 mg/mL suspension)

3 DOSAGE FORMS AND STRENGTHS

4 CONTRAINDICATIONS

5 WARNINGS AND PRECAUTIONS

- 5.1 Fetal Toxicity
- 5.2 Hypotension in Volume- or Salt-Depleted Patients
- 5.3 Renal Function Deterioration
- 5.4 Hyperkalemia

6 ADVERSE REACTIONS

- 6.1 Clinical Trials Experience
- 6.2 Postmarketing Experience

7 DRUG INTERACTIONS

- 7.1 Agents Increasing Serum Potassium
- 7.2 Lithium

- 7.3 Non-Steroidal Anti-Inflammatory Drugs (NSAIDs) Including Selective Cyclooxygenase-2 Inhibitors (COX-2 Inhibitors)

- 7.4 Dual Blockade of the Renin-Angiotensin System (RAS)

8 USE IN SPECIFIC POPULATIONS

- 8.1 Pregnancy
- 8.2 Lactation
- 8.4 Pediatric Use
- 8.5 Geriatric Use
- 8.6 Race
- 8.7 Renal Impairment
- 8.8 Hepatic Impairment

10 OVERDOSAGE

11 DESCRIPTION

12 CLINICAL PHARMACOLOGY

- 12.1 Mechanism of Action
- 12.2 Pharmacodynamics
- 12.3 Pharmacokinetics

13 NONCLINICAL TOXICOLOGY

- 13.1 Carcinogenesis, Mutagenesis, Impairment of Fertility

14 CLINICAL STUDIES

- 14.1 Hypertension
- 14.2 Hypertensive Patients with Left Ventricular Hypertrophy
- 14.3 Nephropathy in Type 2 Diabetic Patients

16 HOW SUPPLIED/STORAGE AND HANDLING

17 PATIENT COUNSELING INFORMATION

*Sections or subsections omitted from the full prescribing information are not listed.

FULL PRESCRIBING INFORMATION

WARNING: FETAL TOXICITY

When pregnancy is detected, discontinue COZAAR as soon as possible. Drugs that act directly on the renin-angiotensin system can cause injury and death to the developing fetus [see Warnings and Precautions (5.1)].

1 INDICATIONS AND USAGE

1.1 Hypertension

COZAAR® is indicated for the treatment of hypertension in adults and pediatric patients 6 years of age and older, to lower blood pressure. Lowering blood pressure lowers the risk of fatal and nonfatal cardiovascular (CV) events, primarily strokes and myocardial infarction. These benefits have been seen in controlled trials of antihypertensive drugs from a wide variety of pharmacologic classes including losartan.

Control of high blood pressure should be part of comprehensive cardiovascular risk management, including, as appropriate, lipid control, diabetes management, antithrombotic therapy, smoking cessation, exercise, and limited sodium intake. Many patients will require more than 1 drug to achieve blood pressure goals. For specific advice on goals and management, see published guidelines, such as those of the National High Blood Pressure Education Program's Joint National Committee on Prevention, Detection, Evaluation, and Treatment of High Blood Pressure (JNC).

Numerous antihypertensive drugs, from a variety of pharmacologic classes and with different mechanisms of action, have been shown in randomized controlled trials to reduce cardiovascular morbidity and mortality, and it can be concluded that it is blood pressure reduction, and not some other pharmacologic property of the drugs, that is largely responsible for those benefits. The largest and most consistent cardiovascular outcome benefit has been a reduction in the risk of stroke, but reductions in myocardial infarction and cardiovascular mortality also have been seen regularly.

Elevated systolic or diastolic pressure causes increased cardiovascular risk, and the absolute risk increase per mmHg is greater at higher blood pressures, so that even modest reductions of severe hypertension can provide substantial benefit. Relative risk reduction from blood pressure reduction is similar across populations with varying absolute risk, so the absolute benefit is greater in patients who are at higher risk independent of their hypertension (for example, patients with diabetes or hyperlipidemia), and such patients would be expected to benefit from more aggressive treatment to a lower blood pressure goal.

Some antihypertensive drugs have smaller blood pressure effects (as monotherapy) in Black patients, and many antihypertensive drugs have additional approved indications and effects (e.g., on angina, heart failure, or diabetic kidney disease). These considerations may guide selection of therapy.

COZAAR may be administered with other antihypertensive agents.

1.2 Hypertensive Patients with Left Ventricular Hypertrophy

COZAAR is indicated to reduce the risk of stroke in patients with hypertension and left ventricular hypertrophy, but there is evidence that this benefit does not apply to Black patients [see *Use in Specific Populations (8.6) and Clinical Pharmacology (12.3)*].

1.3 Nephropathy in Type 2 Diabetic Patients

COZAAR is indicated for the treatment of diabetic nephropathy with an elevated serum creatinine and proteinuria (urinary albumin to creatinine ratio ≥ 300 mg/g) in patients with type 2 diabetes and a history of hypertension. In this population, COZAAR reduces the rate of progression of nephropathy as measured by the occurrence of doubling of serum creatinine or end stage renal disease (need for dialysis or renal transplantation) [see *Clinical Studies (14.3)*].

2 DOSAGE AND ADMINISTRATION

2.1 Hypertension

Adult Hypertension

The usual starting dose of COZAAR is 50 mg once daily. The dosage can be increased to a maximum dose of 100 mg once daily as needed to control blood pressure [see *Clinical Studies (14.1)*]. A starting dose of 25 mg is recommended for patients with possible intravascular depletion (e.g., on diuretic therapy).

Pediatric Hypertension

The usual recommended starting dose is 0.7 mg per kg once daily (up to 50 mg total) administered as a tablet or a suspension [see *Dosage and Administration (2.5)*]. Dosage should be adjusted according to blood pressure response. Doses above 1.4 mg per kg (or in excess of 100 mg) daily have not been studied in pediatric patients [see *Clinical Pharmacology (12.3)*, *Clinical Studies (14.1)*, and *Warnings and Precautions (5.2)*].

COZAAR is not recommended in pediatric patients less than 6 years of age or in pediatric patients with estimated glomerular filtration rate less than 30 mL/min/1.73 m² [see *Use in Specific Populations (8.4)*, *Clinical Pharmacology (12.3)*, and *Clinical Studies (14)*].

2.2 Hypertensive Patients with Left Ventricular Hypertrophy

The usual starting dose is 50 mg of COZAAR once daily. Hydrochlorothiazide 12.5 mg daily should be added and/or the dose of COZAAR should be increased to 100 mg once daily followed by an increase in hydrochlorothiazide to 25 mg once daily based on blood pressure response [see *Clinical Studies (14.2)*].

2.3 Nephropathy in Type 2 Diabetic Patients

The usual starting dose is 50 mg once daily. The dose should be increased to 100 mg once daily based on blood pressure response [see *Clinical Studies (14.3)*].

2.4 Dosage Modifications in Patients with Hepatic Impairment

In patients with mild-to-moderate hepatic impairment the recommended starting dose of COZAAR is 25 mg once daily. COZAAR has not been studied in patients with severe hepatic impairment [see *Use in Specific Populations (8.8)* and *Clinical Pharmacology (12.3)*].

2.5 Preparation of Suspension (for 200 mL of a 2.5 mg/mL suspension)

Add 10 mL of Purified Water USP to an 8 ounce (240 mL) amber polyethylene terephthalate (PET) bottle containing ten 50 mg COZAAR tablets. Immediately shake for at least 2 minutes. Let the concentrate stand for 1 hour and then shake for 1 minute to disperse the tablet contents. Separately prepare a 50/50 volumetric mixture of Ora-Plus™ and Ora-Sweet SF™. Add 190 mL of the 50/50 Ora-Plus™/Ora-Sweet SF™ mixture to the tablet and water slurry in the PET bottle and shake for 1 minute to disperse the ingredients. The suspension should be refrigerated at 2-8°C (36-46°F) and can be stored for up to 4 weeks. Shake the suspension prior to each use and return promptly to the refrigerator.

3 DOSAGE FORMS AND STRENGTHS

- COZAAR, 25 mg, are white, oval, film-coated tablets with code 951 on one side.
- COZAAR, 50 mg, are white, oval, film-coated tablets with code 952 on one side and scored on the other.
- COZAAR, 100 mg, are white, teardrop-shaped, film-coated tablets with code 960 on one side.

4 CONTRAINDICATIONS

COZAAR is contraindicated:

- In patients who are hypersensitive to any component of this product.

- For coadministration with aliskiren in patients with diabetes.

5 WARNINGS AND PRECAUTIONS

5.1 Fetal Toxicity

COZAAR can cause fetal harm when administered to a pregnant woman. Use of drugs that act on the renin-angiotensin system during the second and third trimesters of pregnancy reduces fetal renal function and increases fetal and neonatal morbidity and death. Resulting oligohydramnios can be associated with fetal lung hypoplasia and skeletal deformations. Potential neonatal adverse effects include skull hypoplasia, anuria, hypotension, renal failure, and death. When pregnancy is detected, discontinue COZAAR as soon as possible [see *Use in Specific Populations* (8.1)].

5.2 Hypotension in Volume- or Salt-Depleted Patients

In patients with an activated renin-angiotensin system, such as volume- or salt-depleted patients (e.g., those being treated with high doses of diuretics), symptomatic hypotension may occur after initiation of treatment with COZAAR. Correct volume or salt depletion prior to administration of COZAAR [see *Dosage and Administration* (2.1)].

5.3 Renal Function Deterioration

Changes in renal function including acute renal failure can be caused by drugs that inhibit the renin-angiotensin system and by diuretics. Patients whose renal function may depend in part on the activity of the renin-angiotensin system (e.g., patients with renal artery stenosis, chronic kidney disease, severe congestive heart failure, or volume depletion) may be at particular risk of developing acute renal failure on COZAAR. Monitor renal function periodically in these patients. Consider withholding or discontinuing therapy in patients who develop a clinically significant decrease in renal function on COZAAR [see *Drug Interactions* (7.3) and *Use in Specific Populations* (8.7)].

5.4 Hyperkalemia

Monitor serum potassium periodically and treat appropriately. Dosage reduction or discontinuation of COZAAR may be required [see *Adverse Reactions* (6.1)].

Concomitant use of other drugs that may increase serum potassium may lead to hyperkalemia [see *Drug Interactions* (7.1)].

6 ADVERSE REACTIONS

6.1 Clinical Trials Experience

Because clinical trials are conducted under widely varying conditions, adverse reaction rates observed in the clinical trials of a drug cannot be directly compared to rates in the clinical trials of another drug and may not reflect the rates observed in practice.

Hypertension

COZAAR has been evaluated for safety in more than 3300 adult patients treated for essential hypertension and 4058 patients/subjects overall. Over 1200 patients were treated for over 6 months and more than 800 for over one year.

Treatment with COZAAR was well-tolerated with an overall incidence of adverse events similar to that of placebo. In controlled clinical trials, discontinuation of therapy for adverse events occurred in 2.3% of patients treated with COZAAR and 3.7% of patients given placebo. In 4 clinical trials involving over 1000 patients on various doses (10-150 mg) of losartan potassium and over 300 patients given placebo, the adverse events that occurred in $\geq 2\%$ of patients treated with COZAAR and more commonly than placebo were: dizziness (3% vs. 2%), upper respiratory infection (8% vs. 7%), nasal congestion (2% vs. 1%), and back pain (2% vs. 1%).

The following less common adverse reactions have been reported:

Blood and lymphatic system disorders: Anemia.

Psychiatric disorders: Depression.

Nervous system disorders: Somnolence, headache, sleep disorders, paresthesia, migraine.

Ear and labyrinth disorders: Vertigo, tinnitus.

Cardiac disorders: Palpitations, syncope, atrial fibrillation, CVA.

Respiratory, thoracic and mediastinal disorders: Dyspnea.

Gastrointestinal disorders: Abdominal pain, constipation, nausea, vomiting.

Skin and subcutaneous tissue disorders: Urticaria, pruritus, rash, photosensitivity.

Musculoskeletal and connective tissue disorders: Myalgia, arthralgia.

Reproductive system and breast disorders: Impotence.

General disorders and administration site conditions: Edema.

Cough

Persistent dry cough (with an incidence of a few percent) has been associated with ACE-inhibitor use and in practice can be a cause of discontinuation of ACE-inhibitor therapy. Two prospective, parallel-group, double-blind, randomized, controlled trials were conducted to assess the effects of losartan on the incidence of cough in hypertensive patients who had experienced cough while receiving ACE-inhibitor therapy. Patients who had typical ACE-inhibitor cough when challenged with lisinopril, whose cough disappeared on placebo, were randomized to losartan 50 mg, lisinopril 20 mg, or either placebo (one study, n=97) or 25 mg hydrochlorothiazide (n=135). The double-blind treatment period lasted up to 8 weeks. The incidence of cough is shown in Table 1 below.

Table 1

Study 1*	HCTZ	Losartan	Lisinopril
Cough	25%	17%	69%
Study 2†	Placebo	Losartan	Lisinopril
Cough	35%	29%	62%

* Demographics = (89% Caucasian, 64% female)

† Demographics = (90% Caucasian, 51% female)

These studies demonstrate that the incidence of cough associated with losartan therapy, in a population that all had cough associated with ACE-inhibitor therapy, is similar to that associated with hydrochlorothiazide or placebo therapy.

Cases of cough, including positive re-challenges, have been reported with the use of losartan in postmarketing experience.

Hypertensive Patients with Left Ventricular Hypertrophy

In the Losartan Intervention for Endpoint (LIFE) study, adverse reactions with COZAAR were similar to those reported previously for patients with hypertension.

Nephropathy in Type 2 Diabetic Patients

In the Reduction of Endpoints in NIDDM with the Angiotensin II Receptor Antagonist Losartan (RENAAL) study involving 1513 patients treated with COZAAR or placebo, the overall incidences of reported adverse events were similar for the two groups. Discontinuations of COZAAR because of side effects were similar to placebo (19% for COZAAR, 24% for placebo). The adverse events, regardless of drug relationship, reported with an incidence of $\geq 4\%$ of patients treated with COZAAR and occurring with $\geq 2\%$ difference in the losartan group vs. placebo on a background of conventional antihypertensive therapy, were asthenia/fatigue, chest pain, hypotension, orthostatic hypotension, diarrhea, anemia, hyperkalemia, hypoglycemia, back pain, muscular weakness, and urinary tract infection.

6.2 Postmarketing Experience

The following additional adverse reactions have been reported in postmarketing experience with COZAAR. Because these reactions are reported voluntarily from a population of uncertain size, it is not always possible to estimate their frequency reliably or to establish a causal relationship to drug exposure:

Digestive: Hepatitis.

General Disorders and Administration Site Conditions: Malaise.

Hematologic: Thrombocytopenia.

Hypersensitivity: Angioedema, including swelling of the larynx and glottis, causing airway obstruction and/or swelling of the face, lips, pharynx, and/or tongue has been reported rarely in patients treated with losartan; some of these patients previously experienced angioedema with other drugs including ACE inhibitors. Vasculitis, including Henoch-Schönlein purpura, has been reported. Anaphylactic reactions have been reported.

Metabolic and Nutrition: Hyponatremia.

Musculoskeletal: Rhabdomyolysis.

Nervous System Disorders: Dysgeusia.

Skin: Erythroderma.

7 DRUG INTERACTIONS

7.1 Agents Increasing Serum Potassium

Coadministration of losartan with other drugs that raise serum potassium levels may result in hyperkalemia. Monitor serum potassium in such patients.

7.2 Lithium

Increases in serum lithium concentrations and lithium toxicity have been reported during concomitant administration of lithium with angiotensin II receptor antagonists. Monitor serum lithium levels during concomitant use.

7.3 Non-Steroidal Anti-Inflammatory Drugs (NSAIDs) Including Selective Cyclooxygenase-2 Inhibitors (COX-2 Inhibitors)

In patients who are elderly, volume-depleted (including those on diuretic therapy), or with compromised renal function, coadministration of NSAIDs, including selective COX-2 inhibitors, with angiotensin II receptor antagonists (including losartan) may result in deterioration of renal function, including possible acute renal failure. These effects are usually reversible. Monitor renal function periodically in patients receiving losartan and NSAID therapy.

The antihypertensive effect of angiotensin II receptor antagonists, including losartan, may be attenuated by NSAIDs, including selective COX-2 inhibitors.

7.4 Dual Blockade of the Renin-Angiotensin System (RAS)

Dual blockade of the RAS with angiotensin receptor blockers, ACE inhibitors, or aliskiren is associated with increased risks of hypotension, syncope, hyperkalemia, and changes in renal function (including acute renal failure) compared to monotherapy.

The Veterans Affairs Nephropathy in Diabetes (VA NEPHRON-D) trial enrolled 1448 patients with type 2 diabetes, elevated urinary-albumin-to-creatinine ratio, and decreased estimated glomerular filtration rate (GFR 30 to 89.9 mL/min), randomized them to lisinopril or placebo on a background of losartan therapy and followed them for a median of 2.2 years. Patients receiving the combination of losartan and lisinopril did not obtain any additional benefit compared to monotherapy for the combined endpoint of decline in GFR, end stage renal disease, or death, but experienced an increased incidence of hyperkalemia and acute kidney injury compared with the monotherapy group.

In most patients no benefit has been associated with using two RAS inhibitors concomitantly. In general, avoid combined use of RAS inhibitors. Closely monitor blood pressure, renal function, and electrolytes in patients on COZAAR and other agents that affect the RAS.

Do not coadminister aliskiren with COZAAR in patients with diabetes. Avoid use of aliskiren with COZAAR in patients with renal impairment (GFR <60 mL/min).

8 USE IN SPECIFIC POPULATIONS

8.1 Pregnancy

Risk Summary

COZAAR can cause fetal harm when administered to a pregnant woman. Use of drugs that act on the renin-angiotensin system during the second and third trimesters of pregnancy reduces fetal renal function and increases fetal and neonatal morbidity and death. Most epidemiologic studies examining fetal abnormalities after exposure to antihypertensive use in the first trimester have not distinguished drugs affecting the renin-angiotensin system from other antihypertensive agents. When pregnancy is detected, discontinue COZAAR as soon as possible (see Clinical Considerations).

The estimated background risk of major birth defects and miscarriage for the indicated population is unknown. All pregnancies have a background risk of birth defect, loss, or other adverse outcomes. In the U.S. general population, the estimated background risk of major birth defects and miscarriage in clinically recognized pregnancies is 2% to 4% and 15% to 20%, respectively.

Clinical Considerations

Disease-associated Maternal and/or Embryo/Fetal Risk

Hypertension in pregnancy increases the maternal risk for pre-eclampsia, gestational diabetes, premature delivery, and delivery complications (e.g., need for cesarean section, post-partum hemorrhage). Hypertension increases the fetal risk for intrauterine growth restriction and intrauterine death. Pregnant women with hypertension should be carefully monitored and managed accordingly.

Fetal/Neonatal Adverse Reactions

Oligohydramnios in pregnant women who use drugs affecting the renin-angiotensin system in the second and third trimesters of pregnancy can result in the following: reduced fetal renal function leading to anuria and renal failure, fetal lung hypoplasia, skeletal deformations, including skull hypoplasia, hypotension, and death. In the unusual case that there is no appropriate alternative to therapy with drugs affecting the renin-angiotensin system for a particular patient, apprise the mother of the potential risk to the fetus.

In patients taking COZAAR during pregnancy, perform serial ultrasound examinations to assess the intra-amniotic environment. Fetal testing may be appropriate, based on the week of gestation. If oligohydramnios is observed, discontinue COZAAR, unless it is considered lifesaving for the mother. Patients and physicians should be aware, however, that oligohydramnios may not appear until after the fetus has sustained irreversible injury.

Closely observe neonates with histories of *in utero* exposure to COZAAR for hypotension, oliguria, and hyperkalemia. In neonates with a history of *in utero* exposure to COZAAR, if oliguria or hypotension occurs, support blood pressure and renal perfusion. Exchange transfusions or dialysis may be required as a means of reversing hypotension and replacing renal function.

Data

Animal Data

Losartan potassium was administered orally to rats during the period of late gestation through lactation (Gestation Day 15 through Lactation Day 20) at doses of 10, 25, and 100 mg/kg/day. Losartan potassium has been shown to produce adverse effects in rat fetuses and neonates, including decreased body weight, delayed physical and behavioral development, mortality and renal toxicity. With the exception of neonatal

weight gain (which was affected at doses as low as 10 mg/kg/day), doses associated with these effects exceeded 25 mg/kg/day (approximately three times the maximum recommended human dose of 100 mg on a mg/m² basis). These findings are attributed to drug exposure in late gestation and during lactation. Significant levels of losartan and its active metabolite were shown to be present in rat fetal plasma during late gestation and in rat milk.

8.2 Lactation

Risk Summary

It is not known whether losartan is excreted in human milk, but significant levels of losartan and its active metabolite were shown to be present in rat milk. Because of the potential for adverse effects on the nursing infant, a decision should be made whether to discontinue nursing or discontinue the drug, taking into account the importance of the drug to the mother.

8.4 Pediatric Use

Antihypertensive effects of COZAAR have been established in hypertensive pediatric patients aged 6 to 16 years. Safety and effectiveness have not been established in pediatric patients under the age of 6 or in pediatric patients with glomerular filtration rate <30 mL/min/1.73 m² [see *Dosage and Administration (2.1)*, *Clinical Pharmacology (12.3)*, and *Clinical Studies (14.1)*].

8.5 Geriatric Use

Of the total number of patients receiving COZAAR in controlled clinical studies for hypertension, 391 patients (19%) were 65 years and over, while 37 patients (2%) were 75 years and over. In a controlled clinical study for renal protection in type 2 diabetic patients with proteinuria, 248 patients (33%) were 65 years and over. In a controlled clinical study for the reduction in the combined risk of cardiovascular death, stroke and myocardial infarction in hypertensive patients with left ventricular hypertrophy, 2857 patients (62%) were 65 years and over, while 808 patients (18%) were 75 years and over. No overall differences in effectiveness or safety were observed between these patients and younger patients, but greater sensitivity of some older individuals cannot be ruled out.

8.6 Race

In the LIFE study, Black patients with hypertension and left ventricular hypertrophy treated with atenolol were at lower risk of experiencing the primary composite endpoint compared with Black patients treated with COZAAR (both cotreated with hydrochlorothiazide in the majority of patients). The primary endpoint was the first occurrence of stroke, myocardial infarction or cardiovascular death, analyzed using an intention-to-treat (ITT) approach. In the subgroup of Black patients (n=533, 6% of the LIFE study patients), there were 29 primary endpoints among 263 patients on atenolol (11%, 26 per 1000 patient-years) and 46 primary endpoints among 270 patients (17%, 42 per 1000 patient-years) on COZAAR. This finding could not be explained on the basis of differences in the populations other than race or on any imbalances between treatment groups. In addition, blood pressure reductions in both treatment groups were consistent between Black and non-Black patients. Given the difficulty in interpreting subset differences in large trials, it cannot be known whether the observed difference is the result of chance. However, the LIFE study provides no evidence that the benefits of COZAAR on reducing the risk of cardiovascular events in hypertensive patients with left ventricular hypertrophy apply to Black patients [see *Clinical Studies (14.2)*].

8.7 Renal Impairment

Patients with renal insufficiency have elevated plasma concentrations of losartan and its active metabolite compared to subjects with normal renal function. No dose adjustment is necessary in patients with renal impairment unless a patient with renal impairment is also volume depleted [see *Dosage and Administration (2.3)*, *Warnings and Precautions (5.3)* and *Clinical Pharmacology (12.3)*].

8.8 Hepatic Impairment

The recommended starting dose of COZAAR is 25 mg in patients with mild-to-moderate hepatic impairment. Following oral administration in patients with mild-to-moderate hepatic impairment, plasma concentrations of losartan and its active metabolite were, respectively, 5 times and 1.7 times those seen in

healthy volunteers. COZAAR has not been studied in patients with severe hepatic impairment [see *Dosage and Administration (2.4) and Clinical Pharmacology (12.3)*].

10 OVERDOSAGE

Significant lethality was observed in mice and rats after oral administration of 1000 mg/kg and 2000 mg/kg, respectively, about 44 and 170 times the maximum recommended human dose on a mg/m² basis.

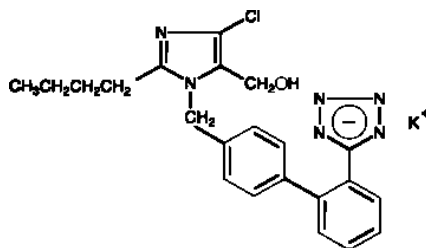
Limited data are available in regard to overdosage in humans. The most likely manifestation of overdosage would be hypotension and tachycardia; bradycardia could occur from parasympathetic (vagal) stimulation. If symptomatic hypotension should occur, supportive treatment should be instituted.

Neither losartan nor its active metabolite can be removed by hemodialysis.

11 DESCRIPTION

COZAAR (losartan potassium) is an angiotensin II receptor blocker acting on the AT₁ receptor subtype. Losartan potassium, a non-peptide molecule, is chemically described as 2-butyl-4-chloro-1-[p-(o-1H-tetrazol-5-ylphenyl)benzyl]imidazole-5-methanol monopotassium salt.

Its empirical formula is C₂₂H₂₂ClKN₆O, and its structural formula is:



Losartan potassium is a white to off-white free-flowing crystalline powder with a molecular weight of 461.01. It is freely soluble in water, soluble in alcohols, and slightly soluble in common organic solvents, such as acetonitrile and methyl ethyl ketone. Oxidation of the 5-hydroxymethyl group on the imidazole ring results in the active metabolite of losartan.

COZAAR is available as tablets for oral administration containing either 25 mg, 50 mg or 100 mg of losartan potassium and the following inactive ingredients: microcrystalline cellulose, lactose hydrous, pregelatinized starch, magnesium stearate, hydroxypropyl cellulose, hypromellose, and titanium dioxide.

COZAAR 25 mg, 50 mg and 100 mg tablets contain potassium in the following amounts: 2.12 mg (0.054 mEq), 4.24 mg (0.108 mEq) and 8.48 mg (0.216 mEq), respectively. COZAAR 25 mg, COZAAR 50 mg, and COZAAR 100 mg may also contain carnauba wax.

12 CLINICAL PHARMACOLOGY

12.1 Mechanism of Action

Angiotensin II [formed from angiotensin I in a reaction catalyzed by angiotensin converting enzyme (ACE, kininase II)] is a potent vasoconstrictor, the primary vasoactive hormone of the renin-angiotensin system, and an important component in the pathophysiology of hypertension. It also stimulates aldosterone secretion by the adrenal cortex. Losartan and its principal active metabolite block the vasoconstrictor and aldosterone-secreting effects of angiotensin II by selectively blocking the binding of angiotensin II to the AT₁ receptor found in many tissues, (e.g., vascular smooth muscle, adrenal gland). There is also an AT₂ receptor found in many tissues but it is not known to be associated with cardiovascular homeostasis.

Neither losartan nor its principal active metabolite exhibits any partial agonist activity at the AT₁ receptor, and both have much greater affinity (about 1000-fold) for the AT₁ receptor than for the AT₂ receptor. *In vitro* binding studies indicate that losartan is a reversible, competitive inhibitor of the AT₁ receptor. The active metabolite is 10 to 40 times more potent by weight than losartan and appears to be a reversible, non-competitive inhibitor of the AT₁ receptor.

Neither losartan nor its active metabolite inhibits ACE (kininase II, the enzyme that converts angiotensin I to angiotensin II and degrades bradykinin), nor do they bind to or block other hormone receptors or ion channels known to be important in cardiovascular regulation.

12.2 Pharmacodynamics

Losartan inhibits the pressor effect of angiotensin II (as well as angiotensin I) infusions. A dose of 100 mg inhibits the pressor effect by about 85% at peak with 25-40% inhibition persisting for 24 hours. Removal of the negative feedback of angiotensin II causes a doubling to tripling in plasma renin activity and consequent rise in angiotensin II plasma concentration in hypertensive patients. Losartan does not affect the response to bradykinin, whereas ACE inhibitors increase the response to bradykinin. Aldosterone plasma concentrations fall following losartan administration. In spite of the effect of losartan on aldosterone secretion, very little effect on serum potassium was observed.

The effect of losartan is substantially present within one week but in some studies the maximal effect occurred in 3-6 weeks. In long-term follow-up studies (without placebo control) the effect of losartan appeared to be maintained for up to a year. There is no apparent rebound effect after abrupt withdrawal of losartan. There was essentially no change in average heart rate in losartan-treated patients in controlled trials.

12.3 Pharmacokinetics

Absorption: Following oral administration, losartan is well absorbed and undergoes substantial first-pass metabolism. The systemic bioavailability of losartan is approximately 33%. Mean peak concentrations of losartan and its active metabolite are reached in 1 hour and in 3-4 hours, respectively. While maximum plasma concentrations of losartan and its active metabolite are approximately equal, the AUC (area under the curve) of the metabolite is about 4 times as great as that of losartan. A meal slows absorption of losartan and decreases its C_{max} but has only minor effects on losartan AUC or on the AUC of the metabolite (~10% decrease). The pharmacokinetics of losartan and its active metabolite are linear with oral losartan doses up to 200 mg and do not change over time.

Distribution: The volume of distribution of losartan and the active metabolite is about 34 liters and 12 liters, respectively. Both losartan and its active metabolite are highly bound to plasma proteins, primarily albumin, with plasma free fractions of 1.3% and 0.2%, respectively. Plasma protein binding is constant over the concentration range achieved with recommended doses. Studies in rats indicate that losartan crosses the blood-brain barrier poorly, if at all.

Metabolism: Losartan is an orally active agent that undergoes substantial first-pass metabolism by cytochrome P450 enzymes. It is converted, in part, to an active carboxylic acid metabolite that is responsible for most of the angiotensin II receptor antagonism that follows losartan treatment. About 14% of an orally-administered dose of losartan is converted to the active metabolite. In addition to the active carboxylic acid metabolite, several inactive metabolites are formed. *In vitro* studies indicate that cytochrome P450 2C9 and 3A4 are involved in the biotransformation of losartan to its metabolites.

Elimination: Total plasma clearance of losartan and the active metabolite is about 600 mL/min and 50 mL/min, respectively, with renal clearance of about 75 mL/min and 25 mL/min, respectively. The terminal half-life of losartan is about 2 hours and of the metabolite is about 6-9 hours. After single doses of losartan administered orally, about 4% of the dose is excreted unchanged in the urine and about 6% is excreted in urine as active metabolite. Biliary excretion contributes to the elimination of losartan and its metabolites. Following oral ¹⁴C-labeled losartan, about 35% of radioactivity is recovered in the urine and about 60% in

the feces. Following an intravenous dose of ¹⁴C-labeled losartan, about 45% of radioactivity is recovered in the urine and 50% in the feces. Neither losartan nor its metabolite accumulates in plasma upon repeated once-daily dosing.

Specific Populations

Pediatric: Pharmacokinetic parameters after multiple doses of losartan (average dose 0.7 mg/kg, range 0.36 to 0.97 mg/kg) as a tablet to 25 hypertensive patients aged 6 to 16 years are shown in Table 4 below. Pharmacokinetics of losartan and its active metabolite were generally similar across the studied age groups and similar to historical pharmacokinetic data in adults. The principal pharmacokinetic parameters in adults and children are shown in the table below.

Table 2: Pharmacokinetic Parameters in Hypertensive Adults and Children Age 6-16 Following Multiple Dosing

	Adults given 50 mg once daily for 7 days N=12		Age 6-16 given 0.7 mg/kg once daily for 7 days N=25	
	Parent	Active Metabolite	Parent	Active Metabolite
AUC ₀₋₂₄ (ng•hr/mL)*	442 ± 173	1685 ± 452	368 ± 169	1866 ± 1076
C _{MAX} (ng/mL)*	224 ± 82	212 ± 73	141 ± 88	222 ± 127
T _{1/2} (h) [†]	2.1 ± 0.70	7.4 ± 2.4	2.3 ± 0.8	5.6 ± 1.2
T _{PEAK} (h) [‡]	0.9	3.5	2.0	4.1
CL _{REN} (mL/min)*	56 ± 23	20 ± 3	53 ± 33	17 ± 8

* Mean ± standard deviation

[†] Harmonic mean and standard deviation

[‡] Median

The bioavailability of the suspension formulation was compared with losartan tablets in healthy adults. The suspension and tablet are similar in their bioavailability with respect to both losartan and the active metabolite [see *Dosage and Administration* (2.5)].

Geriatric and Gender: Losartan pharmacokinetics have been investigated in the elderly (65-75 years) and in both genders. Plasma concentrations of losartan and its active metabolite are similar in elderly and young hypertensives. Plasma concentrations of losartan were about twice as high in female hypertensives as male hypertensives, but concentrations of the active metabolite were similar in males and females. No dosage adjustment is necessary [see *Dosage and Administration* (2.1)].

Race: Pharmacokinetic differences due to race have not been studied [see *Use in Specific Populations* (8.6)].

Renal Insufficiency: Following oral administration, plasma concentrations and AUCs of losartan and its active metabolite are increased by 50-90% in patients with mild (creatinine clearance of 50 to 74 mL/min) or moderate (creatinine clearance 30 to 49 mL/min) renal insufficiency. In this study, renal clearance was reduced by 55-85% for both losartan and its active metabolite in patients with mild or moderate renal insufficiency. Neither losartan nor its active metabolite can be removed by hemodialysis [see *Warnings and Precautions* (5.3) and *Use in Specific Populations* (8.7)].

Hepatic Insufficiency: Following oral administration in patients with mild to moderate alcoholic cirrhosis of the liver, plasma concentrations of losartan and its active metabolite were, respectively, 5-times and about 1.7-times those in young male volunteers. Compared to normal subjects the total plasma clearance of losartan in patients with hepatic insufficiency was about 50% lower and the oral bioavailability was about doubled. Use a starting dose of 25 mg for patients with mild to moderate hepatic impairment. COZAAR has not been studied in patients with severe hepatic impairment [see *Dosage and Administration* (2.4) and *Use in Specific Populations* (8.8)].

Drug Interactions

No clinically significant drug interactions have been found in studies of losartan potassium with hydrochlorothiazide, digoxin, warfarin, cimetidine and phenobarbital. However, rifampin has been shown to decrease the AUC of losartan and its active metabolite by 30% and 40%, respectively. Fluconazole, an inhibitor of cytochrome P450 2C9, decreased the AUC of the active metabolite by approximately 40%, but increased the AUC of losartan by approximately 70% following multiple doses. Conversion of losartan to its active metabolite after intravenous administration is not affected by ketoconazole, an inhibitor of P450 3A4. The AUC of active metabolite following oral losartan was not affected by erythromycin, an inhibitor of P450 3A4, but the AUC of losartan was increased by 30%.

The pharmacodynamic consequences of concomitant use of losartan and inhibitors of P450 2C9 have not been examined. Subjects who do not metabolize losartan to active metabolite have been shown to have a specific, rare defect in cytochrome P450 2C9. These data suggest that the conversion of losartan to its active metabolite is mediated primarily by P450 2C9 and not P450 3A4.

13 NONCLINICAL TOXICOLOGY

13.1 Carcinogenesis, Mutagenesis, Impairment of Fertility

Losartan potassium was not carcinogenic when administered at maximally tolerated dosages to rats and mice for 105 and 92 weeks, respectively. Female rats given the highest dose (270 mg/kg/day) had a slightly higher incidence of pancreatic acinar adenoma. The maximally tolerated dosages (270 mg/kg/day in rats, 200 mg/kg/day in mice) provided systemic exposures for losartan and its pharmacologically active metabolite that were approximately 160 and 90 times (rats) and 30 and 15 times (mice) the exposure of a 50 kg human given 100 mg per day.

Losartan potassium was negative in the microbial mutagenesis and V-79 mammalian cell mutagenesis assays and in the *in vitro* alkaline elution and *in vitro* and *in vivo* chromosomal aberration assays. In addition, the active metabolite showed no evidence of genotoxicity in the microbial mutagenesis, *in vitro* alkaline elution, and *in vitro* chromosomal aberration assays.

Fertility and reproductive performance were not affected in studies with male rats given oral doses of losartan potassium up to approximately 150 mg/kg/day. The administration of toxic dosage levels in females (300/200 mg/kg/day) was associated with a significant ($p < 0.05$) decrease in the number of corpora lutea/female, implants/female, and live fetuses/female at C-section. At 100 mg/kg/day only a decrease in the number of corpora lutea/female was observed. The relationship of these findings to drug-treatment is uncertain since there was no effect at these dosage levels on implants/pregnant female, percent post-implantation loss, or live animals/litter at parturition. In nonpregnant rats dosed at 135 mg/kg/day for 7 days, systemic exposure (AUCs) for losartan and its active metabolite were approximately 66 and 26 times the exposure achieved in man at the maximum recommended human daily dosage (100 mg).

14 CLINICAL STUDIES

14.1 Hypertension

Adult Hypertension

The antihypertensive effects of COZAAR were demonstrated principally in 4 placebo-controlled, 6- to 12-week trials of dosages from 10 to 150 mg per day in patients with baseline diastolic blood pressures of 95-115. The studies allowed comparisons of two doses (50-100 mg/day) as once-daily or twice-daily regimens, comparisons of peak and trough effects, and comparisons of response by gender, age, and race. Three additional studies examined the antihypertensive effects of losartan and hydrochlorothiazide in combination.

The 4 studies of losartan monotherapy included a total of 1075 patients randomized to several doses of losartan and 334 to placebo. The 10- and 25-mg doses produced some effect at peak (6 hours after dosing) but small and inconsistent trough (24 hour) responses. Doses of 50, 100 and 150 mg once daily gave statistically significant systolic/diastolic mean decreases in blood pressure, compared to placebo in the

range of 5.5-10.5/3.5-7.5 mmHg, with the 150-mg dose giving no greater effect than 50-100 mg. Twice-daily dosing at 50-100 mg/day gave consistently larger trough responses than once-daily dosing at the same total dose. Peak (6 hour) effects were uniformly, but moderately, larger than trough effects, with the trough-to-peak ratio for systolic and diastolic responses 50-95% and 60-90%, respectively.

Addition of a low dose of hydrochlorothiazide (12.5 mg) to losartan 50 mg once daily resulted in placebo-adjusted blood pressure reductions of 15.5/9.2 mmHg.

Analysis of age, gender, and race subgroups of patients showed that men and women, and patients over and under 65, had generally similar responses. COZAAR was effective in reducing blood pressure regardless of race, although the effect was somewhat less in Black patients (usually a low-renin population).

Pediatric Hypertension

The antihypertensive effect of losartan was studied in one trial enrolling 177 hypertensive pediatric patients aged 6 to 16 years old. Children who weighed <50 kg received 2.5, 25 or 50 mg of losartan daily and patients who weighed ≥50 kg received 5, 50 or 100 mg of losartan daily. Children in the lowest dose group were given losartan in a suspension formulation [see *Dosage and Administration* (2.1)]. The majority of the children had hypertension associated with renal and urogenital disease. The sitting diastolic blood pressure (SiDBP) on entry into the study was higher than the 95th percentile level for the patient's age, gender, and height. At the end of three weeks, losartan reduced systolic and diastolic blood pressure, measured at trough, in a dose-dependent manner. Overall, the two higher doses (25 to 50 mg in patients <50 kg; 50 to 100 mg in patients ≥50 kg) reduced diastolic blood pressure by 5 to 6 mmHg more than the lowest dose used (2.5 mg in patients <50 kg; 5 mg in patients ≥50 kg). The lowest dose, corresponding to an average daily dose of 0.07 mg/kg, did not appear to offer consistent antihypertensive efficacy. When patients were randomized to continue losartan at the two higher doses or to placebo after 3 weeks of therapy, trough diastolic blood pressure rose in patients on placebo between 5 and 7 mmHg more than patients randomized to continuing losartan. When the low dose of losartan was randomly withdrawn, the rise in trough diastolic blood pressure was the same in patients receiving placebo and in those continuing losartan, again suggesting that the lowest dose did not have significant antihypertensive efficacy. Overall, no significant differences in the overall antihypertensive effect of losartan were detected when the patients were analyzed according to age (<, ≥12 years old) or gender. While blood pressure was reduced in all racial subgroups examined, too few non-White patients were enrolled to compare the dose-response of losartan in the non-White subgroup.

14.2 Hypertensive Patients with Left Ventricular Hypertrophy

The LIFE study was a multinational, double-blind study comparing COZAAR and atenolol in 9193 hypertensive patients with ECG-documented left ventricular hypertrophy. Patients with myocardial infarction or stroke within six months prior to randomization were excluded. Patients were randomized to receive once daily COZAAR 50 mg or atenolol 50 mg. If goal blood pressure (<140/90 mmHg) was not reached, hydrochlorothiazide (12.5 mg) was added first and, if needed, the dose of COZAAR or atenolol was then increased to 100 mg once daily. If necessary, other antihypertensive treatments (e.g., increase in dose of hydrochlorothiazide therapy to 25 mg or addition of other diuretic therapy, calcium-channel blockers, alpha-blockers, or centrally acting agents, but not ACE inhibitors, angiotensin II antagonists, or beta-blockers) were added to the treatment regimen to reach the goal blood pressure.

Of the randomized patients, 4963 (54%) were female and 533 (6%) were Black. The mean age was 67 with 5704 (62%) age ≥65. At baseline, 1195 (13%) had diabetes, 1326 (14%) had isolated systolic hypertension, 1469 (16%) had coronary heart disease, and 728 (8%) had cerebrovascular disease. Baseline mean blood pressure was 174/98 mmHg in both treatment groups. The mean length of follow-up was 4.8 years. At the end of study or at the last visit before a primary endpoint, 77% of the group treated with COZAAR and 73% of the group treated with atenolol were still taking study medication. Of the patients still taking study medication, the mean doses of COZAAR and atenolol were both about 80 mg/day, and 15% were taking atenolol or losartan as monotherapy, while 77% were also receiving hydrochlorothiazide (at a mean dose of 20 mg/day in each group). Blood pressure reduction measured at trough was similar for both treatment

groups but blood pressure was not measured at any other time of the day. At the end of study or at the last visit before a primary endpoint, the mean blood pressures were 144.1/81.3 mmHg for the group treated with COZAAR and 145.4/80.9 mmHg for the group treated with atenolol; the difference in systolic blood pressure (SBP) of 1.3 mmHg was significant ($p < 0.001$), while the difference of 0.4 mmHg in diastolic blood pressure (DBP) was not significant ($p = 0.098$).

The primary endpoint was the first occurrence of cardiovascular death, nonfatal stroke, or nonfatal myocardial infarction. Patients with nonfatal events remained in the trial, so that there was also an examination of the first event of each type even if it was not the first event (e.g., a stroke following an initial myocardial infarction would be counted in the analysis of stroke). Treatment with COZAAR resulted in a 13% reduction ($p = 0.021$) in risk of the primary endpoint compared to the atenolol group (see Figure 1 and Table 3); this difference was primarily the result of an effect on fatal and nonfatal stroke. Treatment with COZAAR reduced the risk of stroke by 25% relative to atenolol ($p = 0.001$) (see Figure 2 and Table 3).

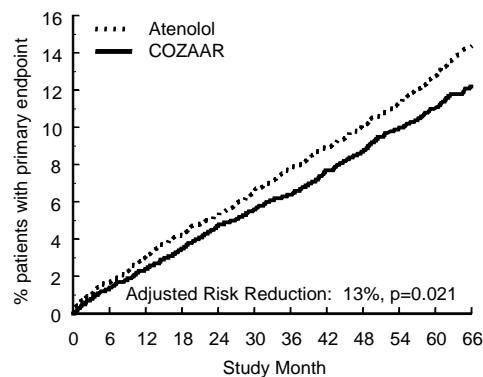


Figure 1: Kaplan-Meier estimates of the primary endpoint of time to cardiovascular death, nonfatal stroke, or nonfatal myocardial infarction in the groups treated with COZAAR and atenolol. The Risk Reduction is adjusted for baseline Framingham risk score and level of electrocardiographic left ventricular hypertrophy.

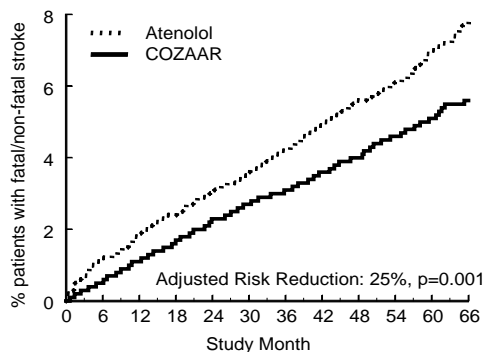


Figure 2: Kaplan-Meier estimates of the time to fatal/nonfatal stroke in the groups treated with COZAAR and atenolol. The Risk Reduction is adjusted for baseline Framingham risk score and level of electrocardiographic left ventricular hypertrophy.

Table 3 shows the results for the primary composite endpoint and the individual endpoints. The primary endpoint was the first occurrence of stroke, myocardial infarction or cardiovascular death, analyzed using an ITT approach. The table shows the number of events for each component in two different ways. The Components of Primary Endpoint (as a first event) counts only the events that define the primary endpoint, while the Secondary Endpoints count all first events of a particular type, whether or not they were preceded by a different type of event.

Table 3: Incidence of Primary Endpoint Events

	COZAAR		Atenolol		Risk Reduction †	95% CI	p-Value
	N (%)	Rate*	N (%)	Rate*			
Primary Composite Endpoint	508 (11)	23.8	588 (13)	27.9	13%	2% to 23%	0.021
Components of Primary Composite Endpoint (as a first event)							
Stroke (nonfatal)	209 (5)		286 (6)				
Myocardial infarction (nonfatal)	174 (4)		168 (4)				
Cardiovascular mortality	125 (3)		134 (3)				
Secondary Endpoints (any time in study)							
Stroke (fatal/nonfatal)	232 (5)	10.8	309 (7)	14.5	25%	11% to 37%	0.001
Myocardial infarction (fatal/nonfatal)	198 (4)	9.2	188 (4)	8.7	-7%	-13% to 12%	0.491
Cardiovascular mortality	204 (4)	9.2	234 (5)	10.6	11%	-7% to 27%	0.206
Due to CHD	125 (3)	5.6	124 (3)	5.6	-3%	-32% to 20%	0.839
Due to Stroke	40 (1)	1.8	62 (1)	2.8	35%	4% to 67%	0.032
Other‡	39 (1)	1.8	48 (1)	2.2	16%	-28% to 45%	0.411

* Rate per 1000 patient-years of follow-up

† Adjusted for baseline Framingham risk score and level of electrocardiographic left ventricular hypertrophy

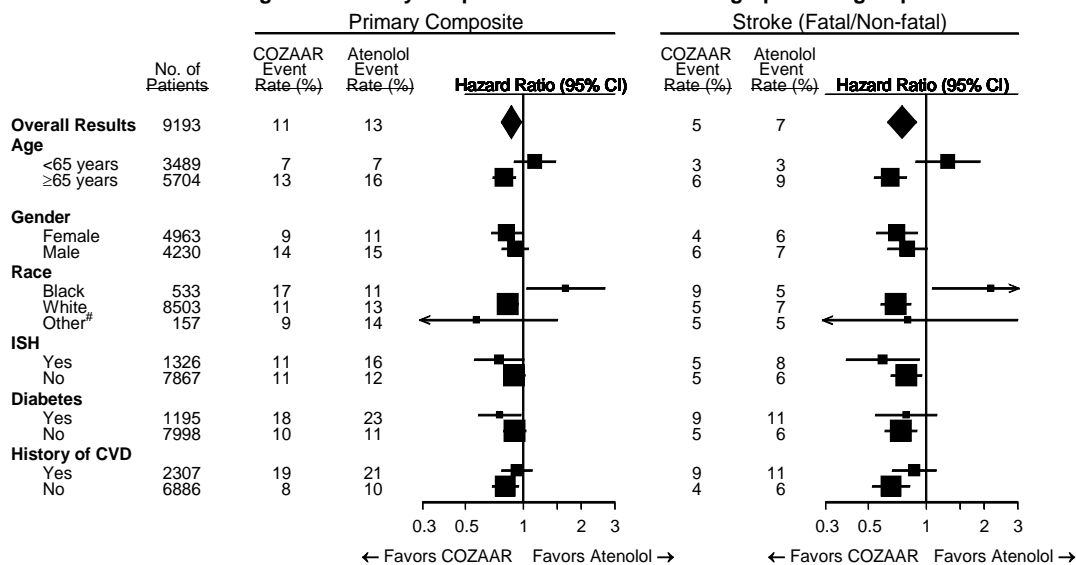
‡ Death due to heart failure, non-coronary vascular disease, pulmonary embolism, or a cardiovascular cause other than stroke or coronary heart disease

Although the LIFE study favored COZAAR over atenolol with respect to the primary endpoint (p=0.021), this result is from a single study and, therefore, is less compelling than the difference between COZAAR and placebo. Although not measured directly, the difference between COZAAR and placebo is compelling because there is evidence that atenolol is itself effective (vs. placebo) in reducing cardiovascular events, including stroke, in hypertensive patients.

Other clinical endpoints of the LIFE study were: total mortality, hospitalization for heart failure or angina pectoris, coronary or peripheral revascularization procedures, and resuscitated cardiac arrest. There were no significant differences in the rates of these endpoints between the COZAAR and atenolol groups.

For the primary endpoint and stroke, the effects of COZAAR in patient subgroups defined by age, gender, race and presence or absence of isolated systolic hypertension (ISH), diabetes, and history of cardiovascular disease (CVD) are shown in Figure 3 below. Subgroup analyses can be difficult to interpret and it is not known whether these represent true differences or chance effects.

Figure 3: Primary Endpoint Events[†] within Demographic Subgroups



Symbols are proportional to sample size.

[#]Other includes Asian, Hispanic, Asiatic, Multi-race, Indian, Native American, European.

[†]Adjusted for baseline Framingham risk score and level of electrocardiographic left ventricular hypertrophy.

14.3 Nephropathy in Type 2 Diabetic Patients

The RENAAL study was a randomized, placebo-controlled, double-blind, multicenter study conducted worldwide in 1513 patients with type 2 diabetes with nephropathy (defined as serum creatinine 1.3 to 3.0 mg/dL in females or males ≤60 kg and 1.5 to 3.0 mg/dL in males >60 kg and proteinuria [urinary albumin to creatinine ratio ≥300 mg/g]).

Patients were randomized to receive COZAAR 50 mg once daily or placebo on a background of conventional antihypertensive therapy excluding ACE inhibitors and angiotensin II antagonists. After one month, investigators were instructed to titrate study drug to 100 mg once daily if the trough blood pressure goal (140/90 mmHg) was not achieved. Overall, 72% of patients received the 100-mg daily dose more than 50% of the time they were on study drug. Because the study was designed to achieve equal blood pressure control in both groups, other antihypertensive agents (diuretics, calcium-channel blockers, alpha- or beta-blockers, and centrally acting agents) could be added as needed in both groups. Patients were followed for a mean duration of 3.4 years.

The study population was diverse with regard to race (Asian 16.7%, Black 15.2%, Hispanic 18.3%, White 48.6%). Overall, 63.2% of the patients were men, and 66.4% were under the age of 65 years. Almost all of the patients (96.6%) had a history of hypertension, and the patients entered the trial with a mean serum creatinine of 1.9 mg/dL and mean proteinuria (urinary albumin/creatinine) of 1808 mg/g at baseline.

The primary endpoint of the study was the time to first occurrence of any one of the following events: doubling of serum creatinine, end-stage renal disease (ESRD) (need for dialysis or transplantation), or death. Treatment with COZAAR resulted in a 16% risk reduction in this endpoint (see Figure 4 and Table 4). Treatment with COZAAR also reduced the occurrence of sustained doubling of serum creatinine by 25% and ESRD by 29% as separate endpoints, but had no effect on overall mortality (see Table 4).

The mean baseline blood pressures were 152/82 mmHg for COZAAR plus conventional antihypertensive therapy and 153/82 mmHg for placebo plus conventional antihypertensive therapy. At the end of the study, the mean blood pressures were 143/76 mmHg for the group treated with COZAAR and 146/77 mmHg for the group treated with placebo.

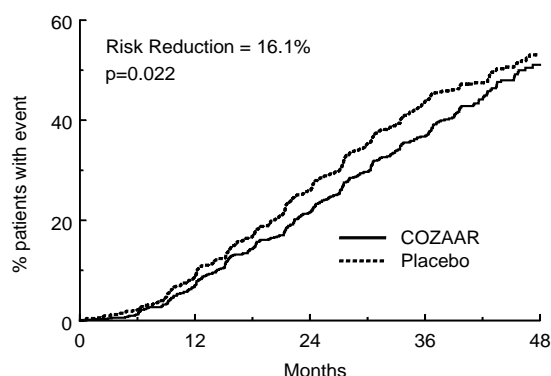


Figure 4: Kaplan-Meier curve for the primary composite endpoint of doubling of serum creatinine, end stage renal disease (need for dialysis or transplantation) or death.

Table 4: Incidence of Primary Endpoint Events

	Incidence		Risk Reduction	95% C.I.	p-Value
	Losartan	Placebo			
Primary Composite Endpoint	43.5%	47.1%	16.1%	2.3% to 27.9%	0.022
Doubling of Serum Creatinine, ESRD and Death Occurring as a First Event					
Doubling of Serum Creatinine	21.6%	26.0%			
ESRD	8.5%	8.5%			
Death	13.4%	12.6%			
Overall Incidence of Doubling of Serum Creatinine, ESRD and Death					
Doubling of Serum Creatinine	21.6%	26.0%	25.3%	7.8% to 39.4%	0.006
ESRD	19.6%	25.5%	28.6%	11.5% to 42.4%	0.002
Death	21.0%	20.3%	-1.7%	-26.9% to 18.6%	0.884

The secondary endpoints of the study were change in proteinuria, change in the rate of progression of renal disease, and the composite of morbidity and mortality from cardiovascular causes (hospitalization for heart failure, myocardial infarction, revascularization, stroke, hospitalization for unstable angina, or cardiovascular death). Compared with placebo, COZAAR significantly reduced proteinuria by an average of 34%, an effect that was evident within 3 months of starting therapy, and significantly reduced the rate of decline in glomerular filtration rate during the study by 13%, as measured by the reciprocal of the serum creatinine concentration. There was no significant difference in the incidence of the composite endpoint of cardiovascular morbidity and mortality.

The favorable effects of COZAAR were seen in patients also taking other anti-hypertensive medications (angiotensin II receptor antagonists and angiotensin converting enzyme inhibitors were not allowed), oral hypoglycemic agents and lipid-lowering agents.

For the primary endpoint and ESRD, the effects of COZAAR in patient subgroups defined by age, gender and race are shown in Table 5 below. Subgroup analyses can be difficult to interpret and it is not known whether these represent true differences or chance effects.

Table 5: Efficacy Outcomes within Demographic Subgroups

	No. of Patients	Primary Composite Endpoint			ESRD		
		COZAAR Event Rate %	Placebo Event Rate %	Hazard Ratio (95% CI)	COZAAR Event Rate %	Placebo Event Rate %	Hazard Ratio (95% CI)
Overall Results	1513	43.5	47.1	0.84 (0.72, 0.98)	19.6	25.5	0.71 (0.58, 0.89)
Age							
<65 years	1005	44.1	49.0	0.78 (0.65, 0.94)	21.1	28.5	0.67 (0.52, 0.86)
≥65 years	508	42.3	43.5	0.98 (0.75, 1.28)	16.5	19.6	0.85 (0.56, 1.28)
Gender							
Female	557	47.8	54.1	0.76 (0.60, 0.96)	22.8	32.8	0.60 (0.44, 0.83)
Male	956	40.9	43.3	0.89 (0.73, 1.09)	17.5	21.5	0.81 (0.60, 1.08)
Race							
Asian	252	41.9	54.8	0.66 (0.45, 0.95)	18.8	27.4	0.63 (0.37, 1.07)
Black	230	40.0	39.0	0.98 (0.65, 1.50)	17.6	21.0	0.83 (0.46, 1.52)
Hispanic	277	55.0	54.0	1.00 (0.73, 1.38)	30.0	28.5	1.02 (0.66, 1.59)
White	735	40.5	43.2	0.81 (0.65, 1.01)	16.2	23.9	0.60 (0.43, 0.83)

16 HOW SUPPLIED/STORAGE AND HANDLING

COZAAR is a white film-coated tablet supplied as follows:

Losartan	Shape	Engraving (reverse)	NDC 78206-xxx-xx	
			Bottle/30	Bottle/90
25 mg	oval	951	n/a	121-01
50 mg	oval	952 (scored)	122-01	122-02
100 mg	teardrop	960	123-01	123-02

Store at 25°C (77°F); excursions permitted to 15-30°C (59-86°F) [see USP Controlled Room Temperature]. Keep container tightly closed. Protect from light.

17 PATIENT COUNSELING INFORMATION

Advise the patient to read the FDA-approved patient labeling (Patient Information).

Pregnancy

Advise female patients of childbearing age about the consequences of exposure to COZAAR during pregnancy. Discuss treatment options with women planning to become pregnant. Tell patients to report pregnancies to their physicians as soon as possible [see *Warnings and Precautions (5.1) and Use in Specific Populations (8.1)*].

Potassium Supplements

Advise patients receiving COZAAR not to use potassium supplements or salt substitutes containing potassium without consulting their healthcare provider [see *Drug Interactions (7.1)*].

Manufactured for: Organon LLC, a subsidiary of
 ORGANON & Co.,
Jersey City, NJ 07302, USA

For patent information: www.organon.com/our-solutions/patent/

The trademarks depicted herein are owned by their respective companies.

© 20XX Organon group of companies. All rights reserved.

uspi-og0954-t-XXXXrXXX