

## HIGHLIGHTS OF PRESCRIBING INFORMATION

These highlights do not include all the information needed to use MAXIPIME safely and effectively. See full prescribing information for MAXIPIME.

**MAXIPIME (cefepime hydrochloride) for injection, for intravenous or intramuscular use**

Initial U.S. Approval: 1996

### INDICATIONS AND USAGE

MAXIPIME is a cephalosporin antibacterial indicated for the treatment of the following infections caused by susceptible strains of the designated microorganisms:

- Pneumonia. (1.1)
- Empiric therapy for febrile neutropenic patients. (1.2)
- Uncomplicated and complicated urinary tract infections (including pyelonephritis). (1.3)
- Uncomplicated skin and skin structure infections. (1.4)
- Complicated intra-abdominal infections (used in combination with metronidazole) in adults. (1.5)

To reduce the development of drug-resistant bacteria and maintain the effectiveness of MAXIPIME and other antibacterial drugs, MAXIPIME should be used only to treat or prevent infections that are proven or strongly suspected to be caused by bacteria. (1.6)

### DOSAGE AND ADMINISTRATION

Recommended Dosage in Adults with Creatinine Clearance (CrCL) Greater Than 60 mL/min (2.1)			
Site and Type of Infection	Dose	Frequency	Duration (days)
Moderate to Severe Pneumonia <sup>§</sup>	1-2 g IV	Every 8-12 hours	10
Empiric Therapy for Febrile Neutropenic Patients	2 g IV	Every 8 hours	7*
Mild to Moderate Uncomplicated or Complicated Urinary Tract Infections	0.5-1 g IV/IM**	Every 12 hours	7-10
Severe Uncomplicated or Complicated Urinary Tract Infections	2 g IV	Every 12 hours	10
Moderate to Severe Uncomplicated Skin and Skin Structure Infections	2 g IV	Every 12 hours	10
Complicated Intra-abdominal Infections <sup>§</sup> (used in combination with metronidazole)	2 g IV	Every 12 hours	7-10

<sup>§</sup>For *Pseudomonas aeruginosa*, use 2 g IV every 8 hours. (2.1)

\*Or until resolution of neutropenia. (2.1)

\*\*Intramuscular route of administration is indicated only for mild to moderate, uncomplicated or complicated UTIs due to *E. coli*. (2.1)

Pediatric Patients (2 months to 16 years)

Recommended dosage in pediatric with CrCL greater than 60 mL/min. (2.2)

- The usual recommended dosage in pediatric patients is 50 mg per kg per dose administered every 12 hours (every 8 hours for febrile neutropenia). (2.2)
- Patients with Renal Impairment: Adjust dose in patients with CrCL less than or equal to 60 mL/min. (2.3)

### DOSAGE FORMS AND STRENGTHS

MAXIPIME for injection is a sterile powder of cefepime in single-dose vials for reconstitution, available in the following strengths:

- 0.5 gram per vial, 1 gram per vial and 2 grams per vial. (3)
- 1 gram per ADD-Vantage<sup>®</sup> vial and 2 grams per ADD-Vantage<sup>®</sup> vial. (3)

### CONTRAINDICATIONS

Patients with known immediate hypersensitivity reactions to cefepime or other cephalosporins, penicillins or other beta-lactam antibacterial drugs. (4)

### WARNINGS AND PRECAUTIONS

- **Hypersensitivity Reactions:** Cross-hypersensitivity among beta-lactam antibacterial drugs may occur in up to 10% of patients with a history of penicillin allergy. If an allergic reaction to MAXIPIME occurs, discontinue the drug. (5.1)
- **Neurotoxicity:** May occur especially in patients with renal impairment administered unadjusted doses. If neurotoxicity associated with MAXIPIME therapy occurs, discontinue the drug. (5.2)
- ***Clostridioides difficile*-Associated Diarrhea (CDAD):** Evaluate if diarrhea occurs. (5.3)

### ADVERSE REACTIONS

- The most common adverse reactions (incidence  $\geq$  1%) were local reactions, positive Coombs' test, decreased phosphorous, increased ALT and AST, increased PT and PTT and rash. (6.1)
- At the highest dose (2 g every 8 hours), incidence of adverse reactions was  $\geq$  1% for rash, diarrhea, nausea, vomiting, pruritis, fever, and headache. (6.1)

To report SUSPECTED ADVERSE REACTIONS, contact Hospira, Inc. at 1-800-441-4100, or FDA at 1-800-FDA-1088 or [www.fda.gov/medwatch](http://www.fda.gov/medwatch).

### DRUG INTERACTIONS

- Aminoglycosides: increased potential of nephrotoxicity and ototoxicity. Monitor renal function. (7.2)
- Diuretics: nephrotoxicity has been reported following concomitant administration of other cephalosporins with potent diuretics such as furosemide. Monitor renal function. (7.3)

### USE IN SPECIFIC POPULATIONS

- Geriatric Use: Serious neurologic adverse reactions have occurred in geriatric patients with renal insufficiency given unadjusted doses of cefepime. (8.5)

See 17 for PATIENT COUNSELING INFORMATION.

Revised: 8/2021

**FULL PRESCRIBING INFORMATION: CONTENTS\***

**1 INDICATIONS AND USAGE**

- 1.1 Pneumonia
- 1.2 Empiric Therapy for Febrile Neutropenic Patients
- 1.3 Uncomplicated and Complicated Urinary Tract Infections (including pyelonephritis)
- 1.4 Uncomplicated Skin and Skin Structure Infections
- 1.5 Complicated Intra-abdominal Infections (used in combination with metronidazole)
- 1.6 Usage

**2 DOSAGE AND ADMINISTRATION**

- 2.1 Dosage for Adults
- 2.2 Pediatric Patients (2 months up to 16 years)
- 2.3 Dosage Adjustment in Patients with Renal Impairment
- 2.4 Preparation of MAXIPIME for Intravenous Infusion
- 2.5 Preparation of MAXIPIME for Intramuscular Administration
- 2.6 Compatibility and Stability
- 2.7 ADD-Vantage® Instructions for Reconstitution and Intravenous Administration

**3 DOSAGE FORMS AND STRENGTHS**

**4 CONTRAINDICATIONS**

**5 WARNINGS AND PRECAUTIONS**

- 5.1 Hypersensitivity Reactions
- 5.2 Neurotoxicity
- 5.3 *Clostridioides difficile*-Associated Diarrhea
- 5.4 Development of Drug-Resistant Bacteria
- 5.5 Drug/Laboratory Test Interactions

**6 ADVERSE REACTIONS**

- 6.1 Clinical Trials Experience
- 6.2 Postmarketing Experience
- 6.3 Cephalosporin-Class Adverse Reactions

**7 DRUG INTERACTIONS**

- 7.1 Drug/Laboratory Test Interactions
- 7.2 Aminoglycosides
- 7.3 Diuretics

**8 USE IN SPECIFIC POPULATIONS**

- 8.1 Pregnancy
- 8.2 Lactation
- 8.4 Pediatric Use
- 8.5 Geriatric Use
- 8.6 Renal Impairment

**10 OVERDOSAGE**

**11 DESCRIPTION**

**12 CLINICAL PHARMACOLOGY**

- 12.1 Mechanism of Action
- 12.2 Pharmacodynamics
- 12.3 Pharmacokinetics
- 12.4 Microbiology

**13 NONCLINICAL TOXICOLOGY**

- 13.1 Carcinogenesis, Mutagenesis, Impairment of Fertility

**14 CLINICAL STUDIES**

- 14.1 Febrile Neutropenic Patients
- 14.2 Complicated Intra-abdominal Infections

**15 REFERENCES**

**16 HOW SUPPLIED/STORAGE AND HANDLING**

**17 PATIENT COUNSELING INFORMATION**

\* Sections or subsections omitted from the full prescribing information are not listed.

## FULL PRESCRIBING INFORMATION

### 1 INDICATIONS AND USAGE

#### 1.1 Pneumonia

MAXIPIME is indicated in the treatment of pneumonia (moderate to severe) caused by susceptible strains of *Streptococcus pneumoniae*, including cases associated with concurrent bacteremia, *Pseudomonas aeruginosa*, *Klebsiella pneumoniae*, or *Enterobacter* species.

#### 1.2 Empiric Therapy for Febrile Neutropenic Patients

MAXIPIME as monotherapy is indicated for empiric treatment of febrile neutropenic patients. In patients at high risk for severe infection (including patients with a history of recent bone marrow transplantation, with hypotension at presentation, with an underlying hematologic malignancy, or with severe or prolonged neutropenia), antimicrobial monotherapy may not be appropriate. Insufficient data exist to support the efficacy of cefepime monotherapy in such patients [*see Clinical Studies (14.1)*].

#### 1.3 Uncomplicated and Complicated Urinary Tract Infections (including pyelonephritis)

MAXIPIME is indicated in the treatment of uncomplicated and complicated urinary tract infections (including pyelonephritis) caused by susceptible isolates of *Escherichia coli* or *Klebsiella pneumoniae*, when the infection is severe, or caused by *Escherichia coli*, *Klebsiella pneumoniae*, or *Proteus mirabilis*, when the infection is mild to moderate, including cases associated with concurrent bacteremia with these bacteria.

#### 1.4 Uncomplicated Skin and Skin Structure Infections

MAXIPIME is indicated in the treatment of uncomplicated skin and skin structure infections caused by *Staphylococcus aureus* (methicillin-susceptible isolates only) or *Streptococcus pyogenes*.

#### 1.5 Complicated Intra-abdominal Infections (used in combination with metronidazole)

MAXIPIME is indicated in the treatment of complicated intra-abdominal infections (used in combination with metronidazole) in adults caused by susceptible isolates of *Escherichia coli*, viridans group streptococci, *Pseudomonas aeruginosa*, *Klebsiella pneumoniae*, *Enterobacter* species, or *Bacteroides fragilis* [*see Clinical Studies (14.2)*].

#### 1.6 Usage

To reduce the development of drug-resistant bacteria and maintain the effectiveness of MAXIPIME and other antibacterial drugs, MAXIPIME should be used only to treat or prevent infections that are proven or strongly suspected to be caused by susceptible bacteria. When culture and susceptibility information are available, they should be considered in selecting or modifying antibacterial therapy. In the absence of such data, local epidemiology and susceptibility patterns may contribute to the empiric selection of therapy.

## 2 DOSAGE AND ADMINISTRATION

### 2.1 Dosage for Adults

The recommended adult dosages and routes of administration are outlined in Table 1 below for patients with creatinine clearance greater than 60 mL/min. Administer MAXIPIME intravenously over approximately 30 minutes.

**Table 1: Recommended Dosage Schedule for MAXIPIME in Adult Patients with Creatinine Clearance (CrCL) Greater Than 60 mL/min**

Site and Type of Infection	Dose	Frequency	Duration (days)
<b>Adults</b>	Intravenous (IV)/Intramuscular (IM)		
Moderate to Severe Pneumonia <sup>§</sup>	1 to 2 g IV	Every 8 to 12 hours	10
Empiric therapy for febrile neutropenic patients	2 g IV	Every 8 hours	7*
Mild to Moderate Uncomplicated or Complicated Urinary Tract Infections, including pyelonephritis	0.5 to 1 g IV/IM**	Every 12 hours	7 to 10
Severe Uncomplicated or Complicated Urinary Tract Infections, including pyelonephritis	2 g IV	Every 12 hours	10
Moderate to Severe Uncomplicated Skin and Skin Structure Infections	2 g IV	Every 12 hours	10
Complicated Intra-abdominal Infections <sup>§</sup> (used in combination with metronidazole)	2 g IV	Every 8 to 12 hours	7 to 10

\*or until resolution of neutropenia. In patients whose fever resolves but who remain neutropenic for more than 7 days, the need for continued antimicrobial therapy should be re-evaluated frequently.

\*\*Intramuscular route of administration is indicated only for mild to moderate, uncomplicated or complicated UTIs due to *E. coli*.

<sup>§</sup>For *P. aeruginosa*, use 2 g IV every 8 hours.

### 2.2 Pediatric Patients (2 months up to 16 years)

The maximum dose for pediatric patients should not exceed the recommended adult dose.

The usual recommended dosage in pediatric patients up to 40 kg in weight for durations as given above for adults is:

- 50 mg per kg per dose, administered every 12 hours for uncomplicated and complicated urinary tract infections (including pyelonephritis), uncomplicated skin and skin structure infections, and pneumonia (see below).
- For moderate to severe pneumonia due to *P. aeruginosa* give 50 mg per kg per dose, every 8 hours.
- 50 mg per kg per dose, every 8 hours for febrile neutropenic patients.

## 2.3 Dosage Adjustments in Patients with Renal Impairment

### Adult Patients

Adjust the dose of MAXIPIME in patients with creatinine clearance less than or equal to 60 mL/min to compensate for the slower rate of renal elimination. In these patients, the recommended initial dose of MAXIPIME should be the same as in patients with CrCL greater than 60 mL/min except in patients undergoing hemodialysis. The recommended doses of MAXIPIME in patients with renal impairment are presented in Table 2.

When only serum creatinine is available, the following formula (Cockcroft and Gault equation)<sup>1</sup> may be used to estimate creatinine clearance. The serum creatinine should represent a steady state of renal function:

$$\text{Males: Creatinine Clearance (mL/min)} = \frac{\text{Weight (kg)} \times (140 - \text{age})}{72 \times \text{serum creatinine (mg/dL)}}$$

Females: 0.85 × above value

**Table 2: Recommended Dosing Schedule for MAXIPIME in Adult Patients With Creatinine Clearance Less Than or Equal to 60 mL/min**

Creatinine Clearance (mL/min)	Recommended Maintenance Schedule			
Greater than 60	500 mg every 12 hours	1 g every 12 hours	2 g every 12 hours	2 g every 8 hours
30 to 60	500 mg every 24 hours	1 g every 24 hours	2 g every 24 hours	2 g every 12 hours
11 to 29	500 mg every 24 hours	500 mg every 24 hours	1 g every 24 hours	2 g every 24 hours
Less than 11	250 mg every 24 hours	250 mg every 24 hours	500 mg every 24 hours	1 g every 24 hours
Continuous Ambulatory Peritoneal Dialysis (CAPD)	500 mg every 48 hours	1 g every 48 hours	2 g every 48 hours	2 g every 48 hours
Hemodialysis*	1 g on day 1, then 500 mg every 24 hours thereafter			1 g every 24 hours

\*On hemodialysis days, cefepime should be administered following hemodialysis. Whenever possible, cefepime should be administered at the same time each day.

In patients undergoing Continuous Ambulatory Peritoneal Dialysis (CAPD), MAXIPIME may be administered at the recommended doses at a dosage interval of every 48 hours (see Table 2).

In patients undergoing hemodialysis, approximately 68% of the total amount of cefepime present in the body at the start of dialysis will be removed during a 3-hour dialysis period. The dosage of MAXIPIME for hemodialysis patients is 1 g on Day 1 followed by 500 mg every 24 hours for the treatment of all infections except febrile neutropenia, which is 1 g every 24 hours.

MAXIPIME should be administered at the same time each day and following the completion of hemodialysis on hemodialysis days (see Table 2).

### Pediatric Patients

Data in pediatric patients with impaired renal function are not available; however, since cefepime pharmacokinetics are similar in adults and pediatric patients [*see Clinical Pharmacology (12.3)*], changes in the dosing regimen proportional to those in adults (see Tables 1 and 2) are recommended for pediatric patients.

## **2.4 Preparation of MAXIPIME for Intravenous Infusion**

### Vials

- Constitute the 0.5 gram, 1 gram, or 2 grams vial, of MAXIPIME with the one of the following diluents:
  - Sterile Water for Injection
  - 0.9% Sodium Chloride Injection
  - 5% Dextrose Injection
  - 0.5% or 1% Lidocaine Hydrochloride Injection
  - Sterile Bacteriostatic Water for Injection with Parabens or Benzyl Alcohol
  
- Dilute the reconstituted solution with one of the following compatible infusion solutions prior to intravenous infusion (Refer to Table 3 below for the amount of diluent to be added to each vial and the amount of the reconstituted solution to be withdrawn):
  - 0.9% Sodium Chloride Injection
  - 5% and 10% Dextrose Injection
  - M/6 Sodium Lactate Injection
  - 5% Dextrose and 0.9% sodium Chloride Injection
  - Lactated Rings and 5% Dextrose Injection
  - Normosol<sup>®</sup>-R and Normosol<sup>®</sup>-M in 5% Dextrose Injection
  
- Parenteral drugs should be inspected visually for particulate matter before administration. If particulate matter is evident in reconstituted fluids, the drug solution should be discarded.
- Administer the resulting intravenous infusion over approximately 30 minutes.
- Intermittent intravenous infusion with a Y-type administration set can be accomplished with compatible solutions. However, during infusion of a solution containing cefepime, it is desirable to discontinue the other solution.

### ADD-Vantage<sup>®</sup> Vials

Constitute only with 50 mL or 100 mL of 5% Dextrose Injection or 0.9% Sodium Chloride Injection in ADD-Vantage flexible diluent containers as described in the instructions for reconstitution [*see Dosage and Administration (2.7)*].

## 2.5 Preparation of MAXIPIME for Intramuscular Administration

Constitute MAXIPIME vials 0.5 gram, 1 gram and 2 grams with one of the following diluents: Sterile Water for Injection, 0.9% Sodium Chloride, 5% Dextrose Injection, 0.5% or 1% Lidocaine Hydrochloride, or Sterile Bacteriostatic Water for Injection with Parabens or Benzyl Alcohol. Refer to Table 3 below for the amount of diluent to be added to each vial and the amount of reconstituted volume to be withdrawn.

Parenteral drugs should be inspected visually for particulate matter before administration. If particulate matter is evident in reconstituted fluids, the drug solution should be discarded.

**Table 3: Preparation of Reconstituted Solutions of MAXIPIME for Injection**

<b>Single-Dose Vials for Intravenous (IV)/Intramuscular (IM) Administration</b>	<b>Amount of Diluent to be added (mL)</b>	<b>Approximate Cefepime Concentration (mg/mL)</b>	<b>Amount of Reconstituted Volume to be Withdrawn (mL)</b>
<u>Cefepime vial content</u>			
500 mg (IV)	5	100	5
500 mg (IM)	1.3	280	1.8
1 g (IV)	10	100	10.5
1 g (IM)	2.4	280	3.6
2 g (IV)	10	160	12.5

<b><u>ADD-Vantage Vials for Intravenous (IV) Administration</u></b>	<b>Amount of Diluent to be added (mL)</b>	<b>Approximate Cefepime Concentration (mg/mL)</b>	<b>Approximate Available Volume for Withdrawal (mL)</b>
<u>ADD-Vantage</u>			
1 g vial	50	20	50
1 g vial	100	10	100
2 g vial	50	40	50
2 g vial	100	20	100

## 2.6 Compatibility and Stability

### Intravenous MAXIPIME

#### *Intravenous Infusion Compatibility*

MAXIPIME vials are compatible at concentrations between 1 mg per mL and 40 mg per mL with the following intravenous infusion fluids: 0.9% Sodium Chloride Injection, 5% and 10% Dextrose Injection, M/6 Sodium Lactate Injection, 5% Dextrose and 0.9% Sodium Chloride Injection, Lactated Ringers and 5% Dextrose Injection, Normosol<sup>®</sup>-R, and Normosol<sup>®</sup>-M in 5% Dextrose Injection. These solutions may be stored up to 24 hours at controlled room temperature 20°C to 25°C (68°F to 77°F) or 7 days in a refrigerator 2°C to 8°C (36°F to 46°F).

MAXIPIME in ADD-Vantage vials are stable at concentrations of 10 to 40 mg per mL in 5% Dextrose Injection or 0.9% Sodium Chloride Injection for 24 hours at controlled room temperature 20°C to 25°C (68°F to 77°F) or 7 days in a refrigerator 2°C to 8°C (36°F to 46°F).

*Admixture Compatibility*

MAXIPIME admixture compatibility information is summarized in Table 4.

**Table 4: Cefepime Admixture Stability**  
Stability Time for

MAXIPIME Concentration	Admixture and Concentration	Intravenous (IV) Infusion Solutions	RT/L (20° to 25°C)	Refrigeration (2° to 8°C)
40 mg/mL	Amikacin 6 mg/mL	NS or D5W	24 hours	7 days
40 mg/mL	Ampicillin 1 mg/mL	D5W	8 hours	8 hours
40 mg/mL	Ampicillin 10 mg/mL	D5W	2 hours	8 hours
40 mg/mL	Ampicillin 1 mg/mL	NS	24 hours	48 hours
40 mg/mL	Ampicillin 10 mg/mL	NS	8 hours	48 hours
4 mg/mL	Ampicillin 40 mg/mL	NS	8 hours	8 hours
4 to 40 mg/mL	Clindamycin Phosphate 0.25 to 6 mg/mL	NS or D5W	24 hours	7 days
4 mg/mL	Heparin 10 to 50 units/mL	NS or D5W	24 hours	7 days
4 mg/mL	Potassium Chloride 10 to 40 mEq/L	NS or D5W	24 hours	7 days
4 mg/mL	Theophylline 0.8 mg/mL	D5W	24 hours	7 days
1 to 4 mg/mL	na	Aminosyn™ II 4.25% with electrolytes and calcium	8 hours	3 days
0.125 to 0.25 mg/mL	na	Inpersol™ with 4.25% dextrose	24 hours	7 days

NS = 0.9% Sodium Chloride Injection.

D5W = 5% Dextrose Injection.

na = not applicable.

RT/L = Ambient room temperature and light.



### *MAXIPIME Admixture Incompatibility*

Do not add solutions of MAXIPIME to solutions of ampicillin at a concentration greater than 40 mg per mL, or to metronidazole, vancomycin, gentamicin, tobramycin, netilmicin sulfate, or aminophylline because of potential interaction. However, if concurrent therapy with MAXIPIME is indicated, each of these antibacterial drugs can be administered separately.

### Intramuscular MAXIPIME

MAXIPIME constituted as directed is stable for 24 hours at controlled room temperature 20°C to 25°C (68°F to 77°F) or for 7 days in a refrigerator 2°C to 8°C (36°F to 46°F) with the following diluents: Sterile Water for Injection, 0.9% Sodium Chloride Injection, 5% Dextrose Injection, Sterile Bacteriostatic Water for Injection with Parabens or Benzyl Alcohol, or 0.5% or 1% Lidocaine Hydrochloride.

### Intramuscular and Intravenous MAXIPIME

As with other cephalosporins, the color of MAXIPIME powder, as well as its solutions tend to darken depending on storage conditions; however, when stored as recommended, the product potency is not adversely affected.

## **2.7 ADD-Vantage® Instructions for Reconstitution and Intravenous Administration**

### To Open

Peel overwrap at corner and remove solution container. Some opacity of the plastic due to moisture absorption during the sterilization process may be observed. This is normal and does not affect the solution quality or safety. The opacity will diminish gradually.

### Assembly of Vial and Flexible Diluent Container

1. Use Aseptic Technique
2. Remove the protective covers from the top of the vial and the vial port on the diluent container as follows:
  - a. To remove the breakaway vial cap, swing the pull ring over the top of the vial and pull down far enough to start the opening (See Figure 1), then pull straight up to remove the cap (See Figure 2).
  - b. Once the breakaway cap has been removed, do not access vial with syringe.



Fig. 1



Fig. 2

- c. To remove the vial port cover, grasp the tab on the pull ring, pull up to break the three tie strings, then pull back to remove the cover (See Figure 3).
3. Screw the vial into the vial port until it will go no further. *The Vial Must Be Screwed In Tightly To Assure a Seal.* This occurs approximately 1/2 turn (180°) after the first audible click (see Figure 4). The

clicking sound does not assure a seal; the vial must be turned as far as it will go. *Once vial is seated, do not attempt to remove* (See Figure 4).

4. Recheck the vial to assure that it is tight by trying to turn it further in the direction of assembly.
5. Label appropriately.



Fig. 3

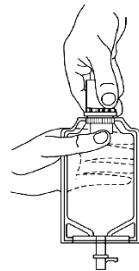


Fig. 4

### Instructions for Reconstitution MAXIPIME ADD-Vantage<sup>®</sup> Vial in Flexible Diluent Container

1. Squeeze the bottom of the diluent container gently to inflate the portion of the container surrounding the end of the drug vial.
2. With the other hand, push the drug vial down into the container telescoping the walls of the container. Grasp the inner cap of the vial through the walls of the container (see Figure 5).
3. *Pull the inner cap from the drug vial (see Figure 6). Verify that the rubber stopper has been pulled out, allowing the drug and diluent to mix.*
4. Mix container contents thoroughly and use within the specified time [*see Dosage and Administration (2.6)*].
5. Look through the bottom of the vial to verify that the stopper has been removed and complete mixing has occurred (see Figure 7).
6. If the rubber stopper is not removed from the vial and medication is not released on the first attempt, the inner cap may be manipulated back into the rubber stopper without removing the drug vial from the diluent container. Repeat steps 3 through 5.

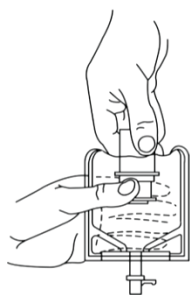


Fig. 5

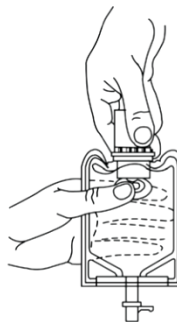


Fig. 6

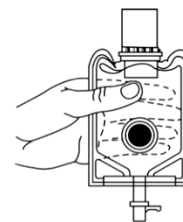


Fig. 7

### Instructions for Intravenous Administration of MAXIPIME ADD-Vantage<sup>®</sup> Vial

1. Use Aseptic Technique.
2. Confirm the activation and admixture of vial contents.

3. Check for leaks by squeezing container firmly. If leaks are found, discard unit as sterility may be impaired.
4. Close flow control clamp of administration set.
5. Remove cover from outlet port at bottom of container.
6. Insert piercing pin of administration set into port with a twisting motion until the pin is firmly seated. Refer to full directions on administration set carton prior to use.
7. Lift the free end of the hanger loop on the bottom of the vial, breaking the two tie strings. Bend the loop outward to lock it in the upright position, then suspend container from hanger.
8. Squeeze and release drip chamber to establish proper fluid level in chamber.
9. Open flow control clamp and clear air from set. Close clamp.
10. Attach set to venipuncture device. If device is not indwelling, prime and make venipuncture.
11. Regulate rate of administration with flow control clamp.
12. *Do not use flexible container in series connections.*

### **3 DOSAGE FORMS AND STRENGTHS**

MAXIPIME for Injection is a sterile white to pale yellow powder of cefepime in single-dose vials or ADD-Vantage vials for reconstitution and it is available in the following strengths:

- 0.5 gram per vial
- 1 gram per vial
- 2 grams per vial
- 1 gram per ADD-Vantage vial
- 2 grams per ADD-Vantage vial

### **4 CONTRAINDICATIONS**

MAXIPIME is contraindicated in patients who have shown immediate hypersensitivity reactions to cefepime or the cephalosporin class of antibacterial drugs, penicillins or other beta-lactam antibacterial drugs.

### **5 WARNINGS AND PRECAUTIONS**

#### **5.1 Hypersensitivity Reactions**

Before therapy with MAXIPIME for Injection is instituted, careful inquiry should be made to determine whether the patient has had previous immediate hypersensitivity reactions to cefepime, cephalosporins, penicillins, or other beta-lactams. Exercise caution if this product is to be given to penicillin-sensitive patients because cross-hypersensitivity among beta-lactam antibacterial drugs has been clearly documented and may occur in up to 10% of patients with a history of penicillin allergy. If an allergic reaction to MAXIPIME occurs, discontinue the drug and institute appropriate supportive measures.

#### **5.2 Neurotoxicity**

Serious adverse reactions have been reported including life-threatening or fatal occurrences of the following: encephalopathy (disturbance of consciousness including confusion, hallucinations, stupor, and coma), aphasia, myoclonus, seizures, and nonconvulsive status epilepticus [*see Adverse Reactions (6.2)*]. Most cases occurred in patients with renal impairment who did not receive appropriate dosage adjustment.

However, some cases of neurotoxicity occurred in patients receiving a dosage adjustment appropriate for their degree of renal impairment. In the majority of cases, symptoms of neurotoxicity were reversible and resolved after discontinuation of cefepime and/or after hemodialysis. If neurotoxicity associated with cefepime therapy occurs, discontinue cefepime and institute appropriate supportive measures.

### 5.3 *Clostridioides difficile*-Associated Diarrhea

*Clostridioides difficile*-associated diarrhea (CDAD) has been reported with use of nearly all antibacterial agents, including MAXIPIME, and may range in severity from mild diarrhea to fatal colitis. Treatment with antibacterial agents alters the normal flora of the colon leading to overgrowth of *C. difficile*.

*C. difficile* produces toxins A and B, which contribute to the development of CDAD. Hypertoxin-producing strains of *C. difficile* cause increased morbidity and mortality, as these infections can be refractory to antimicrobial therapy and may require colectomy. CDAD must be considered in all patients who present with diarrhea following antibacterial drug use. Careful medical history is necessary since CDAD has been reported to occur over two months after the administration of antibacterial agents.

If CDAD is suspected or confirmed, ongoing antibacterial drug use not directed against *C. difficile* may need to be discontinued. Appropriate fluid and electrolyte management, protein supplementation, antibacterial drug treatment of *C. difficile*, and surgical evaluation should be instituted as clinically indicated.

### 5.4 Development of Drug-Resistant Bacteria

Prescribing MAXIPIME in the absence of a proven or strongly suspected bacterial infection or a prophylactic indication is unlikely to provide benefit to the patient and increases the risk of the development of drug-resistant bacteria.

As with other antimicrobials, prolonged use of MAXIPIME may result in overgrowth of nonsusceptible microorganisms. Repeated evaluation of the patient's condition is essential. Should superinfection occur during therapy, appropriate measures should be taken.

### 5.5 Drug/Laboratory Test Interactions

#### Urinary Glucose

The administration of cefepime may result in a false-positive reaction for glucose in the urine when using some methods (e.g. Clinitest™ tablets) [see *Drug Interactions (7.1)*].

#### Coombs' Tests

Positive direct Coombs' tests have been reported during treatment with MAXIPIME. In patients who develop hemolytic anemia, discontinue the drug and institute appropriate therapy. Positive Coombs' test may be observed in newborns whose mothers have received cephalosporin antibacterial drugs before parturition.

#### Prothrombin Time

Many cephalosporins, including cefepime, have been associated with a fall in prothrombin activity. Those at risk include patients with renal or hepatic impairment, or poor nutritional state, as well as patients

receiving a protracted course of antimicrobial therapy. Prothrombin time should be monitored in patients at risk, and exogenous vitamin K administered as indicated.

## 6 ADVERSE REACTIONS

The following adverse reactions are discussed in the Warnings and Precautions section and below:

- Hypersensitivity Reactions [see Warnings and Precautions (5.1)]
- Neurotoxicity [see Warnings and Precautions (5.2)]
- *Clostridioides difficile*-Associated Diarrhea [see Warnings and Precautions (5.3)]

### 6.1 Clinical Trials Experience

Because clinical trials are conducted under widely varying conditions, adverse reaction rates observed in clinical trials of a drug cannot be directly compared to rates in the clinical trials of another drug and may not reflect the rates observed in practice.

In clinical trials using multiple doses of cefepime, 4137 patients were treated with the recommended dosages of cefepime (500 mg to 2 g intravenous every 12 hours). There were no deaths or permanent disabilities thought related to drug toxicity. Sixty-four (1.5%) patients discontinued medication due to adverse reactions. Thirty-three (51%) of these 64 patients who discontinued therapy did so because of rash. The percentage of cefepime-treated patients who discontinued study drug because of drug-related adverse reactions was similar at daily doses of 500 mg, 1 g, and 2 g every 12 hours (0.8%, 1.1%, and 2%, respectively). However, the incidence of discontinuation due to rash increased with the higher recommended doses.

The following adverse reactions (Table 5) were identified in clinical trials conducted in North America (n=3125 cefepime-treated patients).

**Table 5: Adverse Reactions in Cefepime Multiple-Dose Dosing Regimens Clinical Trials in North America**

Incidence equal to or greater than 1%	Local adverse reactions (3%), including phlebitis (1.3%), pain and/or inflammation (0.6%)*; rash (1.1%)
Incidence less than 1% but greater than 0.1%	Colitis (including pseudomembranous colitis), diarrhea, erythema, fever, headache, nausea, oral moniliasis, pruritus, urticaria, vaginitis, vomiting, anemia

At the higher dose of 2 g every 8 hours, the incidence of adverse reactions was higher among the 795 patients who received this dose of cefepime. They consisted of rash (4%), diarrhea (3%), nausea (2%), vomiting (1%), pruritus (1%), fever (1%), and headache (1%).

The following (Table 6) adverse laboratory changes, with cefepime, were seen during clinical trials conducted in North America.

**Table 6: Adverse Laboratory Changes in Cefepime Multiple-Dose Dosing Regimens Clinical Trials in North America**

---

Incidence equal to or greater than 1%	Positive Coombs' test (without hemolysis) (16.2%); decreased phosphorus (2.8%); increased Alanine Transaminase (ALT) (2.8%), Aspartate Transaminase (AST) (2.4%), eosinophils (1.7%); abnormal PTT (1.6%), Prothrombin Time (PT) (1.4%)
Incidence less than 1% but greater than 0.1%	Increased alkaline phosphatase, Blood Urea Nitrogen (BUN), calcium, creatinine, phosphorus, potassium, total bilirubin; decreased calcium*, hematocrit, neutrophils, platelets, White Blood Cells (WBC)

---

\* Hypocalcemia was more common among elderly patients. Clinical consequences from changes in either calcium or phosphorus were not reported.

A similar safety profile was seen in clinical trials of pediatric patients

## 6.2 Postmarketing Experience

The following adverse reactions have been identified during post-approval use of MAXIPIME. Because these reactions are reported voluntarily from a population of uncertain size, it is not always possible to reliably estimate their frequency or establish a causal relationship to drug exposure.

In addition to the adverse reactions reported during the North American clinical trials with cefepime, the following adverse reactions have been reported during worldwide postmarketing experience. Encephalopathy (disturbance of consciousness including confusion, hallucinations, stupor, and coma), aphasia, myoclonus, seizures, and nonconvulsive status epilepticus have been reported [*see Warnings and Precautions (5.2)*].

Anaphylaxis including anaphylactic shock, transient leukopenia, neutropenia, agranulocytosis and thrombocytopenia, have been reported.

## 6.3 Cephalosporin-Class Adverse Reactions

In addition to the adverse reactions listed above that have been observed in patients treated with cefepime, the following adverse reactions and altered laboratory tests have been reported for cephalosporin-class antibacterial drugs:

Stevens-Johnson syndrome, erythema multiforme, toxic epidermal necrolysis, renal dysfunction, toxic nephropathy, aplastic anemia, hemolytic anemia, hemorrhage, hepatic dysfunction including cholestasis, and pancytopenia.

## 7 DRUG INTERACTIONS

### 7.1 Drug/Laboratory Test Interactions

The administration of cefepime may result in a false-positive reaction for glucose in the urine with certain methods. It is recommended that glucose tests based on enzymatic glucose oxidase reactions be used.

### 7.2 Aminoglycosides

Monitor renal function if aminoglycosides are to be administered with MAXIPIME because of the increased potential of nephrotoxicity and ototoxicity of aminoglycoside antibacterial drugs.

### 7.3 Diuretics

Nephrotoxicity has been reported following concomitant administration of other cephalosporins with potent diuretics such as furosemide. Monitor renal function when cefepime is concomitantly administered with potent diuretics.

## 8 USE IN SPECIFIC POPULATIONS

### 8.1 Pregnancy

#### Risk Summary

There are no cases of MAXIPIME exposure during pregnancy reported from postmarketing experience or from clinical trials. Available data from published observational studies and case reports over several decades with cephalosporin use in pregnant women have not established drug-associated risks of major birth defects, miscarriage or adverse maternal or fetal outcomes (*see Data*).

Cefepime was not associated with adverse developmental outcomes in rats, mice, or rabbits when administered parenterally during organogenesis. The doses used in these studies were 1.6 (rats), approximately equal to (mice), and 0.3 times (rabbits) the recommended maximum human dose (*see Data*).

The estimated background risk of major birth defects and miscarriage for the indicated population is unknown. All pregnancies have a background risk of birth defect, loss, or other adverse outcomes. In the U.S. general population, the estimated background risk of major birth defects and miscarriage in clinically recognized pregnancies is 2% to 4% and 15% to 20%, respectively.

#### Data

##### *Human Data*

While available studies cannot definitively establish the absence of risk, published data from case-control studies and case reports over several decades have not identified an association with cephalosporin use during pregnancy and major birth defects, miscarriage, or other adverse maternal or fetal outcomes. Available studies have methodologic limitations, including small sample size, retrospective data collection, and inconsistent comparator groups.

## *Animal Data*

Cefepime was not embryocidal and did not cause fetal malformations when administered parenterally during the period of organogenesis to rats at doses up to 1000 mg/kg/day, to mice at doses up to 1200 mg/kg/day, or to rabbits at doses up to 100 mg/kg/day. These doses are 1.6 times (rats), approximately equal to (mice), and 0.3 times (rabbits) the maximum recommended clinical dose based on body surface area.

## **8.2 Lactation**

### Risk Summary

Cefepime is present in human breast milk at low concentrations (approximately 0.5 mcg/mL) following a single intravenous dose of 1000 mg. A nursing infant consuming approximately 1000 mL of human milk per day would receive approximately 0.5 mg of cefepime per day (*see Data*). There is no information regarding the effects of cefepime on the breastfed infant or on milk production.

The developmental and health benefits of breastfeeding should be considered along with the mother's clinical need for MAXIPIME and any potential adverse effects on the breastfed child from MAXIPIME or from the underlying maternal condition.

### Data

A pharmacokinetic study was conducted in 9 healthy lactating women to evaluate the concentrations of cefepime in plasma and breast milk following a single intravenous dose of 1000 mg. The mean breast milk concentrations of cefepime during the first 8 hours post-dose were approximately 0.5 mcg/mL and then declined and became undetectable between 12- and 24-hours post-dose. The mean cumulative breast milk excretion of cefepime over 24 hours was 0.01% of the administered dose. The pharmacokinetics of cefepime are similar between lactating and non-lactating women.

## **8.4 Pediatric Use**

The safety and effectiveness of cefepime in the treatment of uncomplicated and complicated urinary tract infections (including pyelonephritis), uncomplicated skin and skin structure infections, pneumonia, and as empiric therapy for febrile neutropenic patients have been established in the age groups 2 months up to 16 years. Use of MAXIPIME in these age groups is supported by evidence from adequate and well-controlled studies of cefepime in adults with additional pharmacokinetic and safety data from pediatric trials [*see Clinical Pharmacology (12.3)*].

Safety and effectiveness in pediatric patients below the age of 2 months have not been established. There are insufficient clinical data to support the use of MAXIPIME in pediatric patients for the treatment of serious infections in the pediatric population where the suspected or proven pathogen is *H. influenzae* type b. In those patients in whom meningeal seeding from a distant infection site or in whom meningitis is suspected or documented, an alternate agent with demonstrated clinical efficacy in this setting should be used.



## 8.5 Geriatric Use

Of the more than 6400 adults treated with MAXIPIME in clinical studies, 35% were 65 years or older while 16% were 75 years or older. When geriatric patients received the usual recommended adult dose, clinical efficacy and safety were comparable to clinical efficacy and safety in non-geriatric adult patients.

Serious adverse events have occurred in geriatric patients with renal insufficiency given unadjusted doses of cefepime, including life-threatening or fatal occurrences of the following: encephalopathy, myoclonus, and seizures [see *Warnings and Precautions* (5.2), *Adverse Reactions* (6.2)].

This drug is known to be substantially excreted by the kidney, and the risk of toxic reactions to this drug may be greater in patients with impaired renal function. Because elderly patients are more likely to have decreased renal function, care should be taken in dose selection, and renal function should be monitored [see *Clinical Pharmacology* (12.3), *Warnings and Precautions* (5.2), *Dosage and Administration* (2.3)].

## 8.6 Renal Impairment

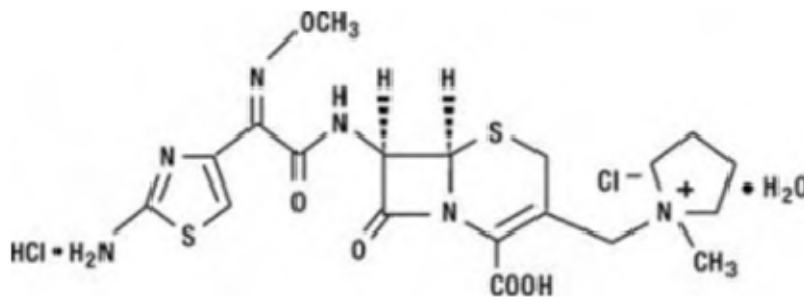
Adjust the dose of MAXIPIME in patients with creatinine clearance less than or equal to 60 mL/min to compensate for the slower rate of renal elimination. [See *Dosage Adjustments in Patients with Renal Impairment* (2.3)]

## 10 OVERDOSAGE

Patients who receive an overdose should be carefully observed and given supportive treatment. In the presence of renal insufficiency, hemodialysis, not peritoneal dialysis, is recommended to aid in the removal of cefepime from the body. Symptoms of overdose include encephalopathy (disturbance of consciousness including confusion, hallucinations, stupor, and coma), myoclonus, seizures, neuromuscular excitability and nonconvulsive status epilepticus [see *Warnings and Precautions* (5.2), *Adverse Reactions* (6.2), *Dosage and Administration* (2.3)].

## 11 DESCRIPTION

MAXIPIME (cefepime hydrochloride, USP) is a semi-synthetic, cephalosporin antibacterial for parenteral administration. The chemical name is 1-[[[(6R,7R)-7-[2-(2-amino-4-thiazolyl)-glyoxylamido]-2-carboxy-8-oxo-5-thia-1-azabicyclo[4.2.0] oct-2-en-3-yl]methyl]-1-methylpyrrolidinium chloride, 7<sup>2</sup>-(Z)-(O-methyloxime), monohydrochloride, monohydrate, which corresponds to the following structural formula:



Cefepime hydrochloride is a white to pale yellow powder. Cefepime hydrochloride contains the equivalent of not less than 825 mcg and not more than 911 mcg of cefepime (C<sub>19</sub>H<sub>24</sub>N<sub>6</sub>O<sub>5</sub>S<sub>2</sub>) per mg,

calculated on an anhydrous basis. It is highly soluble in water.

MAXIPIME for Injection is supplied for intramuscular or intravenous administration in strengths equivalent to 500 mg, 1 g, and 2 g of cefepime. MAXIPIME is a sterile, dry mixture of cefepime hydrochloride and L-arginine. The L-arginine, at an approximate concentration of 707 mg/g of cefepime, is added to control the pH of the constituted solution at 4 to 6. Freshly constituted solutions of MAXIPIME will range in color from pale yellow to amber.

## 12 CLINICAL PHARMACOLOGY

### 12.1 Mechanism of Action

Cefepime is a cephalosporin antibacterial drug [See *Microbiology* (12.4)].

### 12.2 Pharmacodynamics

Similar to other beta-lactam antimicrobial agents, the time that the unbound plasma concentration of cefepime exceeds the MIC of the infecting organism has been shown to best correlate with efficacy in animal models of infection. However, the pharmacokinetic/pharmacodynamics relationship for cefepime has not been evaluated in patients.

### 12.3 Pharmacokinetics

Pharmacokinetic parameters for cefepime in healthy adult male volunteers (n=9) following single 30-minute infusions (IV) of cefepime 500 mg, 1 g, and 2 g are summarized in Table 7. Elimination of cefepime is principally via renal excretion with an average ( $\pm$ SD) half-life of 2 ( $\pm$ 0.3) hours and total body clearance of 120 ( $\pm$ 8) mL/min in healthy volunteers. Cefepime pharmacokinetics are linear over the range 250 mg to 2 g. There is no evidence of accumulation in healthy adult male volunteers (n=7) receiving clinically relevant doses for a period of 9 days.

**Table 7: Mean Pharmacokinetic Parameters for Cefepime ( $\pm$ SD), Intravenous Administration**

MAXIPIME			
Parameter	500 mg IV	1 g IV	2 g IV
C <sub>max</sub> , mcg/mL	39.1 (3.5)	81.7 (5.1)	163.9 (25.3)
AUC, h•mcg/mL	70.8 (6.7)	148.5 (15.1)	284.8 (30.6)
Number of subjects (male)	9	9	9

Pharmacokinetic parameters for cefepime following a single intramuscular injection are summarized in Table 8. The pharmacokinetics of cefepime are linear over the range of 500 mg to 2 g intramuscularly and do not vary with respect to treatment duration.

**Table 8: Mean Pharmacokinetic Parameters for Cefepime ( $\pm$ SD), Intramuscular Administration**

MAXIPIME			
Parameter	500 mg IM	1 g IM	2 g IM
C <sub>max</sub> , mcg/mL	13.9 (3.4)	29.6 (4.4)	57.5 (9.5)
T <sub>max</sub> , h	1.4 (0.9)	1.6 (0.4)	1.5 (0.4)
AUC, h•mcg/mL	60 (8)	137 (11)	262 (23)

MAXIPIME			
Parameter	500 mg IM	1 g IM	2 g IM
Number of subjects (male)	6	6	12

### Absorption

Following intramuscular (IM) administration, cefepime is completely absorbed.

### Distribution

The average steady-state volume of distribution of cefepime is 18 ( $\pm$ 2) L. The serum protein binding of cefepime is approximately 20% and is independent of its concentration in serum.

Concentrations of cefepime achieved in specific tissues and body fluids are listed in Table 9.

**Table 9: Mean Concentrations of Cefepime in Specific Body Fluids (mcg/mL) or Tissues (mcg/g)**

Tissue or Fluid	Dose/Route	# of Patients	Mean Time of Sample Post-Dose (h)	Mean Concentration
Blister Fluid	2 g IV	6	1.5	81.4 mcg/mL
Bronchial Mucosa	2 g IV	20	4.8	24.1 mcg/g
Sputum	2 g IV	5	4	7.4 mcg/mL
Urine	500 mg IV	8	0 to 4	292 mcg/mL
	1 g IV	12	0 to 4	926 mcg/mL
	2 g IV	12	0 to 4	3120 mcg/mL
Bile	2 g IV	26	9.4	17.8 mcg/mL
Peritoneal Fluid	2 g IV	19	4.4	18.3 mcg/mL
Appendix	2 g IV	31	5.7	5.2 mcg/g
Gallbladder	2 g IV	38	8.9	11.9 mcg/g
Prostate	2 g IV	5	1	31.5 mcg/g

Data suggest that cefepime does cross the inflamed blood-brain barrier. The clinical relevance of these data is uncertain at this time.

### Metabolism and Excretion

Cefepime is metabolized to N-methylpyrrolidine (NMP) which is rapidly converted to the N-oxide (NMP-N-oxide). Urinary recovery of unchanged cefepime accounts for approximately 85% of the administered dose. Less than 1% of the administered dose is recovered from urine as NMP, 6.8% as NMP-N-oxide, and 2.5% as an epimer of cefepime. Because renal excretion is a significant pathway of elimination, patients with renal dysfunction and patients undergoing hemodialysis require dosage adjustment [*see Dosage and Administration (2.3)*].

## Specific Populations

### *Patients with Renal impairment*

Cefepime pharmacokinetics have been investigated in patients with various degrees of renal impairment (n=30). The average half-life in patients requiring hemodialysis was 13.5 ( $\pm$ 2.7) hours and in patients requiring continuous peritoneal dialysis was 19 ( $\pm$ 2) hours. Cefepime total body clearance decreased proportionally with creatinine clearance in patients with abnormal renal function, which serves as the basis for dosage adjustment recommendations in this group of patients [*see Dosage and Administration (2.3)*].

### *Patients with Hepatic impairment*

The pharmacokinetics of cefepime were unaltered in patients with hepatic impairment who received a single 1 g dose (n=11).

### *Geriatric patients*

Cefepime pharmacokinetics have been investigated in elderly (65 years of age and older) men (n=12) and women (n=12) whose mean (SD) creatinine clearance was 74 ( $\pm$ 15) mL/min. There appeared to be a decrease in cefepime total body clearance as a function of creatinine clearance. Therefore, dosage administration of cefepime in the elderly should be adjusted as appropriate if the patient's creatinine clearance is 60 mL/min or less [*see Dosage and Administration (2.3)*].

### *Pediatric patients*

Cefepime pharmacokinetics have been evaluated in pediatric patients from 2 months to 11 years of age following single and multiple doses on every 8 hours (n=29) and every 12 hours (n=13) schedules. Following a single intravenous dose, total body clearance and the steady-state volume of distribution averaged 3.3 ( $\pm$ 1) mL/min/kg and 0.3 ( $\pm$ 0.1) L/kg, respectively. The urinary recovery of unchanged cefepime was 60.4 ( $\pm$ 30.4)% of the administered dose, and the average renal clearance was 2 ( $\pm$ 1.1) mL/min/kg. There were no significant effects of age or gender (25 male vs. 17 female) on total body clearance or volume of distribution, corrected for body weight. No accumulation was seen when cefepime was given at 50 mg per kg every 12 hours (n=13), while  $C_{max}$ , AUC, and  $t_{1/2}$  were increased about 15% at steady state after 50 mg per kg every 8 hours. The exposure to cefepime following a 50 mg per kg intravenous dose in a pediatric patient is comparable to that in an adult treated with a 2 g intravenous dose. The absolute bioavailability of cefepime after an intramuscular dose of 50 mg per kg was 82.3 ( $\pm$ 15)% in eight patients.

## 12.4 Microbiology

### Mechanism of Action

Cefepime is a bactericidal drug that acts by inhibition of bacterial cell wall synthesis. Cefepime has a broad spectrum of *in vitro* activity that encompasses a wide range of Gram-positive and Gram-negative bacteria. Within bacterial cells, the molecular targets of cefepime are the penicillin binding proteins (PBP).

## Antimicrobial Activity

Cefepime has been shown to be active against most isolates of the following microorganisms, both *in vitro* and in clinical infections as described in the Indications and Usage section (1).

### Gram-negative Bacteria

*Enterobacter* spp.  
*Escherichia coli*  
*Klebsiella pneumoniae*  
*Proteus mirabilis*  
*Pseudomonas aeruginosa*

### Gram-positive Bacteria

*Staphylococcus aureus* (methicillin-susceptible isolates only)  
*Streptococcus pneumoniae*  
*Streptococcus pyogenes*  
Viridans group streptococci

The following *in vitro* data are available, but their clinical significance is unknown. At least 90 percent of the following bacteria exhibit an *in vitro* minimum inhibitory concentration (MIC) less than or equal to the susceptible breakpoint for cefepime against isolates of similar genus or organism group. However, the efficacy of cefepime in treating clinical infections due to these bacteria has not been established in adequate and well-controlled clinical trials.

### Gram-positive Bacteria

*Staphylococcus epidermidis* (methicillin-susceptible isolates only)  
*Staphylococcus saprophyticus*  
*Streptococcus agalactiae*

NOTE: Most isolates of enterococci, e.g., *Enterococcus faecalis*, and methicillin-resistant staphylococci are resistant to cefepime.

### Gram-negative Bacteria

*Acinetobacter calcoaceticus* subsp. *lwoffii*  
*Citrobacter diversus*  
*Citrobacter freundii*  
*Enterobacter agglomerans*  
*Haemophilus influenzae*  
*Hafnia alvei*  
*Klebsiella oxytoca*  
*Moraxella catarrhalis*  
*Morganella morganii*  
*Proteus vulgaris*  
*Providencia rettgeri*  
*Providencia stuartii*  
*Serratia marcescens*

NOTE: Cefepime is inactive against many isolates of *Stenotrophomonas maltophilia*.

## Susceptibility Testing

For specific information regarding susceptibility test interpretive criteria and associated test methods and quality control standards recognized by FDA for this drug, please see: <https://www.fda.gov/STIC>.

### 13 NONCLINICAL TOXICOLOGY

#### 13.1 Carcinogenesis, Mutagenesis, Impairment of Fertility

No animal carcinogenicity studies have been conducted with cefepime. In chromosomal aberration studies, cefepime was positive for clastogenicity in primary human lymphocytes, but negative in Chinese hamster ovary cells. In other *in vitro* assays (bacterial and mammalian cell mutation, DNA repair in primary rat hepatocytes, and sister chromatid exchange in human lymphocytes), cefepime was negative for genotoxic effects. Moreover, *in vivo* assessments of cefepime in mice (2 chromosomal aberration and 2 micronucleus studies) were negative for clastogenicity. No untoward effects on fertility were observed in rats when cefepime was administered subcutaneously at doses up to 1000 mg/kg/day (1.6 times the recommended maximum human dose based on body surface area).

### 14 CLINICAL STUDIES

#### 14.1 Febrile Neutropenic Patients

The safety and efficacy of empiric cefepime monotherapy of febrile neutropenic patients have been assessed in two multicenter, randomized trials comparing cefepime monotherapy (at a dose of 2 g intravenously every 8 hours) to ceftazidime monotherapy (at a dose of 2 g intravenously every 8 hours). These studies comprised 317 evaluable patients. Table 10 describes the characteristics of the evaluable patient population.

**Table 10: Demographics of Evaluable Patients (First Episodes Only)**

Total	Cefepime	Ceftazidime
	164	153
Median age (yr)	56 (range, 18 to 82)	55 (range, 16 to 84)
Male	86 (52%)	85 (56%)
Female	78 (48%)	68 (44%)
Leukemia	65 (40%)	52 (34%)
Other hematologic malignancies	43 (26%)	36 (24%)
Solid tumor	54 (33%)	56 (37%)
Median ANC nadir (cells/microliter)	20 (range, 0 to 500)	20 (range, 0 to 500)
Median duration of neutropenia (days)	6 (range, 0 to 39)	6 (range, 0 to 32)
Indwelling venous catheter	97 (59%)	86 (56%)
Prophylactic antibacterial drugs	62 (38%)	64 (42%)
Bone marrow graft	9 (5%)	7 (5%)
SBP less than 90 mm Hg at entry	7 (4%)	2 (1%)

ANC = absolute neutrophil count; SBP = systolic blood pressure

Table 11 describes the clinical response rates observed. For all outcome measures, cefepime was therapeutically equivalent to ceftazidime.

**Table 11: Pooled Response Rates for Empiric Therapy of Febrile Neutropenic Patients**

Outcome Measures	% Response	
	Cefepime (n=164)	Ceftazidime (n=153)
Primary episode resolved with no treatment modification, no new febrile episodes or infection, and oral antibacterial drugs allowed for completion of treatment	51	55
Primary episode resolved with no treatment modification, no new febrile episodes or infection and no post-treatment oral antibacterial drugs	34	39
Survival, any treatment modification allowed	93	97
Primary episode resolved with no treatment modification and oral antibacterial drugs allowed for completion of treatment	62	67
Primary episode resolved with no treatment modification and no post-treatment oral antibacterial drugs	46	51

Insufficient data exist to support the efficacy of cefepime monotherapy in patients at high risk for severe infection (including patients with a history of recent bone marrow transplantation, with hypotension at presentation, with an underlying hematologic malignancy, or with severe or prolonged neutropenia). No data are available in patients with septic shock.

## 14.2 Complicated Intra-abdominal Infections

Patients hospitalized with complicated intra-abdominal infections participated in a randomized, double-blind, multicenter trial comparing the combination of cefepime (2 g every 12 hours) plus intravenous metronidazole (500 mg every 6 hours) versus imipenem/cilastatin (500 mg every 6 hours) for a maximum duration of 14 days of therapy. The study was designed to demonstrate equivalence of the two therapies. The primary analyses were conducted on the population consisting of those with a surgically confirmed complicated infection, at least one pathogen isolated pretreatment, at least 5 days of treatment, and a 4 to 6-week follow-up assessment for cured patients. Subjects in the imipenem/cilastatin arm had higher APACHE II scores at baseline. The treatment groups were otherwise generally comparable with regard to their pretreatment characteristics. The overall clinical cure rate among the primary analysis patients was 81% (51 cured/63 evaluable patients) in the cefepime plus metronidazole group and 66% (62/94) in the imipenem/cilastatin group. The observed differences in efficacy may have been due to a greater proportion of patients with high APACHE II scores in the imipenem/cilastatin group.

## 15 REFERENCES

1. Cockcroft DW, Gault MH. Prediction of creatinine clearance from serum creatinine. *Nephron*. 1976; 16:31-41.

## 16 HOW SUPPLIED/STORAGE AND HANDLING

### How Supplied

MAXIPIME for injection is supplied as follows: MAXIPIME for Injection in the dry state, is a white to pale yellow powder. Constituted solution of MAXIPIME can range in color from pale yellow to amber.

Unit of Sale	Strength
NDC 0409-0221-01 Carton containing 10 Single-dose Vials	500 mg*
NDC 0409-0219-01 Carton containing 10 Single-dose Vials	1 gram*
NDC 0409-0220-01 Carton containing 10 Single-dose Vials	2 grams*
NDC 0409-0217-01 Carton containing 25 Single-dose ADD-Vantage <sup>®</sup> Vials	1 gram*
NDC 0409-0218-01 Carton containing 25 Single-dose ADD-Vantage <sup>®</sup> Vials	2 grams*

\*Based on cefepime activity.

### Storage and Handling

MAXIPIME for injection in the dry state should be stored at 20 to 25° C (68 to 77° F) [see USP controlled room temperature] and protected from light.

## 17 PATIENT COUNSELING INFORMATION

- Counsel patients that antibacterial drugs including MAXIPIME should only be used to treat bacterial infections. They do not treat viral infections (e.g., the common cold). When MAXIPIME is prescribed to treat a bacterial infection, patients should be told that although it is common to feel better early in the course of therapy, the medication should be taken exactly as directed. Skipping doses or not completing the full course of therapy may (1) decrease the effectiveness of the immediate treatment and (2) increase the likelihood that bacteria will develop resistance and will not be treatable by MAXIPIME or other antibacterial drugs in the future.
- Diarrhea is a common problem caused by antibacterial drugs, which usually ends when the antibacterial drug is discontinued. Inform patient that they may develop watery and bloody stools (with or without stomach cramps and fever) during treatment and as late as two or more months after having taken the last dose of the antibacterial drug. Inform patients that they should contact their physician as soon as possible if this occurs.
- Advise patients of neurological adverse events that could occur with MAXIPIME use. Instruct patients or their caregivers to inform their healthcare provider at once of any neurological signs and symptoms, including encephalopathy (disturbance of consciousness including confusion, hallucinations, stupor, and coma), aphasia (disturbance of speaking and understanding spoken and written language), myoclonus, seizures and nonconvulsive status epilepticus, for immediate treatment, dosage adjustment, or discontinuation of MAXIPIME.



Distributed by Hospira, Inc.,  
Lake Forest, IL 60045 USA



LAB-0888-3.3