

## HIGHLIGHTS OF PRESCRIBING INFORMATION

These highlights do not include all the information needed to use TRIKAFTA safely and effectively. See full prescribing information for TRIKAFTA.

TRIKAFTA® (elxacaftor, tezacaftor, and ivacaftor tablets; ivacaftor tablets), co-packaged for oral use  
Initial U.S. Approval: 2019

### RECENT MAJOR CHANGES

- Indications and Usage (1) 06/2021
- Dosage and Administration (2) 06/2021

### INDICATIONS AND USAGE

TRIKAFTA is a combination of ivacaftor, a CFTR potentiator, tezacaftor, and elxacaftor indicated for the treatment of cystic fibrosis (CF) in patients aged 6 years and older who have at least one *F508del* mutation in the *CFTR* gene or a mutation in the *CFTR* gene that is responsive based on *in vitro* data.

If the patient's genotype is unknown, an FDA-cleared CF mutation test should be used to confirm the presence of at least one *F508del* mutation or a mutation that is responsive based on *in vitro* data. (1)

### DOSAGE AND ADMINISTRATION

Recommended Dosage for Adult and Pediatric Patients aged 6 Years and Older		
Age	Morning Dose	Evening Dose
6 to less than 12 years weighing less than 30 kgs	Two tablets, each containing elxacaftor 50 mg/tezacaftor 25 mg/ivacaftor 37.5 mg	One tablet of ivacaftor 75 mg
6 to less than 12 years weighing 30 kgs or more	Two tablets, each containing elxacaftor 100 mg/tezacaftor 50 mg/ivacaftor 75 mg	One tablet of ivacaftor 150 mg
12 years and older	Two tablets, each containing elxacaftor 100 mg/tezacaftor 50 mg/ivacaftor 75 mg	One tablet of ivacaftor 150 mg

- TRIKAFTA should be taken with fat-containing food. (2.1, 12.3)
- Should not be used in patients with severe hepatic impairment. Use not recommended in patients with moderate hepatic impairment unless the benefit exceeds the risk. Reduce dose if used in patients with moderate hepatic impairment. Liver function tests should be closely monitored. (2.3, 5.1, 8.7, 12.3)
- See full prescribing information for dosage modifications due to drug interactions with TRIKAFTA. (2.4, 5.3, 7.2, 12.3)

### DOSAGE FORMS AND STRENGTHS

Tablets:

- Fixed-dose combination containing elxacaftor 50 mg, tezacaftor 25 mg and ivacaftor 37.5 mg co-packaged with ivacaftor 75 mg. (3)

## FULL PRESCRIBING INFORMATION: CONTENTS\*

- 1 INDICATIONS AND USAGE
- 2 DOSAGE AND ADMINISTRATION
  - 2.1 General Dosing Information
  - 2.2 Recommended Dosage in Adults and Pediatric Patients Aged 6 Years and Older
  - 2.3 Recommended Dosage for Patients with Hepatic Impairment
  - 2.4 Dosage Adjustment for Patients Taking Drugs that are CYP3A Inhibitors
- 3 DOSAGE FORMS AND STRENGTHS
- 4 CONTRAINDICATIONS
- 5 WARNINGS AND PRECAUTIONS
  - 5.1 Liver Function Test Elevations
  - 5.2 Concomitant Use with CYP3A Inducers
  - 5.3 Concomitant Use with CYP3A Inhibitors
  - 5.4 Cataracts
- 6 ADVERSE REACTIONS
  - 6.1 Clinical Trials Experience
- 7 DRUG INTERACTIONS
  - 7.1 Inducers of CYP3A
  - 7.2 Inhibitors of CYP3A
  - 7.3 Ciprofloxacin
  - 7.4 CYP2C9 Substrates
  - 7.5 Transporters
  - 7.6 Hormonal Contraceptives

- Fixed-dose combination containing elxacaftor 100 mg, tezacaftor 50 mg, and ivacaftor 75 mg co-packaged with ivacaftor 150 mg. (3)

### CONTRAINDICATIONS

None. (4)

### WARNINGS AND PRECAUTIONS

- Elevated liver function tests (ALT, AST or bilirubin): Liver function tests (ALT, AST, and bilirubin) should be assessed prior to initiating TRIKAFTA, every 3 months during the first year of treatment, and annually thereafter. Dosing should be interrupted in patients with ALT or AST >5 x upper limit of normal (ULN) or ALT or AST >3 x ULN with bilirubin >2 x ULN. Following resolution of transaminase elevations, consider the benefits and risks of resuming treatment. In patients with a history of hepatobiliary disease or liver function test elevations, more frequent monitoring should be considered. (5.1, 6, 8.7)
- Use with CYP3A inducers: Concomitant use with strong CYP3A inducers (e.g., rifampin, St. John's wort) significantly decrease ivacaftor exposure and are expected to decrease elxacaftor and tezacaftor exposure, which may reduce TRIKAFTA efficacy. Therefore, co-administration is not recommended. (5.2, 7.1, 12.3)
- Cataracts: Non-congenital lens opacities/cataracts have been reported in pediatric patients treated with ivacaftor-containing regimens. Baseline and follow-up examinations are recommended in pediatric patients initiating TRIKAFTA treatment. (5.4, 8.4)

### ADVERSE REACTIONS

The most common adverse drug reactions to TRIKAFTA (≥5% of patients and at a frequency higher than placebo by ≥1%) were headache, upper respiratory tract infection, abdominal pain, diarrhea, rash, alanine aminotransferase increased, nasal congestion, blood creatine phosphokinase increased, aspartate aminotransferase increased, rhinorrhea, rhinitis, influenza, sinusitis and blood bilirubin increased. (6.1)

To report SUSPECTED ADVERSE REACTIONS, contact Vertex Pharmaceuticals Incorporated at 1-877-634-8789 or FDA at 1-800-FDA-1088 or [www.fda.gov/medwatch](http://www.fda.gov/medwatch).

### DRUG INTERACTIONS

- Strong CYP3A inducers: Avoid co-administration. (5.2, 7.1, 12.3)
- Strong or moderate CYP3A inhibitors: Reduce TRIKAFTA dosage when co-administered. Avoid food or drink containing grapefruit. (2.4, 5.3, 7.2, 12.3)

See 17 for PATIENT COUNSELING INFORMATION and FDA-approved patient labeling.

Revised: 06/2021

## 8 USE IN SPECIFIC POPULATIONS

- 8.1 Pregnancy
- 8.2 Lactation
- 8.4 Pediatric Use
- 8.5 Geriatric Use
- 8.6 Renal Impairment
- 8.7 Hepatic Impairment
- 8.8 Patients with Severe Lung Dysfunction

## 10 OVERDOSAGE

## 11 DESCRIPTION

## 12 CLINICAL PHARMACOLOGY

- 12.1 Mechanism of Action
- 12.2 Pharmacodynamics
- 12.3 Pharmacokinetics

## 13 NONCLINICAL TOXICOLOGY

- 13.1 Carcinogenesis, Mutagenesis, Impairment of Fertility

## 14 CLINICAL STUDIES

- 14.1 Trial 1
- 14.2 Trial 2

## 16 HOW SUPPLIED/STORAGE AND HANDLING

## 17 PATIENT COUNSELING INFORMATION

\*Sections or subsections omitted from the full prescribing information are not listed.

**FULL PRESCRIBING INFORMATION**

**1 INDICATIONS AND USAGE**

TRIKAFTA is indicated for the treatment of cystic fibrosis (CF) in patients aged 6 years and older who have at least one *F508del* mutation in the cystic fibrosis transmembrane conductance regulator (*CFTR*) gene or a mutation in the *CFTR* gene that is responsive based on *in vitro* data [see *Clinical Pharmacology* (12.1)].

If the patient’s genotype is unknown, an FDA-cleared CF mutation test should be used to confirm the presence of at least one *F508del* mutation or a mutation that is responsive based on *in vitro* data.

**2 DOSAGE AND ADMINISTRATION**

**2.1 General Dosing Information**

Swallow the tablets whole.

TRIKAFTA should be taken with fat-containing food. Examples of meals or snacks that contain fat are those prepared with butter or oils or those containing eggs, cheeses, nuts, whole milk, or meats [see *Clinical Pharmacology* (12.3)].

**2.2 Recommended Dosage in Adults and Pediatric Patients Aged 6 Years and Older**

Recommended dosage for adult and pediatric patients aged 6 years and older is provided in Table 1. The morning and the evening dose should be taken approximately 12 hours apart. TRIKAFTA is for oral use.

Age	Morning Dose	Evening Dose
6 to less than 12 years weighing less than 30 kgs	Two tablets, each containing elexacaftor 50 mg/tezacaftor 25 mg/ivacaftor 37.5 mg	One tablet of ivacaftor 75 mg
6 to less than 12 years weighing 30 kgs or more	Two tablets, each containing elexacaftor 100 mg/tezacaftor 50 mg/ivacaftor 75 mg	One tablet of ivacaftor 150 mg
12 years and older	Two tablets, each containing elexacaftor 100 mg/tezacaftor 50 mg/ivacaftor 75 mg	One tablet of ivacaftor 150 mg

**Information for Missed Doses:**

If 6 hours or less have passed since the missed morning or evening dose, the patient should take the missed dose as soon as possible and continue on the original schedule.

If more than 6 hours have passed since:

- the missed **morning** dose, the patient should take the missed dose as soon as possible and should **not** take the evening dose. The next scheduled morning dose should be taken at the usual time.
- the missed **evening** dose, the patient should **not** take the missed dose. The next scheduled morning dose should be taken at the usual time.

Morning and evening doses should not be taken at the same time.

**2.3 Recommended Dosage for Patients with Hepatic Impairment**

No dose adjustment is recommended for patients with mild hepatic impairment (Child-Pugh Class A) [see *Use in Specific Populations* (8.7), *Clinical Pharmacology* (12.3), and *Patient Counseling Information* (17)]. See Table 2. Liver function tests should be closely monitored [see *Warnings and Precautions* (5.1)].

Treatment is not recommended for patients with moderate hepatic impairment (Child-Pugh Class B). Use of TRIKAFTA in patients with moderate hepatic impairment should only be considered when there is a clear medical need and the benefit exceeds the risk. If used, TRIKAFTA should be used with caution at a reduced dose (see Table 2) [see *Use in Specific Populations* (8.7), *Clinical Pharmacology* (12.3) and *Patient Counseling Information* (17)]. Liver function tests should be closely monitored [see *Warnings and Precautions* (5.1)].

TRIKAFTA has not been studied in patients with severe hepatic impairment (Child-Pugh Class C), but the exposure is expected to be higher than in patients with moderate hepatic impairment. TRIKAFTA should not be used in patients with severe hepatic impairment.

Mild (Child-Pugh Class A)	Moderate (Child-Pugh Class B)	Severe (Child-Pugh Class C)
No dose adjustment	Use of TRIKAFTA should only be considered when there is a clear medical need and the benefit exceeds the risk.  If used, TRIKAFTA should be used with caution at a reduced dose, as follows: <ul style="list-style-type: none"> <li>Day 1: take two elexacaftor/tezacaftor/ivacaftor tablets in the morning</li> <li>Day 2: take one elexacaftor/tezacaftor/ivacaftor tablet in the morning</li> <li>Continue alternating Day 1 and Day 2 dosing thereafter.</li> <li>No evening dose of ivacaftor tablet should be taken.</li> </ul>	Should not be used

**2.4 Dosage Adjustment for Patients Taking Drugs that are CYP3A Inhibitors**

Table 3 describes the recommended dosage modification for TRIKAFTA when co-administered with strong (e.g., ketoconazole, itraconazole, posaconazole, voriconazole, telithromycin, and clarithromycin) or moderate (e.g., fluconazole, erythromycin) CYP3A inhibitors. Avoid food or drink containing grapefruit during TRIKAFTA treatment [see *Warnings and Precautions* (5.3), *Drug Interactions* (7.2), *Clinical Pharmacology* (12.3) and *Patient Counseling Information* (17)].

Table 3: Dosage Adjustment for Concomitant Use of TRIKAFTA with Moderate and Strong CYP3A Inhibitors				
Moderate CYP3A Inhibitors				
	Day 1	Day 2	Day 3	Day 4*
<b>Morning Dose</b>	Two elexacaftor/tezacaftor/ivacaftor tablets	One ivacaftor tablet	Two elexacaftor/tezacaftor/ivacaftor tablets	One ivacaftor tablet
<b>Evening Dose<sup>^</sup></b>	No dose			
* Continue dosing with two elexacaftor/tezacaftor/ivacaftor tablets and one ivacaftor tablet on alternate days. <sup>^</sup> The evening dose of ivacaftor should not be taken.				
Strong CYP3A Inhibitors				
	Day 1	Day 2	Day 3	Day 4 <sup>#</sup>
<b>Morning Dose</b>	Two elexacaftor/tezacaftor/ivacaftor tablets	No dose	No dose	Two elexacaftor/tezacaftor/ivacaftor tablets
<b>Evening Dose<sup>^</sup></b>	No dose			
<sup>#</sup> Continue dosing with two elexacaftor/tezacaftor/ivacaftor tablets twice a week, approximately 3 to 4 days apart. <sup>^</sup> The evening dose of ivacaftor tablet should not be taken.				

### 3 DOSAGE FORMS AND STRENGTHS

#### Tablets

Fixed-dose combination containing elexacaftor 50 mg, tezacaftor 25 mg, and ivacaftor 37.5 mg co-packaged with ivacaftor 75 mg:

- Elexacaftor, tezacaftor and ivacaftor tablets are light orange, capsule-shaped and debossed with “T50” on one side and plain on the other
- Ivacaftor tablets are light blue, capsule-shaped, and printed with “V 75” in black ink on one side and plain on the other

Fixed-dose combination containing elexacaftor 100 mg, tezacaftor 50 mg, and ivacaftor 75 mg co-packaged with ivacaftor 150 mg:

- Elexacaftor, tezacaftor and ivacaftor tablets are orange, capsule-shaped and debossed with “T100” on one side and plain on the other
- Ivacaftor tablets are light blue, capsule-shaped, and printed with “V 150” in black ink on one side and plain on the other

### 4 CONTRAINDICATIONS

None.

### 5 WARNINGS AND PRECAUTIONS

#### 5.1 Liver Function Test Elevations

Elevated transaminases have been observed in patients with CF treated with TRIKAFTA. Bilirubin elevations have also been observed with TRIKAFTA treatment. Assessments of liver function tests (ALT, AST, and bilirubin) are recommended for all patients prior to initiating TRIKAFTA, every 3 months during the first year of treatment, and annually thereafter. In the event of significant elevations in liver function tests, e.g. ALT or AST >5 x the upper limit of normal (ULN) or ALT or AST >3 x ULN with bilirubin >2 x ULN, dosing should be interrupted and laboratory tests closely followed until the abnormalities resolve. Following the resolution of liver function test elevations, consider the benefits and risks of resuming treatment. For patients with a history of hepatobiliary disease or liver function test elevations, more frequent monitoring should be considered [see *Adverse Reactions (6.1) and Use in Specific Populations (8.7)*].

#### 5.2 Concomitant Use with CYP3A Inducers

Exposure to ivacaftor is significantly decreased and exposure to elexacaftor and tezacaftor are expected to decrease by the concomitant use of strong CYP3A inducers, which may reduce the therapeutic effectiveness of TRIKAFTA. Therefore, co-administration with strong CYP3A inducers is not recommended [see *Drug Interactions (7.1), Clinical Pharmacology (12.3) and Patient Counseling Information (17)*].

#### 5.3 Concomitant Use with CYP3A Inhibitors

Exposure to elexacaftor, tezacaftor and ivacaftor are increased when co-administered with strong or moderate CYP3A inhibitors. Therefore, the dose of TRIKAFTA should be reduced when used concomitantly with moderate or strong CYP3A inhibitors [see *Dosage and Administration (2.4), Drug Interactions (7.2), Clinical Pharmacology (12.3) and Patient Counseling Information (17)*].

#### 5.4 Cataracts

Cases of non-congenital lens opacities have been reported in pediatric patients treated with ivacaftor-containing regimens. Although other risk factors were present in some cases (such as corticosteroid use, exposure to radiation), a possible risk attributable to treatment with ivacaftor cannot be excluded. Baseline and follow-up ophthalmological examinations are recommended in pediatric patients initiating treatment with TRIKAFTA [see *Use in Specific Populations (8.4) and Patient Counseling Information (17)*].

### 6 ADVERSE REACTIONS

The following clinically significant adverse reactions are discussed in greater detail in other sections of the labeling:

- Liver Function Test Elevations [see *Warnings and Precautions (5.1)*]
- Cataracts [see *Warnings and Precautions (5.4)*]

#### 6.1 Clinical Trials Experience

Because clinical trials are conducted under widely varying conditions, adverse reaction rates observed in the clinical trials of a drug cannot be directly compared to rates in the clinical trials of another drug and may not reflect the rates observed in clinical practice.

The safety profile of TRIKAFTA is based on data from 510 CF patients aged 12 years and older in two double-blind, controlled trials of 24 weeks and 4 weeks treatment duration (Trials 1 and 2). Eligible patients were also able to participate in an open-label extension safety study (up to 96 weeks of TRIKAFTA). In the two controlled trials, a total of 257 patients aged 12 years and older received at least one dose of TRIKAFTA.

In addition, the following clinical trials have also been conducted [see *Use in Specific Population (8.4) and Clinical Pharmacology (12.3)*]:

- a 24-week open-label trial in 66 patients with CF aged 6 to less than 12 years who were either homozygous for the *F508del* mutation or heterozygous for the *F508del* mutation and a mutation on the second allele that results in either no CFTR protein or a CFTR protein that is not responsive to ivacaftor and tezacaftor/ivacaftor (Trial 3)

In Trial 1, the proportion of patients who discontinued study drug prematurely due to adverse events was 1% for TRIKAFTA-treated patients and 0% for placebo-treated patients.

In Trial 1, serious adverse reactions that occurred more frequently in TRIKAFTA-treated patients compared to placebo were rash (1% vs <1%) and influenza (1% vs 0). There were no deaths in Trials 1, 2 and 3.

Table 4 shows adverse reactions occurring in ≥5% of TRIKAFTA-treated patients and higher than placebo by ≥1% in the 24-week placebo-controlled, parallel-group trial (Trial 1).

<b>Adverse Drug Reactions (Preferred Term)</b>	<b>TRIKAFTA N=202 n (%)</b>	<b>Placebo N=201 n (%)</b>
Headache	35 (17)	30 (15)
Upper respiratory tract infection <sup>a</sup>	32 (16)	25 (12)
Abdominal pain <sup>b</sup>	29 (14)	18 (9)
Diarrhea	26 (13)	14 (7)
Rash <sup>c</sup>	21 (10)	10 (5)
Alanine aminotransferase increased	20 (10)	7 (3)
Nasal congestion	19 (9)	15 (7)
Blood creatine phosphokinase increased	19 (9)	9 (4)
Aspartate aminotransferase increased	19 (9)	4 (2)
Rhinorrhea	17 (8)	6 (3)
Rhinitis	15 (7)	11 (5)
Influenza	14 (7)	3 (1)
Sinusitis	11 (5)	8 (4)
Blood bilirubin increased	10 (5)	2 (1)

a Includes upper respiratory tract infection and viral upper respiratory tract infection  
b Includes abdominal pain, abdominal pain upper, abdominal pain lower  
c Includes: rash, rash generalized, rash erythematous, rash macular, rash pruritic

Additional adverse reactions that occurred in TRIKAFTA-treated patients at a frequency of 2 to <5% and higher than placebo by ≥1% include the following: Flatulence, abdominal distension, conjunctivitis, pharyngitis, respiratory tract infection, tonsillitis, urinary tract infection, c-reactive protein increased, hypoglycemia, dizziness, dysmenorrhea, acne, eczema and pruritus.

The safety profile for the CF patients enrolled in Trial 2 and Trial 3 was similar to that observed in Trial 1.

#### *Rash Events*

In Trial 1, the overall incidence of rash events was 10% in TRIKAFTA-treated and 5% in placebo-treated patients (see Table 4). The incidence of rash events was higher in female TRIKAFTA-treated patients (16%) than in male TRIKAFTA-treated patients (5%).

Hormonal contraceptives may play a role in the occurrence of rash. For patients taking hormonal contraceptives who develop rash, consider interrupting TRIKAFTA and hormonal contraceptives. Following the resolution of rash, consider resuming TRIKAFTA without the hormonal contraceptives. If rash does not recur, resumption of hormonal contraceptives can be considered.

#### Laboratory and Vital Sign Abnormalities

##### *Liver Function Test Elevations*

In Trial 1, the incidence of maximum transaminase (ALT or AST) >8, >5, or >3 x ULN was 1%, 2%, and 8% in TRIKAFTA-treated patients and 1%, 1%, and 5% in placebo-treated patients. The incidence of adverse reactions of transaminase elevations (AST and/or ALT) was 11% in TRIKAFTA-treated patients and 4% in placebo-treated patients.

In Trial 1, the incidence of maximum total bilirubin elevation >2 x ULN was 4% in TRIKAFTA-treated patients and <1% in placebo-treated patients. Maximum indirect and direct bilirubin elevations >1.5 x ULN occurred in 11% and 3% of TRIKAFTA-treated patients, respectively. No TRIKAFTA-treated patients developed maximum direct bilirubin elevation >2 x ULN.

During Trial 3, in patients aged 6 to less than 12 years, the incidence of maximum transaminase (ALT or AST) >8, >5, and >3 x ULN were 0%, 1.5%, and 10.6%, respectively. No TRIKAFTA-treated patients had transaminase elevation >3 x ULN associated with elevated total bilirubin >2 x ULN or discontinued treatment due to transaminase elevations.

##### *Increased Creatine Phosphokinase*

In Trial 1, the incidence of maximum creatine phosphokinase elevation >5 x ULN was 10% in TRIKAFTA-treated and 5% in placebo-treated patients. Among the TRIKAFTA-treated patients with creatine phosphokinase elevation >5 x ULN, 14% (3/21) required treatment interruption and none discontinued treatment.

##### *Increased Blood Pressure*

In Trial 1, the maximum increase from baseline in mean systolic and diastolic blood pressure was 3.5 mmHg and 1.9 mmHg, respectively for TRIKAFTA-treated patients (baseline: 113 mmHg systolic and 69 mmHg diastolic) and 0.9 mmHg and 0.5 mmHg, respectively for placebo-treated patients (baseline: 114 mmHg systolic and 70 mmHg diastolic).

The proportion of patients who had systolic blood pressure >140 mmHg and 10 mmHg increase from baseline on at least two occasions was 4% in TRIKAFTA-treated patients and 1% in placebo-treated patients. The proportion of patients who had diastolic blood pressure >90 mmHg and 5 mmHg increase from baseline on at least two occasions was 1% in TRIKAFTA-treated patients and 2% in placebo-treated patients.

With the exception of sex differences in rash, the safety profile of TRIKAFTA was generally similar across all subgroups of patients, including analysis by age, sex, baseline percent predicted FEV<sub>1</sub> (ppFEV<sub>1</sub>) and geographic regions.

## 7 DRUG INTERACTIONS

Potential for other drugs to affect elexacaftor/tezacaftor/ivacaftor

### 7.1 Inducers of CYP3A

Elexacaftor, tezacaftor and ivacaftor are substrates of CYP3A (ivacaftor is a sensitive substrate of CYP3A). Concomitant use of CYP3A inducers may result in reduced exposures and thus reduced TRIKAFTA efficacy. Co-administration of ivacaftor with rifampin, a strong CYP3A inducer, significantly decreased ivacaftor area under the curve (AUC) by 89%. Elexacaftor and tezacaftor exposures are expected to decrease during co-administration with strong CYP3A inducers. Therefore, co-administration of TRIKAFTA with strong CYP3A inducers is not recommended [see *Warnings and Precautions (5.2), Clinical Pharmacology (12.3) and Patient Counseling Information (17)*].

Examples of strong CYP3A inducers include:

- rifampin, rifabutin, phenobarbital, carbamazepine, phenytoin and St. John's wort (*Hypericum perforatum*)

### 7.2 Inhibitors of CYP3A

Co-administration with itraconazole, a strong CYP3A inhibitor, increased elexacaftor AUC by 2.8-fold and tezacaftor AUC by 4.0 to 4.5-fold. When co-administered with itraconazole and ketoconazole, ivacaftor AUC increased by 15.6-fold and 8.5-fold, respectively. The dosage of TRIKAFTA should be reduced when co-administered with strong CYP3A inhibitors [see *Dosage and Administration (2.4), Warnings and Precautions (5.3), Clinical Pharmacology (12.3) and Patient Counseling Information (17)*].

Examples of strong CYP3A inhibitors include:

- ketoconazole, itraconazole, posaconazole and voriconazole
- telithromycin and clarithromycin

Simulations indicated that co-administration with moderate CYP3A inhibitors may increase elexacaftor and tezacaftor AUC by approximately 1.9 to 2.3-fold and 2.1-fold, respectively. Co-administration of fluconazole increased ivacaftor AUC by 2.9-fold. The dosage of TRIKAFTA should be reduced when co-administered with moderate CYP3A inhibitors [see *Dosage and Administration (2.4), Warnings and Precautions (5.3), Clinical Pharmacology (12.3) and Patient Counseling Information (17)*].

Examples of moderate CYP3A inhibitors include:

- fluconazole
- erythromycin

Co-administration of TRIKAFTA with grapefruit juice, which contains one or more components that moderately inhibit CYP3A, may increase exposure of elexacaftor, tezacaftor and ivacaftor; therefore, food or drink containing grapefruit should be avoided during treatment with TRIKAFTA [see *Dosage and Administration (2.4) and Patient Counseling Information (17)*].

### 7.3 Ciprofloxacin

Ciprofloxacin had no clinically relevant effect on the exposure of tezacaftor or ivacaftor and is not expected to affect the exposure of elexacaftor. Therefore, no dose adjustment is necessary during concomitant administration of TRIKAFTA with ciprofloxacin [see *Clinical Pharmacology (12.3)*].

Potential for elexacaftor/tezacaftor/ivacaftor to affect other drugs

### 7.4 CYP2C9 Substrates

Ivacaftor may inhibit CYP2C9; therefore, monitoring of the international normalized ratio (INR) during co-administration of TRIKAFTA with warfarin is recommended. Other medicinal products for which exposure may be increased by TRIKAFTA include glimepiride and glipizide; these medicinal products should be used with caution [see *Clinical Pharmacology (12.3)*].

### 7.5 Transporters

Co-administration of ivacaftor or tezacaftor/ivacaftor with digoxin, a sensitive P-gp substrate, increased digoxin AUC by 1.3-fold, consistent with weak inhibition of P-gp by ivacaftor. Administration of TRIKAFTA may increase systemic exposure of medicinal products that are sensitive substrates of P-gp, which may increase or prolong their therapeutic effect and adverse reactions. When used concomitantly with digoxin or other substrates of P-gp with a narrow therapeutic index such as cyclosporine, everolimus, sirolimus and tacrolimus, caution and appropriate monitoring should be used [see *Clinical Pharmacology (12.3)*].

Elexacaftor and M23-ELX inhibit uptake by OATP1B1 and OATP1B3 *in vitro*. Co-administration of TRIKAFTA may increase exposures of medicinal products that are substrates of these transporters, such as statins, glyburide, nateglinide and repaglinide. When used concomitantly with substrates of OATP1B1 or OATP1B3, caution and appropriate monitoring should be used [see *Clinical Pharmacology (12.3)*]. Bilirubin is an OATP1B1 and OATP1B3 substrate.

### 7.6 Hormonal Contraceptives

TRIKAFTA has been studied with ethinyl estradiol/levonorgestrel and was found to have no clinically relevant effect on the exposures of the oral contraceptive. TRIKAFTA is not expected to have an impact on the efficacy of oral contraceptives.

## 8 USE IN SPECIFIC POPULATIONS

### 8.1 Pregnancy

#### Risk Summary

There are limited and incomplete human data from clinical trials on the use of TRIKAFTA or its individual components, elexacaftor, tezacaftor and ivacaftor, in pregnant women to inform a drug-associated risk. Although there are no animal reproduction studies with the concomitant administration of elexacaftor, tezacaftor and ivacaftor, separate reproductive and developmental studies were conducted with each active component of TRIKAFTA in pregnant rats and rabbits.

In animal embryo fetal development (EFD) studies oral administration of elexacaftor to pregnant rats and rabbits during organogenesis demonstrated no teratogenicity or adverse developmental effects at doses that produced maternal exposures up to approximately 2 times the exposure at the maximum recommended human dose (MRHD) in rats and 4 times the MRHD in rabbits [based on summed AUCs of elexacaftor and its metabolite (for rat) and AUC of elexacaftor (for rabbit)]. Oral administration of tezacaftor to pregnant rats and rabbits during organogenesis demonstrated no teratogenicity or adverse developmental effects at doses that produced maternal exposures up to approximately 3 times the exposure at the MRHD in rats and 0.2 time the MRHD in rabbits (based on summed AUCs of tezacaftor and M1-TEZ). Oral administration of ivacaftor to pregnant rats and rabbits during organogenesis demonstrated no teratogenicity or adverse developmental effects at doses that produced maternal exposures up to approximately 5 and 14 times the exposure at the MRHD, respectively [based on summed AUCs of ivacaftor and its metabolites (for rat) and AUC of ivacaftor (for rabbit)]. No adverse developmental effects were observed after oral administration of elexacaftor, tezacaftor or ivacaftor to pregnant rats from the period of organogenesis through lactation at doses that produced maternal exposures approximately 1 time, approximately 1 time and 3 times the exposures at the MRHD, respectively [based on summed AUCs of parent and metabolite(s)] (*see Data*).

The background risk of major birth defects and miscarriage for the indicated population is unknown. In the U.S. general population, the estimated background risk of major birth defects and miscarriage in clinically recognized pregnancies is 2% to 4% and 15% to 20%, respectively.

## Data

### Animal Data

#### Elexacaftor

In an EFD study in pregnant rats dosed during the period of organogenesis from gestation Days 6-17, elexacaftor was not teratogenic and did not affect fetal survival at exposures up to 9 times the MRHD (based on summed AUC for elexacaftor and its metabolite at maternal doses up to 40 mg/kg/day). Lower mean fetal body weights were observed at doses  $\geq 25$  mg/kg/day that produced maternal exposures  $\geq 4$  times the MRHD. In an EFD study in pregnant rabbits dosed during the period of organogenesis from gestation Days 7-20, elexacaftor was not teratogenic at exposures up to 4 times the MRHD (based on AUC of elexacaftor at maternal doses up to 125 mg/kg/day). In a pre- and postnatal development (PPND) study in pregnant rats dosed from gestation Day 6 through lactation Day 18, elexacaftor did not cause developmental defects in pups at maternal doses up to 10 mg/kg/day (approximately 1 time the MRHD based on summed AUCs of elexacaftor and its metabolite). Placental transfer of elexacaftor was observed in pregnant rats.

#### Tezacaftor

In an EFD study in pregnant rats dosed during the period of organogenesis from gestation Days 6-17 and in pregnant rabbits dosed during the period of organogenesis from gestation Days 7-20, tezacaftor was not teratogenic and did not affect fetal development or survival at exposures up to 3 and 0.2 times, respectively the MRHD (based on summed AUCs of tezacaftor and M1-TEZ). Lower fetal body weights were observed in rabbits at a maternally toxic dose that produced exposures approximately 1 time the MRHD (based on summed AUCs of tezacaftor and M1-TEZ at a maternal dose of 50 mg/kg/day). In a PPND study in pregnant rats dosed from gestation Day 6 through lactation Day 18, tezacaftor had no adverse developmental effects on pups at an exposure of approximately 1 time the MRHD (based on summed AUCs for tezacaftor and M1-TEZ at a maternal dose of 25 mg/kg/day). Decreased fetal body weights and early developmental delays in pinna detachment, eye opening and righting reflex occurred at a maternally toxic dose (based on maternal weight loss) that produced exposures approximately 1 time the exposure at the MRHD (based on summed AUCs for tezacaftor and M1-TEZ at a maternal oral dose of 50 mg/kg/day). Placental transfer of tezacaftor was observed in pregnant rats.

#### Ivacaftor

In an EFD study in pregnant rats dosed during the period of organogenesis from gestation Days 7-17 and in pregnant rabbits dosed during the period of organogenesis from gestation Days 7-19, ivacaftor was not teratogenic and did not affect fetal survival at exposures up to 5 and 14 times, respectively, the MRHD [based on summed AUCs of ivacaftor and its metabolites (for rat) and AUC of ivacaftor (for rabbit)]. In a PPND study in pregnant rats dosed from gestation Day 7 through lactation Day 20, ivacaftor had no effects on delivery or growth and development of offspring at exposures up to 3 times the MRHD (based on summed AUCs for ivacaftor and its metabolites at maternal oral doses up to 100 mg/kg/day). Decreased fetal body weights were observed at a maternally toxic dose that produced exposures 5 times the MRHD (based on summed AUCs of ivacaftor and its metabolites). Placental transfer of ivacaftor was observed in pregnant rats and rabbits.

## 8.2 Lactation

### Risk Summary

There is no information regarding the presence of elexacaftor, tezacaftor, or ivacaftor in human milk, the effects on the breastfed infant, or the effects on milk production. Elexacaftor, tezacaftor, and ivacaftor are excreted into the milk of lactating rats (*see Data*). The developmental and health benefits of breastfeeding should be considered along with the mother's clinical need for TRIKAFTA and any potential adverse effects on the breastfed child from TRIKAFTA or from the underlying maternal condition.

## Data

### Elexacaftor

Lactal excretion of elexacaftor in rats was demonstrated following a single oral dose (10 mg/kg) of  $^{14}\text{C}$ -elexacaftor administered 6 to 10 days postpartum to lactating dams. Exposure of  $^{14}\text{C}$ -elexacaftor in milk was approximately 0.4 time the value observed in plasma (based on  $\text{AUC}_{0-72\text{h}}$ ).

### Tezacaftor

Lactal excretion of tezacaftor in rats was demonstrated following a single oral dose (30 mg/kg) of  $^{14}\text{C}$ -tezacaftor administered 6 to 10 days postpartum to lactating dams. Exposure of  $^{14}\text{C}$ -tezacaftor in milk was approximately 3 times higher than in plasma (based on  $\text{AUC}_{0-72\text{h}}$ ).

### Ivacaftor

Lactal excretion of ivacaftor in rats was demonstrated following a single oral dose (100 mg/kg) of  $^{14}\text{C}$ -ivacaftor administered 9 to 10 days postpartum to lactating dams. Exposure of  $^{14}\text{C}$ -ivacaftor in milk was approximately 1.5 times higher than in plasma (based on  $\text{AUC}_{0-24\text{h}}$ ).

## 8.4 Pediatric Use

The safety and effectiveness of TRIKAFTA for the treatment of CF in patients aged 6 to less than 18 years who have at least one *F508del* mutation in the *CFTR* gene or a mutation in the *CFTR* gene that is responsive based on *in vitro* data has been established. Use of TRIKAFTA for this indication was supported by evidence from two adequate and well-controlled studies in CF patients aged 12 years and older (Trial 1 and Trial 2) and one open-label study in CF patients aged 6 to less than 12 years (Trial 3). In these trials, a total of 138 patients (aged 6 to less than 18 years) received TRIKAFTA, including:

- In Trial 1, 56 adolescents aged 12 to less than 18 years who had an *F508del* mutation on one allele and a mutation on the second allele that results in either no CFTR protein or a CFTR protein that is not responsive to ivacaftor and tezacaftor/ivacaftor [*see Adverse Reactions (6) and Clinical Studies (14)*].

- In Trial 2, 16 adolescents aged 12 to less than 18 years who were homozygous for the *F508del* mutation [see *Adverse Reactions (6) and Clinical Studies (14)*].
- In Trial 3, 66 children aged 6 to less than 12 years who were homozygous for the *F508del* mutation or heterozygous for the *F508del* mutation with a mutation on the second allele that results in either no CFTR protein or a CFTR protein that is not responsive to ivacaftor and tezacaftor/ivacaftor [see *Adverse Reactions (6) and Clinical Pharmacology (12.3)*].

The effectiveness of TRIKAFTA in patients aged 6 to less than 12 years was extrapolated from patients aged 12 years and older with support from population pharmacokinetic analyses showing elexacaftor, tezacaftor and ivacaftor exposure levels in patients aged 6 to less than 12 years within the range of exposures observed in patients aged 12 years and older [see *Clinical Pharmacology (12.3)*]. Safety of TRIKAFTA in this population was derived from a 24-week, open-label, clinical trial in 66 patients aged 6 to less than 12 years (mean age at baseline 9.3 years) administered either a total dose of elexacaftor 100 mg/tezacaftor 50 mg/ivacaftor 75 mg in the morning and ivacaftor 75 mg in the evening (for patients weighing less than 30 kgs) or a total dose of elexacaftor 200 mg/tezacaftor 100 mg/ivacaftor 150 mg in the morning and ivacaftor 150 mg in the evening (for patients weighing 30 kgs or more) (Trial 3). The safety profile of patients in this trial was similar to that observed in Trial 1 [see *Adverse Reactions (6)*].

The safety and effectiveness of TRIKAFTA in patients with CF younger than 6 years of age have not been established.

#### Juvenile Animal Toxicity Data

Findings of cataracts were observed in juvenile rats dosed from postnatal Day 7 through 35 with ivacaftor dose levels of 10 mg/kg/day and higher (0.21 time the MRHD based on systemic exposure of ivacaftor and its metabolites). This finding has not been observed in older animals [see *Warnings and Precautions (5.4) and Patient Counseling Information (17)*].

Studies were conducted with tezacaftor in juvenile rats starting at postnatal day (PND) 21 and ranging up to PNDs 35 to 49. Findings of convulsions and death were observed in juvenile rats that received a tezacaftor dose level of 100 mg/kg/day (approximately equivalent to 1.9 times the MRHD based on summed AUCs of tezacaftor and its metabolite, M1-TEZ). A no effect dose level was identified at 30 mg/kg/day (approximately equivalent to 0.8 times the MRHD based on summed AUCs of tezacaftor and its metabolite, M1-TEZ). Findings were dose related and generally more severe when dosing with tezacaftor was initiated earlier in the postnatal period (PND 7, which would be approximately equivalent to a human neonate). Tezacaftor and its metabolite, M1-TEZ, are substrates for P-glycoprotein. Lower brain levels of P-glycoprotein activity in younger rats resulted in higher brain levels of tezacaftor and M1-TEZ. These findings are not relevant for the indicated pediatric population 6 to 11 years of age, for whom levels of P-glycoprotein activity are equivalent to levels observed in adults.

#### **8.5 Geriatric Use**

Clinical studies of TRIKAFTA did not include any patients aged 65 years and older.

#### **8.6 Renal Impairment**

TRIKAFTA has not been studied in patients with severe renal impairment or end-stage renal disease. No dosage adjustment is recommended in patients with mild (eGFR 60 to <90 mL/min/1.73 m<sup>2</sup>) or moderate (eGFR 30 to <60 mL/min/1.73 m<sup>2</sup>) renal impairment. Use with caution in patients with severe (eGFR <30 mL/min/1.73 m<sup>2</sup>) renal impairment or end-stage renal disease [see *Clinical Pharmacology (12.3)*].

#### **8.7 Hepatic Impairment**

No dose modification is recommended for patients with mild hepatic impairment (Child-Pugh Class A). Treatment is not recommended for patients with moderate hepatic impairment (Child-Pugh Class B). In a clinical study of 11 subjects with moderate hepatic impairment, one subject developed total and direct bilirubin elevations >2 x ULN, and a second subject developed direct bilirubin elevation >4.5 x ULN. Use of TRIKAFTA in patients with moderate hepatic impairment should only be considered when there is a clear medical need and the benefit exceeds the risk. If used in patients with moderate hepatic impairment, TRIKAFTA should be used with caution at a reduced dose (see Table 2). Liver function tests should be closely monitored in patients with mild and moderate hepatic impairment. TRIKAFTA has not been studied in patients with severe hepatic impairment (Child-Pugh Class C), but the exposure is expected to be higher than in patients with moderate hepatic impairment. TRIKAFTA should not be used in patients with severe hepatic impairment [see *Dosage and Administration (2.3), Warnings and Precautions (5.1), Clinical Pharmacology (12.3) and Patient Counseling Information (17)*].

#### **8.8 Patients with Severe Lung Dysfunction**

Trial 1 included a total of 18 patients receiving TRIKAFTA with ppFEV<sub>1</sub> <40 at baseline. The safety and efficacy in this subgroup were comparable to those observed in the overall population.

### **10 OVERDOSAGE**

No specific antidote is available for overdosage with TRIKAFTA. Treatment of overdosage consists of general supportive measures including monitoring of vital signs and observation of the clinical status of the patient.

### **11 DESCRIPTION**

TRIKAFTA is a co-package of elexacaftor, tezacaftor and ivacaftor fixed-dose combination tablets and ivacaftor tablets. Both tablets are for oral administration.

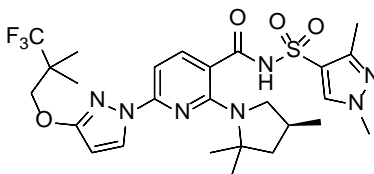
The elexacaftor, tezacaftor and ivacaftor fixed-dose combination tablets are available as: orange, capsule-shaped, film-coated tablet containing 100 mg of elexacaftor, 50 mg of tezacaftor, 75 mg of ivacaftor, or light-orange, capsule-shaped, film-coated tablet containing 50 mg of elexacaftor, 25 mg of tezacaftor, 37.5 mg of ivacaftor. The fixed-dose combination tablet contains the following inactive ingredients: hypromellose, hypromellose acetate succinate, sodium lauryl sulfate, croscarmellose sodium, microcrystalline cellulose and magnesium stearate. The tablet film coat contains hypromellose, hydroxypropyl cellulose, titanium dioxide, talc, iron oxide yellow and iron oxide red.

The ivacaftor tablet is available as a light blue, capsule-shaped, film-coated tablet containing 150 mg or 75 mg of ivacaftor and the following inactive ingredients: colloidal silicon dioxide, croscarmellose sodium, hypromellose acetate succinate, lactose monohydrate, magnesium stearate, microcrystalline cellulose and sodium lauryl sulfate. The tablet film coat contains carnauba wax, FD&C Blue #2, PEG 3350, polyvinyl alcohol, talc and titanium dioxide. The printing ink contains ammonium hydroxide, iron oxide black, propylene glycol and shellac.

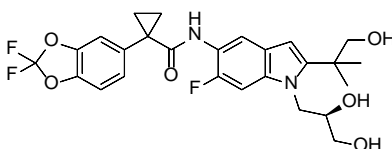
The active ingredients of TRIKAFTA are described below.

Elexacaftor

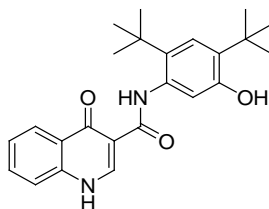
Elexacaftor is a white solid that is practically insoluble in water (<1 mg/mL). Its chemical name is N-(1,3-dimethyl-1H-pyrazole-4-sulfonyl)-6-[3-(3,3,3-trifluoro-2,2-dimethylpropoxy)-1H-pyrazol-1-yl]-2-[(4S)-2,2,4-trimethylpyrrolidin-1-yl]pyridine-3-carboxamide. Its molecular formula is C<sub>26</sub>H<sub>34</sub>N<sub>7</sub>O<sub>4</sub>SF<sub>3</sub> and its molecular weight is 597.66. Elexacaftor has the following structural formula:

Tezacaftor

Tezacaftor is a white to off-white solid that is practically insoluble in water (<5 microgram/mL). Its chemical name is 1-(2,2-difluoro-2H-1,3-benzodioxol-5-yl)-N-{1-[(2R)-2,3-dihydroxypropyl]-6-fluoro-2-(1-hydroxy-2-methylpropan-2-yl)-1H-indol-5-yl}cyclopropane-1-carboxamide. Its molecular formula is C<sub>26</sub>H<sub>27</sub>N<sub>2</sub>F<sub>3</sub>O<sub>6</sub> and its molecular weight is 520.50. Tezacaftor has the following structural formula:

Ivacaftor

Ivacaftor is a white to off-white crystalline solid that is practically insoluble in water (<0.05 microgram/mL). Pharmacologically it is a CFTR potentiator. Its chemical name is N-(2,4-di-tert-butyl-5-hydroxyphenyl)-1,4-dihydro-4-oxoquinoline-3-carboxamide. Its molecular formula is C<sub>24</sub>H<sub>28</sub>N<sub>2</sub>O<sub>3</sub> and its molecular weight is 392.49. Ivacaftor has the following structural formula:

**12 CLINICAL PHARMACOLOGY****12.1 Mechanism of Action**

Elexacaftor and tezacaftor bind to different sites on the CFTR protein and have an additive effect in facilitating the cellular processing and trafficking of select mutant forms of CFTR (including F508del-CFTR) to increase the amount of CFTR protein delivered to the cell surface compared to either molecule alone. Ivacaftor potentiates the channel open probability (or gating) of the CFTR protein at the cell surface.

The combined effect of elexacaftor, tezacaftor and ivacaftor is increased quantity and function of CFTR at the cell surface, resulting in increased CFTR activity as measured by CFTR mediated chloride transport.

CFTR Chloride Transport Assay in Fischer Rat Thyroid (FRT) cells expressing mutant CFTR

The chloride transport response of mutant CFTR protein to elexacaftor/tezacaftor/ivacaftor was determined in Ussing chamber electrophysiology studies using a panel of FRT cell lines transfected with individual *CFTR* mutations. Elexacaftor/tezacaftor/ivacaftor increased chloride transport in FRT cells expressing *CFTR* mutations that result in CFTR protein being delivered to the cell surface.

The *in vitro* CFTR chloride transport response threshold was designated as a net increase of at least 10% of normal over baseline because it is predictive or reasonably expected to predict clinical benefit. For individual mutations, the magnitude of the net change over baseline in CFTR-mediated chloride transport *in vitro* is not correlated with the magnitude of clinical response.

Table 5 lists responsive *CFTR* mutations based on *in vitro* data in FRT cells indicating that elexacaftor/tezacaftor/ivacaftor increases chloride transport to at least 10% of normal over baseline.



3141del9	E822K	G1069R	L967S	R117L	S912L
546insCTA	F191V	G1244E	L997F	R117P	S945L
A46D	F311del	G1249R	L1077P	R170H	S977F
A120T	F311L	G1349D	L1324P	R258G	S1159F
A234D	F508C	H139R	L1335P	R334L	S1159P
A349V	F508C;S1251N <sup>†</sup>	H199Y	L1480P	R334Q	S1251N
A455E	F508del*	H939R	M152V	R347H	S1255P
A554E	F575Y	H1054D	M265R	R347L	T338I
A1006E	F1016S	H1085P	M952I	R347P	T1036N
A1067T	F1052V	H1085R	M952T	R352Q	T1053I
D110E	F1074L	H1375P	M1101K	R352W	V201M
D110H	F1099L	I148T	P5L	R553Q	V232D
D192G	G27R	I175V	P67L	R668C	V456A
D443Y	G85E	I336K	P205S	R751L	V456F
D443Y;G576A;R668C <sup>†</sup>	G126D	I502T	P574H	R792G	V562I
D579G	G178E	I601F	Q98R	R933G	V754M
D614G	G178R	I618T	Q237E	R1066H	V1153E
D836Y	G194R	I807M	Q237H	R1070Q	V1240G
D924N	G194V	I980K	Q359R	R1070W	V1293G
D979V	G314E	I1027T	Q1291R	R1162L	W361R
D1152H	G463V	I1139V	R31L	R1283M	W1098C
D1270N	G480C	I1269N	R74Q	R1283S	W1282R
E56K	G551D	I1366N	R74W	S13F	Y109N
E60K	G551S	K1060T	R74W;D1270N <sup>†</sup>	S341P	Y161D
E92K	G576A	L15P	R74W;V201M <sup>†</sup>	S364P	Y161S
E116K	G576A;R668C <sup>†</sup>	L165S	R74W;V201M;D1270N <sup>†</sup>	S492F	Y563N
E193K	G622D	L206W	R75Q	S549N	Y1014C
E403D	G628R	L320V	R117C	S549R	Y1032C
E474K	G970D	L346P	R117G	S589N	
E588V	G1061R	L453S	R117H	S737F	

\* F508del is a responsive CFTR mutation based on both clinical and *in vitro* data [see Clinical Studies (14)].  
<sup>†</sup> Complex/compound mutations where a single allele of the CFTR gene has multiple mutations; these exist independent of the presence of mutations on the other allele.

## 12.2 Pharmacodynamics

### Sweat Chloride Evaluation

In Trial 1 (patients with an F508del mutation on one allele and a mutation on the second allele that results in either no CFTR protein or a CFTR protein that is not responsive ivacaftor and tezacaftor/ivacaftor), a reduction in sweat chloride was observed from baseline at Week 4 and sustained through the 24-week treatment period [see Clinical Studies (14.1)]. In Trial 2 (patients homozygous for the F508del mutation), a reduction in sweat chloride was observed from baseline at Week 4 [see Clinical Studies (14.2)]. In Trial 3 (patients aged 6 to less than 12 years who are homozygous for the F508del mutation or heterozygous for the F508del mutation and a mutation on the second allele that results in either no CFTR protein or a CFTR protein that is not responsive ivacaftor and tezacaftor/ivacaftor), the mean absolute change in sweat chloride from baseline through Week 24 was -60.9 mmol/L (95% CI: -63.7, -58.2).

### Cardiac Electrophysiology

At doses up to 2 times the maximum recommended dose of elexacaftor and 3 times the maximum recommended dose of tezacaftor and ivacaftor, the QT/QTc interval in healthy subjects was not prolonged to any clinically relevant extent.

## 12.3 Pharmacokinetics

The pharmacokinetics of elexacaftor, tezacaftor and ivacaftor are similar between healthy adult subjects and patients with CF. The pharmacokinetic parameters for elexacaftor, tezacaftor and ivacaftor in patients with CF aged 12 years and older are shown in Table 6.

	<b>Elexacaftor</b>	<b>Tezacaftor</b>	<b>Ivacaftor</b>
<b>General Information</b>			
AUC <sub>ss</sub> (SD), mcg·h/mL <sup>a</sup>	162 (47.5) <sup>b</sup>	89.3 (23.2) <sup>b</sup>	11.7 (4.01) <sup>c</sup>
C <sub>max</sub> (SD), mcg/mL <sup>a</sup>	9.2 (2.1)	7.7 (1.7)	1.2 (0.3)
Time to Steady State, days	Within 7 days	Within 8 days	Within 3-5 days
Accumulation Ratio	2.2	2.07	2.4
<b>Absorption</b>			
Absolute Bioavailability	80%	Not determined	Not determined
Median T <sub>max</sub> (range), hours	6 (4 to 12)	3 (2 to 4)	4 (3 to 6)
Effect of Food	AUC increases 1.9- to 2.5-fold (moderate-fat meal)	No clinically significant effect	Exposure increases 2.5- to 4-fold
<b>Distribution</b>			
Mean (SD) Apparent Volume of Distribution, L <sup>d</sup>	53.7 (17.7)	82.0 (22.3)	293 (89.8)
Protein Binding <sup>e</sup>	>99%	approximately 99%	approximately 99%
<b>Elimination</b>			
Mean (SD) Effective Half-Life, hours <sup>f</sup>	27.4 (9.31)	25.1 (4.93)	15.0 (3.92)

Table 6: Pharmacokinetic Parameters of TRIKAFTA Components			
	Elexacaftor	Tezacaftor	Ivacaftor
Mean (SD) Apparent Clearance, L/hours	1.18 (0.29)	0.79 (0.10)	10.2 (3.13)
<i>Metabolism</i>			
Primary Pathway	CYP3A4/5	CYP3A4/5	CYP3A4/5
Active Metabolites	M23-ELX	M1-TEZ	M1-IVA
Metabolite Potency Relative to Parent	Similar	Similar	approximately 1/6 <sup>th</sup> of parent
<i>Excretion<sup>§</sup></i>			
Primary Pathway	<ul style="list-style-type: none"> <li>Feces: 87.3% (primarily as metabolites)</li> <li>Urine: 0.23%</li> </ul>	<ul style="list-style-type: none"> <li>Feces: 72% (unchanged or as M2-TEZ)</li> <li>Urine: 14% (0.79% unchanged)</li> </ul>	<ul style="list-style-type: none"> <li>Feces: 87.8%</li> <li>Urine: 6.6%</li> </ul>
<p><sup>a</sup> Based on elexacaftor 200 mg and tezacaftor 100 mg once daily/ivacaftor 150 mg every 12 hours at steady state in patients with CF aged 12 year and older.</p> <p><sup>b</sup> AUC<sub>0-24h</sub>.</p> <p><sup>c</sup> AUC<sub>0-12h</sub>.</p> <p><sup>d</sup> Elexacaftor, tezacaftor and ivacaftor do not partition preferentially into human red blood cells.</p> <p><sup>e</sup> Elexacaftor and tezacaftor bind primarily to albumin. Ivacaftor primarily bind to albumin, alpha 1-acid glycoprotein and human gamma-globulin.</p> <p><sup>f</sup> Mean (SD) terminal half-lives of elexacaftor, tezacaftor and ivacaftor are approximately 24.7 (4.87) hours, 60.3 (15.7) hours and 13.1 (2.98) hours, respectively.</p> <p><sup>§</sup> Following radiolabeled doses.</p> <p>AUC<sub>ss</sub>: area under the concentration versus time curve at steady state; SD: Standard Deviation; C<sub>max</sub>: maximum observed concentration; T<sub>max</sub>: time of maximum concentration; AUC: area under the concentration versus time curve.</p>			

### Specific Populations

#### Pediatric patients 6 to less than 12 years of age

Elexacaftor, tezacaftor and ivacaftor exposures observed in patients aged 6 to less than 12 years as determined using population PK analysis are presented by age group and dose administered in Table 7. Elexacaftor, tezacaftor and ivacaftor exposures in this patient population are within the range observed in patients aged 12 years and older.

Table 7: Mean (SD) Elexacaftor, Tezacaftor and Ivacaftor Exposures Observed at Steady State by Age Group and Dose Administered				
Age group	Dose	Elexacaftor AUC <sub>0-24h,ss</sub> (mcg·h/mL)	Tezacaftor AUC <sub>0-24h,ss</sub> (mcg·h/mL)	Ivacaftor AUC <sub>0-12h,ss</sub> (mcg·h/mL)
Patients aged 6 to less than 12 years weighing less than 30 kgs (N=36)	elexacaftor 100 mg qd/ tezacaftor 50 mg qd/ ivacaftor 75 mg q12h	116 (39.4)	67.0 (22.3)	9.78 (4.50)
Patients aged 6 to less than 12 years weighing 30 kgs or more (N=30)	elexacaftor 200 mg qd/ tezacaftor 100 mg qd/ ivacaftor 150 mg q12h	195 (59.4)	103 (23.7)	17.5 (4.97)
SD: Standard Deviation; AUC <sub>ss</sub> : area under the concentration versus time curve at steady state.				

#### Pediatric patients 12 to less than 18 years of age

The following conclusions about exposures between adults and the pediatric population are based on population pharmacokinetic (PK) analyses. Following oral administration of TRIKAFTA to patients 12 to less than 18 years of age (elexacaftor 200 mg qd/tezacaftor 100 mg qd/ivacaftor 150 mg q12h), the mean (±SD) AUC<sub>ss</sub> was 147 (36.8) mcg·h/mL, 88.8 (21.8) mcg·h/mL and 10.6 (3.35) mcg·h/mL, respectively for elexacaftor, tezacaftor and ivacaftor, similar to the AUC<sub>ss</sub> in adult patients.

#### Patients with Renal Impairment

Renal excretion of elexacaftor, tezacaftor and ivacaftor is minimal. Elexacaftor alone or in combination with tezacaftor and ivacaftor has not been studied in subjects with severe (eGFR <30 mL/min/1.73 m<sup>2</sup>) renal impairment or end stage renal disease. Based on population PK analyses, the clearance of elexacaftor and tezacaftor was similar in subjects with mild (eGFR 60 to <90 mL/min/1.73 m<sup>2</sup>) or moderate (eGFR 30 to <60 mL/min/1.73 m<sup>2</sup>) renal impairment relative to patients with normal renal function [see Use in Specific Populations (8.6)].

#### Patients with Hepatic Impairment

Elexacaftor alone or in combination with tezacaftor and ivacaftor has not been studied in subjects with severe hepatic impairment (Child-Pugh Class C, score 10-15). In a clinical study, following multiple doses of elexacaftor, tezacaftor and ivacaftor for 10 days, subjects with moderately impaired hepatic function (Child-Pugh Class B, score 7 to 9) had 25% higher AUC and 12% higher C<sub>max</sub> for elexacaftor, 73% higher AUC and 70% higher C<sub>max</sub> for M23-ELX, 36% higher AUC and 24% higher C<sub>max</sub> for combined elexacaftor and M23-ELX, 20% higher AUC and similar C<sub>max</sub> for tezacaftor and 1.5-fold higher AUC and 10% higher C<sub>max</sub> for ivacaftor compared with healthy subjects matched for demographics [see Dosage and Administration (2.3), Use in Specific Populations (8.7) and Patient Counseling Information (17)].

#### Tezacaftor and ivacaftor

Following multiple doses of tezacaftor and ivacaftor for 10 days, subjects with moderately impaired hepatic function had an approximately 36% higher AUC and a 10% higher in C<sub>max</sub> for tezacaftor and a 1.5-fold higher AUC but similar C<sub>max</sub> for ivacaftor compared with healthy subjects matched for demographics.

#### Ivacaftor

In a study with ivacaftor alone, subjects with moderately impaired hepatic function had similar ivacaftor C<sub>max</sub>, but an approximately 2.0-fold higher ivacaftor AUC<sub>0-∞</sub> compared with healthy subjects matched for demographics.

### Male and Female Patients

Based on population PK analysis, the exposures of elexacaftor, tezacaftor and ivacaftor are similar in males and females.

### Drug Interactions Studies

Drug interaction studies were performed with elexacaftor, tezacaftor and/or ivacaftor and other drugs likely to be co-administered or drugs commonly used as probes for pharmacokinetic interaction studies [see *Drug Interactions (7)*].

### Potential for Elexacaftor, Tezacaftor and/or Ivacaftor to Affect Other Drugs

Based on *in vitro* results, elexacaftor and tezacaftor have a low potential to inhibit CYP1A2, CYP2B6, CYP2C8, CYP2C9, CYP2C19, CYP2D6 and CYP3A4, whereas ivacaftor has the potential to inhibit CYP2C8, CYP2C9 and CYP3A. However, clinical studies showed that the combination regimen of tezacaftor/ivacaftor is not an inhibitor of CYP3A and ivacaftor is not an inhibitor of CYP2C8 or CYP2D6.

Based on *in vitro* results, elexacaftor, tezacaftor and ivacaftor are not likely to induce CYP3A, CYP1A2 and CYP2B6.

Based on *in vitro* results, elexacaftor and tezacaftor have a low potential to inhibit the transporter P-gp, while ivacaftor has the potential to inhibit P-gp. Co-administration of tezacaftor/ivacaftor with digoxin, a sensitive P-gp substrate, increased digoxin exposure by 1.3-fold in a clinical study. Based on *in vitro* results, elexacaftor and M23-ELX may inhibit OATP1B1 and OATP1B3 uptake. Tezacaftor has a low potential to inhibit BCRP, OCT2, OAT1, or OAT3. Ivacaftor is not an inhibitor of the transporters OCT1, OCT2, OAT1, or OAT3.

The effects of elexacaftor, tezacaftor and/or ivacaftor on the exposure of co-administered drugs are shown in Table 8 [see *Drug Interactions (7)*].

Dose and Schedule		Effect on Other Drug PK	Geometric Mean Ratio (90% CI) of Other Drug No Effect=1.0	
			AUC	C <sub>max</sub>
Midazolam 2 mg single oral dose	TEZ 100 mg qd/IVA 150 mg q12h	↔ Midazolam	1.12 (1.01, 1.25)	1.13 (1.01, 1.25)
Digoxin 0.5 mg single dose	TEZ 100 mg qd/IVA 150 mg q12h	↑ Digoxin	1.30 (1.17, 1.45)	1.32 (1.07, 1.64)
Oral Contraceptive Ethinyl estradiol 30 µg/Levonorgestrel 150 µg qd	ELX 200 mg qd/TEZ 100 mg qd/IVA 150 mg q12h	↑ Ethinyl estradiol*	1.33 (1.20, 1.49)	1.26 (1.14, 1.39)
		↑ Levonorgestrel*	1.23 (1.10, 1.37)	1.10 (0.985, 1.23)
Rosiglitazone 4 mg single oral dose	IVA 150 mg q12h	↔ Rosiglitazone	0.975 (0.897, 1.06)	0.928 (0.858, 1.00)
Desipramine 50 mg single dose	IVA 150 mg q12h	↔ Desipramine	1.04 (0.985, 1.10)	1.00 (0.939, 1.07)

↑ = increase, ↓ = decrease, ↔ = no change. CI = Confidence interval; ELX= elexacaftor; TEZ = tezacaftor; IVA = ivacaftor; PK = Pharmacokinetics  
\* Effect not clinically significant [see *Drug Interactions (7.6)*].

### Potential for Other Drugs to Affect Elexacaftor, Tezacaftor and/or Ivacaftor

*In vitro* studies showed that elexacaftor, tezacaftor and ivacaftor are all metabolized by CYP3A. Exposure to elexacaftor, tezacaftor and ivacaftor may be reduced by concomitant CYP3A inducers and increased by concomitant CYP3A inhibitors.

*In vitro* studies showed that elexacaftor and tezacaftor are substrates for the efflux transporter P-gp, but ivacaftor is not. Elexacaftor and ivacaftor are not substrates for OATP1B1 or OATP1B3; tezacaftor is a substrate for OATP1B1, but not OATP1B3. Tezacaftor is a substrate for BCRP.

The effects of co-administered drugs on the exposure of elexacaftor, tezacaftor and/or ivacaftor are shown in Table 9 [see *Dosage and Administration (2.4)* and *Drug Interactions (7)*].

Dose and Schedule		Effect on ELX, TEZ and/or IVA PK	Geometric Mean Ratio (90% CI) of Elexacaftor, Tezacaftor and Ivacaftor No Effect = 1.0	
			AUC	C <sub>max</sub>
Itraconazole 200 mg q12h on Day 1, followed by 200 mg qd	TEZ 25 mg qd + IVA 50 mg qd	↑ Tezacaftor	4.02 (3.71, 4.63)	2.83 (2.62, 3.07)
		↑ Ivacaftor	15.6 (13.4, 18.1)	8.60 (7.41, 9.98)
Itraconazole 200 mg qd	ELX 20 mg + TEZ 50 mg single dose	↑ Elexacaftor	2.83 (2.59, 3.10)	1.05 (0.977, 1.13)
		↑ Tezacaftor	4.51 (3.85, 5.29)	1.48 (1.33, 1.65)
Ketoconazole 400 mg qd	IVA 150 mg single dose	↑ Ivacaftor	8.45 (7.14, 10.0)	2.65 (2.21, 3.18)
Ciprofloxacin 750 mg q12h	TEZ 50 mg q12h + IVA 150 mg q12h	↔ Tezacaftor	1.08 (1.03, 1.13)	1.05 (0.99, 1.11)
		↑ Ivacaftor*	1.17 (1.06, 1.30)	1.18 (1.06, 1.31)

Dose and Schedule		Effect on ELX, TEZ and/or IVA PK	Geometric Mean Ratio (90% CI) of Elexacaftor, Tezacaftor and Ivacaftor No Effect = 1.0	
			AUC	C <sub>max</sub>
Rifampin 600 mg qd	IVA 150 mg single dose	↓ Ivacaftor	0.114 (0.097, 0.136)	0.200 (0.168, 0.239)
Fluconazole 400 mg single dose on Day 1, followed by 200 mg qd	IVA 150 mg q12h	↑ Ivacaftor	2.95 (2.27, 3.82)	2.47 (1.93, 3.17)

↑ = increase, ↓ = decrease, ↔ = no change. CI = Confidence interval; ELX= elexacaftor; TEZ = tezacaftor; IVA = ivacaftor; PK = Pharmacokinetics  
\* Effect is not clinically significant [see *Drug Interactions (7.3)*].

### 13 NONCLINICAL TOXICOLOGY

#### 13.1 Carcinogenesis, Mutagenesis, Impairment of Fertility

No studies of carcinogenicity, mutagenicity, or impairment of fertility were conducted with the combination of elexacaftor, tezacaftor and ivacaftor; however, separate studies of elexacaftor, tezacaftor and ivacaftor are described below.

##### Elexacaftor

A 6-month study in Tg.rasH2 transgenic mice showed no evidence of tumorigenicity at 50 mg/kg/day dose, the highest dose tested.

Elexacaftor was negative for genotoxicity in the following assays: Ames test for bacterial gene mutation, *in vitro* mammalian cell micronucleus assay in TK6 cells, and *in vivo* mouse micronucleus test.

Elexacaftor did not cause reproductive system toxicity in male rats at 55 mg/kg/day and female rats at 25 mg/kg/day, equivalent to approximately 6 times and 4 times the MRHD, respectively (based on summed AUCs of elexacaftor and its metabolite). Elexacaftor did not cause embryonic toxicity at 35 mg/kg/day which was the highest dose tested, equivalent to approximately 7 times the MHRD (based on summed AUCs of elexacaftor and its metabolite). Lower male and female fertility, male copulation and female conception indices were observed in males at 75 mg/kg/day and females at 35 mg/kg/day, equivalent to approximately 6 times and 7 times, respectively, the MRHD (based on summed AUCs of elexacaftor and its metabolite).

##### Tezacaftor

A 2-year study in Sprague-Dawley rats and a 6-month study in Tg.rasH2 transgenic mice were conducted to assess the carcinogenic potential of tezacaftor. No evidence of tumorigenicity from tezacaftor was observed in male and female rats at oral doses up to 50 and 75 mg/kg/day (approximately 1 and 2 times the MRHD based on summed AUCs of tezacaftor and its metabolites in males and females, respectively). No evidence of tumorigenicity was observed in male and female Tg.rasH2 transgenic mice at tezacaftor doses up to 500 mg/kg/day.

Tezacaftor was negative for genotoxicity in the following assays: Ames test for bacterial gene mutation, *in vitro* chromosomal aberration assay in Chinese hamster ovary cells and *in vivo* mouse micronucleus test.

There were no effects on male or female fertility and early embryonic development in rats at oral tezacaftor doses up to 100 mg/kg/day (approximately 3 times the MRHD based on summed AUC of tezacaftor and M1-TEZ).

##### Ivacaftor

Two-year studies were conducted in CD-1 mice and Sprague-Dawley rats to assess the carcinogenic potential of ivacaftor. No evidence of tumorigenicity from ivacaftor was observed in mice or rats at oral doses up to 200 mg/kg/day and 50 mg/kg/day, respectively (approximately equivalent to 2 and 7 times the MRHD, respectively, based on summed AUCs of ivacaftor and its metabolites).

Ivacaftor was negative for genotoxicity in the following assays: Ames test for bacterial gene mutation, *in vitro* chromosomal aberration assay in Chinese hamster ovary cells and *in vivo* mouse micronucleus test.

Ivacaftor impaired fertility and reproductive performance indices in male and female rats at 200 mg/kg/day (approximately 7 and 5 times, respectively, the MRHD based on summed AUCs of ivacaftor and its metabolites). Increases in prolonged diestrus were observed in females at 200 mg/kg/day. Ivacaftor also increased the number of females with all nonviable embryos and decreased corpora lutea, implantations and viable embryos in rats at 200 mg/kg/day (approximately 5 times the MRHD based on summed AUCs of ivacaftor and its metabolites) when dams were dosed prior to and during early pregnancy. These impairments of fertility and reproductive performance in male and female rats at 200 mg/kg/day were attributed to severe toxicity.

### 14 CLINICAL STUDIES

#### Efficacy:

The efficacy of TRIKAFTA in patients with CF aged 12 years and older was evaluated in two double blind, controlled trials (Trials 1 and 2).

Trial 1 was a 24-week, randomized, double-blind, placebo-controlled study in patients who had an *F508del* mutation on one allele and a mutation on the second allele that results in either no CFTR protein or a CFTR protein that is not responsive to ivacaftor and tezacaftor/ivacaftor. An interim analysis was planned when at least 140 patients completed Week 4 and at least 100 patients completed Week 12.

Trial 2 was a 4-week, randomized, double-blind, active-controlled study in patients who are homozygous for the *F508del* mutation. Patients received tezacaftor 100 mg qd/ivacaftor 150 mg q12h during a 4-week open-label run-in period and were then randomized and dosed to receive TRIKAFTA or tezacaftor 100 mg qd/ivacaftor 150 mg q12h during a 4-week double-blind treatment period.

Patients in Trials 1 and 2 had a confirmed diagnosis of CF and at least one *F508del* mutation. Patients discontinued any previous CFTR modulator therapies, but continued on their other standard-of-care CF therapies (e.g., bronchodilators, inhaled antibiotics, dornase alfa and hypertonic saline). Patients had a ppFEV<sub>1</sub> at screening between 40-90%. Patients with a history of colonization with organisms associated with a more rapid decline in pulmonary status, including but not limited to *Burkholderia cenocepacia*, *Burkholderia dolosa*, or *Mycobacterium abscessus*, or who had an abnormal liver function test at screening (ALT, AST, ALP,

or GGT  $\geq 3$  x ULN, or total bilirubin  $\geq 2$  x ULN), were excluded from the trials. Patients in Trials 1 and 2 were eligible to roll over into a 96-week open-label extension study.

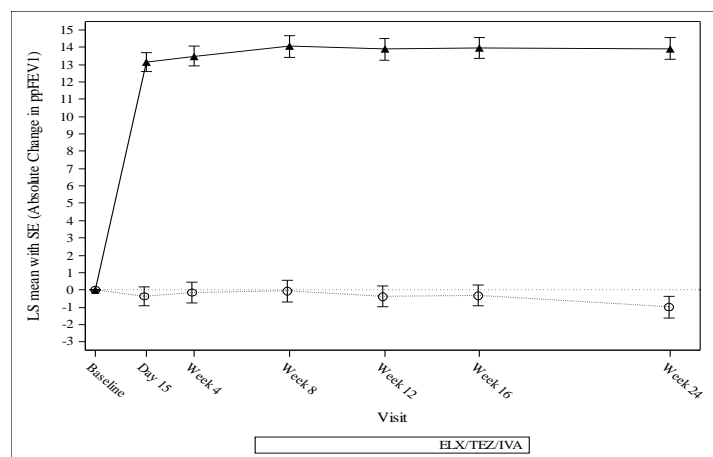
#### 14.1 Trial 1

Trial 1 evaluated 403 patients (200 TRIKAFTA, 203 placebo) with CF aged 12 years and older (mean age 26.2 years). The mean ppFEV<sub>1</sub> at baseline was 61.4% (range: 32.3%, 97.1%). The primary endpoint assessed at the time of interim analysis was mean absolute change in ppFEV<sub>1</sub> from baseline at Week 4. The final analysis tested all key secondary endpoints in the 403 patients who completed the 24-week study participation, including absolute change in ppFEV<sub>1</sub> from baseline through Week 24; absolute change in sweat chloride from baseline at Week 4 and through Week 24; number of pulmonary exacerbations through Week 24; absolute change in BMI from baseline at Week 24, and absolute change in CFQ-R Respiratory Domain Score (a measure of respiratory symptoms relevant to patients with CF, such as cough, sputum production and difficulty breathing) from baseline at Week 4 and through Week 24.

Of the 403 patients included in the interim analysis, the treatment difference between TRIKAFTA and placebo for the mean absolute change from baseline in ppFEV<sub>1</sub> at Week 4 was 13.8 percentage points (95% CI: 12.1, 15.4;  $P < 0.0001$ ).

The treatment difference between TRIKAFTA and placebo for mean absolute change in ppFEV<sub>1</sub> from baseline through Week 24 was 14.3 percentage points (95% CI: 12.7, 15.8;  $P < 0.0001$ ). Mean improvement in ppFEV<sub>1</sub> was observed at the first assessment on Day 15 and sustained through the 24-week treatment period (see Figure 1). Improvements in ppFEV<sub>1</sub> were observed regardless of age, baseline ppFEV<sub>1</sub>, sex and geographic region. See Table 10 for a summary of primary and key secondary outcomes in Trial 1.

Table 10: Primary and Key Secondary Efficacy Analyses (Trial 1)		
Analysis	Statistic	Treatment Difference* for TRIKAFTA (N=200) vs Placebo (N=203)
<b>Primary (Interim Full Analysis Set)**</b>		
Absolute change in ppFEV <sub>1</sub> from baseline at Week 4 (percentage points)	Treatment difference (95% CI) P value	13.8 (12.1, 15.4) $P < 0.0001$
<b>Key Secondary (Full Analysis Set)#</b>		
Absolute change in ppFEV <sub>1</sub> from baseline through Week 24 (percentage points)	Treatment difference (95% CI) P value	14.3 (12.7, 15.8) $P < 0.0001$
Number of pulmonary exacerbations from baseline through Week 24 <sup>‡§</sup>	Rate ratio (95% CI) P value	0.37 (0.25, 0.55) $P < 0.0001$
Absolute change in sweat chloride from baseline through Week 24 (mmol/L)	Treatment difference (95% CI) P value	-41.8 (-44.4, -39.3) $P < 0.0001$
Absolute change in CFQ-R respiratory domain score from baseline through Week 24 (points)	Treatment difference (95% CI) P value	20.2 (17.5, 23.0) $P < 0.0001$
Absolute change in BMI from baseline at Week 24 (kg/m <sup>2</sup> )	Treatment difference (95% CI) P value	1.04 (0.85, 1.23) $P < 0.0001$
Absolute change in sweat chloride from baseline at Week 4 (mmol/L)	Treatment difference (95% CI) P value	-41.2 (-44.0, -38.5) $P < 0.0001$
Absolute change in CFQ-R respiratory domain score from baseline at Week 4 (points)	Treatment difference (95% CI) P value	20.1 (16.9, 23.2) $P < 0.0001$
ppFEV <sub>1</sub> : percent predicted forced expiratory volume in 1 second; CI: confidence interval; CFQ-R: Cystic Fibrosis Questionnaire-Revised; BMI: body mass index. * Treatment difference provided as the outcome measure for changes in ppFEV <sub>1</sub> , sweat chloride, CFQ-R and BMI; Rate ratio provided as the outcome measure for the number of pulmonary exacerbations. ** Primary endpoint was based on interim analysis in 403 patients. # Key secondary endpoints were tested at the final analysis in 403 patients. ‡ A pulmonary exacerbation was defined as a change in antibiotic therapy (IV, inhaled, or oral) as a result of 4 or more of 12 pre-specified sino-pulmonary signs/symptoms. § Number of pulmonary exacerbation events (event rate per year calculated based on 48 weeks per year) in the TRIKAFTA group were 41 (0.37) and 113 (0.98) in the placebo group.		

**Figure 1: Absolute Change from Baseline in Percent Predicted FEV<sub>1</sub> at Each Visit in Trial 1**


#### 14.2 Trial 2

Trial 2 evaluated 107 patients with CF aged 12 years and older (mean age 28.4 years). The mean ppFEV<sub>1</sub> at baseline, following the 4-week open-label run-in period with tezacaftor/ivacaftor was 60.9% (range: 35.0%, 89.0%). The primary endpoint was mean absolute change in ppFEV<sub>1</sub> from baseline at Week 4 of the double-blind treatment period. The key secondary efficacy endpoints were absolute change in sweat chloride and CFQ-R Respiratory Domain Score from baseline at Week 4. Treatment with TRIKAFTA compared to tezacaftor/ivacaftor resulted in a statistically significant improvement in ppFEV<sub>1</sub> of 10.0 percentage points (95% CI: 7.4, 12.6;  $P < 0.0001$ ). Mean improvement in ppFEV<sub>1</sub> was observed at the first assessment on Day 15. Improvements in ppFEV<sub>1</sub> were observed regardless of age, sex, baseline ppFEV<sub>1</sub> and geographic region. See Table 11 for a summary of primary and key secondary outcomes.

**Table 11: Primary and Key Secondary Efficacy Analyses, Full Analysis Set (Trial 2)**

Analysis*	Statistic	Treatment Difference for TRIKAFTA (N=55) vs Tezacaftor/Ivacaftor <sup>#</sup> (N=52)
<b>Primary</b>		
Absolute change in ppFEV <sub>1</sub> from baseline at Week 4 (percentage points)	Treatment difference (95% CI) <i>P</i> value	10.0 (7.4, 12.6) $P < 0.0001$
<b>Key Secondary</b>		
Absolute change in sweat chloride from baseline at Week 4 (mmol/L)	Treatment difference (95% CI) <i>P</i> value	-45.1 (-50.1, -40.1) $P < 0.0001$
Absolute change in CFQ-R respiratory domain score from baseline at Week 4 (points)	Treatment difference (95% CI) <i>P</i> value	17.4 (11.8, 23.0) $P < 0.0001$

ppFEV<sub>1</sub>: percent predicted forced expiratory volume in 1 second; CI: confidence interval; CFQ-R: Cystic Fibrosis Questionnaire-Revised.  
 \* Baseline for primary and key secondary endpoints is defined as the end of the 4-week tezacaftor/ivacaftor run-in period.  
<sup>#</sup> Regimen of tezacaftor 100 mg qd/ivacaftor 150 mg q12h.

#### 16 HOW SUPPLIED/STORAGE AND HANDLING

TRIKAFTA is supplied as a co-packaged blister pack sealed into a printed wallet, containing elexacaftor, tezacaftor and ivacaftor fixed-dose combination tablets and ivacaftor tablets. Four such wallets are placed in a printed outer carton.

- The elexacaftor 50 mg, tezacaftor 25 mg and ivacaftor 37.5 mg tablets are supplied as light orange, capsule-shaped tablets; each containing 50 mg of elexacaftor, 25 mg of tezacaftor and 37.5 mg of ivacaftor. Each tablet is debossed with "T50" on one side and plain on the other. Ivacaftor 75 mg tablets are supplied as light blue, film-coated, capsule-shaped tablets; each containing 75 mg of ivacaftor. Each tablet is printed with the characters "V 75" in black ink on one side and plain on the other. TRIKAFTA is supplied as:

84-count tablet carton  
(4 wallets, each wallet containing 14 tablets of elexacaftor, tezacaftor and ivacaftor and 7 tablets of ivacaftor)

NDC 51167-106-02

- The elexacaftor 100 mg, tezacaftor 50 mg and ivacaftor 75 mg tablets are supplied as orange, capsule-shaped tablets; each containing 100 mg of elexacaftor, 50 mg of tezacaftor and 75 mg of ivacaftor. Each tablet is debossed with "T100" on one side and plain on the other. Ivacaftor 150 mg tablets are supplied as light blue, film-coated, capsule-shaped tablets; each containing 150 mg of ivacaftor. Each tablet is printed with the characters "V 150" in black ink on one side and plain on the other. TRIKAFTA is supplied as:

84-count tablet carton  
(4 wallets, each wallet containing 14 tablets of elexacaftor, tezacaftor and ivacaftor and 7 tablets of ivacaftor)

NDC 51167-331-01

Store at 68°F - 77°F (20°C - 25°C); excursions permitted to 59°F - 86°F (15°C - 30°C) [see USP Controlled Room Temperature].

#### 17 PATIENT COUNSELING INFORMATION

Advise the patient to read the FDA-approved patient labeling (Patient Information).

Liver Function Test Elevations and Monitoring

Inform patients that elevation in transaminases has occurred in patients treated with TRIKAFTA. Elevations in bilirubin have also been observed with TRIKAFTA treatment. Liver function tests (ALT, AST and bilirubin) should be assessed prior to initiating TRIKAFTA, every 3 months during the first year of treatment, and annually thereafter. More frequent monitoring should be considered in patients with a history of hepatobiliary disease or liver function test elevations [see *Warnings and Precautions (5.1)*].

Drug Interactions with CYP3A Inducers and Inhibitors

Ask patients to tell you all the medications they are taking including any herbal supplements or vitamins. Co-administration of TRIKAFTA with strong CYP3A inducers (e.g., rifampin, St. John's wort) is not recommended, as they may reduce the efficacy of TRIKAFTA. Dose reduction to two elexacaftor/tezacaftor/ivacaftor tablets twice a week, taken approximately 3 to 4 days apart is recommended when co-administered with strong CYP3A inhibitors, such as ketoconazole. Advise the patient not to take the evening dose of ivacaftor. Dose reduction to two elexacaftor/tezacaftor/ivacaftor tablets and one ivacaftor tablet taken on alternate days is recommended when co-administered with moderate CYP3A inhibitors, such as fluconazole. Advise the patient not to take the evening dose of ivacaftor. Food or drink containing grapefruit should be avoided [see *Dosage and Administration (2)*, *Warnings and Precautions (5)*, *Drug Interactions (7)* and *Clinical Pharmacology (12.3)*].

Use in Patients with Hepatic Impairment

No dose adjustment is recommended for patients with mild hepatic impairment (Child-Pugh Class A, score 5-6). See Table 2. Liver function tests should be closely monitored.

Treatment is not recommended for patients with moderate hepatic impairment (Child-Pugh Class B, score 7-9). Use of TRIKAFTA in patients with moderate hepatic impairment should only be considered when there is a clear medical need and the benefit exceeds the risk. If used in patients with moderate hepatic impairment, TRIKAFTA should be used with caution at a reduced dose (see Table 2). Liver function tests should be closely monitored.

TRIKAFTA has not been studied in patients with severe hepatic impairment (Child-Pugh Class C, score 10-15), but the exposure is expected to be higher than in patients with moderate hepatic impairment. TRIKAFTA should not be used in patients with severe hepatic impairment. Inquire and/or assess whether patients have liver impairment [see *Dosage and Administration (2.3)*, *Warnings and Precautions (5.1)*, *Use in Specific Populations (8.7)* and *Clinical Pharmacology (12.3)*].

Cataracts

Inform patients that abnormality of the eye lens (cataract) has been noted in some children and adolescents receiving ivacaftor-containing regimens. Baseline and follow-up ophthalmological examinations should be performed in pediatric patients initiating treatment with TRIKAFTA [see *Warnings and Precautions (5.4)* and *Use in Specific Populations (8.4)*].

Administration

Inform patients that TRIKAFTA is best absorbed by the body when taken with food that contains fat. A typical CF diet will satisfy this requirement. Examples include eggs, butter, peanut butter, whole-milk dairy products (such as whole milk, cheese and yogurt), etc. [see *Dosage and Administration (2.1)* and *Clinical Pharmacology (12.3)*].

Patients should be informed about what to do in the event they miss a dose of elexacaftor/tezacaftor/ivacaftor tablets or ivacaftor tablet:

- If 6 hours or less have passed since the missed morning or evening dose is usually taken, patients should be instructed to take the prescribed dose with fat-containing food as soon as possible.
- If more than 6 hours have passed since:
  - the time the **morning** dose is usually taken, patients should be instructed to take the morning dose as soon as possible, and **not** take the evening dose. Patients should take the next scheduled morning dose at the usual time.
  - the time the **evening** dose is usually taken, patients should be instructed to **not** take the missed evening dose. Patients should take the next scheduled morning dose at the usual time.
- Patients should be instructed to not take the morning and evening doses at the same time.
- Patients should be advised to contact their health care provider if they have questions.



Manufactured for  
Vertex Pharmaceuticals Incorporated  
50 Northern Avenue  
Boston, MA 02210

Approved June 2021

TRIKAFTA, VERTEX and associated logos are registered trademarks of Vertex Pharmaceuticals Incorporated.

All other trademarks referenced herein are the property of their respective owners.

©2021 Vertex Pharmaceuticals Incorporated

ALL RIGHTS RESERVED

**Patient Information is perforated for dispensing to the patient.**

Patient Information  
**TRIKAFTA® (tri-KAF-tuh)**  
 (elexacaftor/tezacaftor/ivacaftor tablets; ivacaftor tablets)  
 for oral use

**What is TRIKAFTA?**

- TRIKAFTA is a prescription medicine used for the treatment of cystic fibrosis (CF) in people aged 6 years and older who have at least one copy of the F508del mutation in the cystic fibrosis transmembrane conductance regulator (CFTR) gene or another mutation that is responsive to treatment with TRIKAFTA.
- Talk to your doctor to learn if you have an indicated CF gene mutation.

It is not known if TRIKAFTA is safe and effective in children under 6 years of age.

**Who should not take TRIKAFTA?**

**Do not take TRIKAFTA if you take certain medicines or herbal supplements such as:**

- antibiotics such as rifampin (RIFAMATE®, RIFATER®) or rifabutin (MYCOBUTIN®)
- seizure medicines such as phenobarbital, carbamazepine (TEGRETOL®, CARBATROL®, EQUETRO®), or phenytoin (DILANTIN®, PHENYTEK®)
- St. John's wort

Talk to your doctor before taking TRIKAFTA if you take any of the medicines or herbal supplements listed above.

**Before taking TRIKAFTA, tell your doctor about all of your medical conditions, including if you:**

- have kidney problems.
- have or have had liver problems.
- are pregnant or plan to become pregnant. It is not known if TRIKAFTA will harm your unborn baby. You and your doctor should decide if you will take TRIKAFTA while you are pregnant.
- are breastfeeding or planning to breastfeed. It is not known if TRIKAFTA passes into your breast milk. You and your doctor should decide if you will take TRIKAFTA while you are breastfeeding.

TRIKAFTA may affect the way other medicines work and other medicines may affect how TRIKAFTA works.

**Tell your doctor about all the medicines you take**, including prescription and over-the-counter medicines, vitamins and herbal supplements. The dose of TRIKAFTA may need to be adjusted when taken with certain medicines. Ask your doctor or pharmacist for a list of these medicines if you are not sure.

Especially tell your doctor if you take:

- antifungal medicines including ketoconazole (such as NIZORAL®), itraconazole (such as SPORANOX®), posaconazole (such as NOXAFIL®), voriconazole (such as VFEND®), or fluconazole (such as DIFLUCAN®)
- antibiotics including telithromycin (such as KETEK®), clarithromycin (such as BIAXIN®), or erythromycin (such as ERY-TAB®)
- other medicines including rifampin, rifabutin, phenobarbital, carbamazepine, phenytoin and St. John's wort (see *'Who should not take TRIKAFTA' section*).

Know the medicines you take. Keep a list of them to show your doctor and pharmacist when you get a new medicine.

**How should I take TRIKAFTA?**

- Take TRIKAFTA exactly as your doctor tells you to take it.
- Take TRIKAFTA by mouth only.
- TRIKAFTA consists of 2 different tablets.
- TRIKAFTA Tablets (age 6 to less than 12 years weighing less than 30 kgs):
  - The light orange tablet is marked with 'T50' and each tablet contains the medicines elexacaftor, tezacaftor and ivacaftor. Take 2 light orange tablets in the morning.
  - The light blue tablet is marked with 'V 75' and contains the medicine ivacaftor. Take 1 light blue tablet in the evening.
- TRIKAFTA Tablets (age 6 to less than 12 years weighing 30 kgs or more, and age 12 years and older):
  - The orange tablet is marked with 'T100' and each tablet contains the medicines elexacaftor, tezacaftor and ivacaftor. Take 2 orange tablets in the morning.
  - The light blue tablet is marked with 'V 150' and contains the medicine ivacaftor. Take 1 light blue tablet in the evening.
- Take the morning and the evening tablets about **12 hours** apart.



- **Always take TRIKAFTA with food that contains fat.** Examples of fat-containing foods include butter, peanut butter, eggs, nuts, meat and whole-milk dairy products such as whole milk, cheese and yogurt.
- If you miss a dose of TRIKAFTA and:
  - it is **6 hours or less** from the time you usually take the morning dose or the evening dose, **take the missed dose** with food that contains fat as soon as you can. Then take your next dose at your usual time.
  - it is **more than 6 hours** from the time you usually take the morning dose, **take the missed dose** with food that contains fat as soon as you can. **Do not take the evening dose.**
  - it is **more than 6 hours** from the time you usually take the evening dose, **do not take the missed dose.** Take your next morning dose at the usual time with food that contains fat.
- Do not take more than your usual dose of TRIKAFTA to make up for a missed dose.

**What should I avoid while taking TRIKAFTA?**

- TRIKAFTA can cause dizziness in some people who take it. Do not drive a car, use machinery, or do anything that needs you to be alert until you know how TRIKAFTA affects you.
- Avoid food or drink that contains grapefruit while you are taking TRIKAFTA.

**What are the possible side effects of TRIKAFTA?**

**TRIKAFTA can cause serious side effects, including:**

- **High liver enzymes in the blood** is a common side effect in people treated with TRIKAFTA. These can be serious and may be a sign of liver injury. Your doctor will do blood tests to check your liver:
  - before you start TRIKAFTA
  - every 3 months during your first year of taking TRIKAFTA
  - then every year while you are taking TRIKAFTA

Your doctor may do blood tests to check the liver more often if you have had high liver enzymes in your blood in the past.

Call your doctor right away if you have any of the following symptoms of liver problems:

- pain or discomfort in the upper right stomach (abdominal) area
- nausea or vomiting
- yellowing of your skin or the white part of your eyes
- dark, amber-colored urine
- loss of appetite

- **Abnormality of the eye lens (cataract)** has happened in some children and adolescents treated with TRIKAFTA. If you are a child or adolescent, your doctor should perform eye examinations before and during treatment with TRIKAFTA to look for cataracts.

The most common side effects of TRIKAFTA include:

- |   |  |
|---|--|
| • headache  | • increase in liver enzymes  |
| • upper respiratory tract infection (common cold) including stuffy and runny nose | • increase in a certain blood enzyme called creatine phosphokinase |
| • stomach (abdominal) pain  | • flu (influenza)  |
| • diarrhea  | • inflamed sinuses   |
| • rash  | • increase in blood bilirubin                                      |

These are not all the possible side effects of TRIKAFTA.

Call your doctor for medical advice about side effects. You may report side effects to FDA at 1-800-FDA-1088.

**How should I store TRIKAFTA?**

- Store TRIKAFTA at room temperature between 68°F to 77°F (20°C to 25°C).
- Do not use TRIKAFTA after the expiration date on the package.

**Keep TRIKAFTA and all medicines out of the reach of children.**

**General information about the safe and effective use of TRIKAFTA.**

Medicines are sometimes prescribed for purposes other than those listed in a Patient Information leaflet. Do not use TRIKAFTA for a condition for which it was not prescribed. Do not give TRIKAFTA to other people, even if they have the same symptoms you have. It may harm them. You can ask your pharmacist or doctor for information about TRIKAFTA that is written for health professionals.

**What are the ingredients in TRIKAFTA?**

**Elexacaftor/tezacaftor/ivacaftor tablets:**

**Active ingredients:** elexacaftor, tezacaftor and ivacaftor.

**Inactive ingredients:** hypromellose, hypromellose acetate succinate, sodium lauryl sulfate, croscarmellose sodium, microcrystalline cellulose, magnesium stearate, hydroxypropyl cellulose, titanium dioxide, talc, iron oxide yellow and iron oxide red.

**Ivacaftor tablets:**

**Active ingredients:** ivacaftor.

**Inactive ingredients:** colloidal silicon dioxide, croscarmellose sodium, hypromellose acetate succinate, lactose monohydrate, magnesium stearate, microcrystalline cellulose, sodium lauryl sulfate, carnauba wax, FD&C Blue #2, PEG 3350, polyvinyl alcohol, talc, titanium dioxide, ammonium hydroxide, iron oxide black, propylene glycol and shellac.



Manufactured for: Vertex Pharmaceuticals Incorporated; 50 Northern Avenue, Boston, MA 02210

TRIKAFTA, VERTEX and associated logos are registered trademarks of Vertex Pharmaceuticals Incorporated.

All other trademarks referenced herein are the property of their respective owners.

©2021 Vertex Pharmaceuticals Incorporated

For more information, go to [www.trikafta.com](http://www.trikafta.com) or call 1-877-752-5933.

This Patient Information has been approved by the U.S. Food and Drug Administration.

Revised 06/2021