

## HIGHLIGHTS OF PRESCRIBING INFORMATION

These highlights do not include all the information needed to use NASONEX safely and effectively. See full prescribing information for NASONEX.

**NASONEX® (mometasone furoate monohydrate) nasal spray**  
Initial U.S. Approval: 1997

### RECENT MAJOR CHANGES

Indications and Usage (1) (removed) 06/2022  
Dosage and Administration (2) (removed) 06/2022

### INDICATIONS AND USAGE

NASONEX is a corticosteroid indicated for:

- Prophylaxis of Nasal Symptoms of Seasonal Allergic Rhinitis in adult and pediatric patients 12 years of age and older (1.1)
- Treatment of Chronic Rhinosinusitis with Nasal Polyps in adult patients 18 years of age and older (1.2)

### DOSAGE AND ADMINISTRATION

For Nasal Use Only.

- Prophylaxis of Seasonal Allergic Rhinitis in Adult and Pediatric Patients 12 Years of Age and Older: 2 sprays in each nostril once daily (2.2)
- Treatment of Chronic Rhinosinusitis with Nasal Polyps in Adults (18 yrs. and older): 2 sprays in each nostril twice daily. 2 sprays in each nostril once daily may also be effective in some patients (2.3)

### DOSAGE FORMS AND STRENGTHS

Nasal spray: 50 mcg of mometasone furoate in each spray (3)

### CONTRAINDICATIONS

Patients with known hypersensitivity to mometasone furoate or any of the ingredients of NASONEX. (4)

### WARNINGS AND PRECAUTIONS

- Epistaxis, nasal ulceration, *Candida albicans* infection, nasal septal perforation, impaired wound healing. Monitor patients periodically for signs of adverse effects on the nasal mucosa. Avoid use in patients with recent nasal ulcers, nasal surgery, or nasal trauma. (5.1)
- Glaucoma and cataracts. Consider referral to an ophthalmologist in patients who develop ocular symptoms or use NASONEX long term. (5.2)
- Potential worsening of existing tuberculosis; fungal, bacterial, viral, or parasitic infections; or ocular herpes simplex. More serious or even fatal course of chickenpox or measles in susceptible patients. Use caution in patients with the above because of the potential for worsening of these infections. (5.4)
- Hypercorticism and adrenal suppression with higher than recommended dosages or at the regular dosage in susceptible individuals. If such changes occur, discontinue NASONEX slowly. (5.5)
- Potential reduction in growth velocity in children. Monitor growth routinely in pediatric patients receiving NASONEX. (5.6, 8.4)

### ADVERSE REACTIONS

The most common adverse reactions (incidence  $\geq 5\%$ ) included headache, viral infection, pharyngitis, epistaxis and cough. (6)

To report SUSPECTED ADVERSE REACTIONS, contact Organon LLC, a subsidiary of Organon & Co., at 1-844-674-3200 or FDA at 1-800-FDA-1088 or [www.fda.gov/medwatch](http://www.fda.gov/medwatch).

See 17 for PATIENT COUNSELING INFORMATION and FDA-approved patient labeling.

Revised: 6/2022

## FULL PRESCRIBING INFORMATION: CONTENTS\*

### 1 INDICATIONS AND USAGE

- 1.1 Prophylaxis of Seasonal Allergic Rhinitis
- 1.2 Treatment of Chronic Rhinosinusitis with Nasal Polyps

### 2 DOSAGE AND ADMINISTRATION

- 2.1 Preparation and Administration
- 2.2 Recommended Dosage for Prophylaxis of Seasonal Allergic Rhinitis
- 2.3 Recommended Dosage for Treatment of Chronic Rhinosinusitis with Nasal Polyps

### 3 DOSAGE FORMS AND STRENGTHS

### 4 CONTRAINDICATIONS

### 5 WARNINGS AND PRECAUTIONS

- 5.1 Local Nasal Adverse Reactions
- 5.2 Glaucoma and Cataracts
- 5.3 Hypersensitivity Reactions
- 5.4 Immunosuppression and Risk of Infections
- 5.5 Hypercorticism and Adrenal Suppression
- 5.6 Effect on Growth

### 6 ADVERSE REACTIONS

- 6.1 Clinical Trials Experience
- 6.2 Post-Marketing Experience

### 7 DRUG INTERACTIONS

### 8 USE IN SPECIFIC POPULATIONS

- 8.1 Pregnancy
- 8.2 Lactation
- 8.4 Pediatric Use
- 8.5 Geriatric Use
- 8.6 Hepatic Impairment

### 10 OVERDOSAGE

### 11 DESCRIPTION

### 12 CLINICAL PHARMACOLOGY

- 12.1 Mechanism of Action
- 12.2 Pharmacodynamics
- 12.3 Pharmacokinetics

### 13 NONCLINICAL TOXICOLOGY

- 13.1 Carcinogenesis, Mutagenesis, Impairment of Fertility
- 13.2 Animal Toxicology and/or Pharmacology

### 14 CLINICAL STUDIES

- 14.1 Prophylaxis of Seasonal Allergic Rhinitis in Adult and Pediatric Patients 12 Years of Age and Older
- 14.2 Chronic Rhinosinusitis with Nasal Polyps in Adults 18 Years of Age and Older

### 16 HOW SUPPLIED/STORAGE AND HANDLING

### 17 PATIENT COUNSELING INFORMATION

\* Sections or subsections omitted from the full prescribing information are not listed.

---

## FULL PRESCRIBING INFORMATION

### 1 INDICATIONS AND USAGE

#### 1.1 Prophylaxis of Seasonal Allergic Rhinitis

NASONEX® is indicated for the prophylaxis of the nasal symptoms of seasonal allergic rhinitis in adult and pediatric patients 12 years and older.

#### 1.2 Treatment of Chronic Rhinosinusitis with Nasal Polyps

NASONEX is indicated for the treatment of chronic rhinosinusitis with nasal polyps in adult patients 18 years of age and older.

### 2 DOSAGE AND ADMINISTRATION

#### 2.1 Preparation and Administration

Administer NASONEX by the nasal route only.

##### Initial Priming

Prior to initial use of NASONEX, the pump must be primed by actuating ten times or until a fine spray appears. The pump may be stored unused for up to 1 week without repriming.

##### Repriming (as needed)

If unused for more than 1 week, reprime by actuating two times, or until a fine spray appears.

#### 2.2 Recommended Dosage for Prophylaxis of Seasonal Allergic Rhinitis

The recommended dosage for prophylaxis treatment of nasal symptoms of seasonal allergic rhinitis in adult and pediatric patients 12 years and older is NASONEX 2 sprays (2 sprays deliver a total of 100 mcg of mometasone furoate) in each nostril once daily (total daily dose of 200 mcg).

In patients with a known seasonal allergen that precipitates nasal symptoms of seasonal allergic rhinitis, prophylaxis with 2 sprays (2 sprays deliver a total of 100 mcg of mometasone furoate) in each nostril once daily (total daily dose of 200 mcg) is recommended 2 to 4 weeks prior to the anticipated start of the pollen season.

#### 2.3 Recommended Dosage for Treatment of Chronic Rhinosinusitis with Nasal Polyps

The recommended dosage for the treatment of chronic rhinosinusitis with nasal polyps in adults 18 years and older is NASONEX 2 sprays (2 sprays deliver a total of 100 mcg of mometasone furoate) in each nostril twice daily (total daily dose of 400 mcg). A dose of 2 sprays (2 sprays deliver a total of 100 mcg of mometasone furoate) in each nostril once daily (total daily dose of 200 mcg) is also effective in some patients.

### 3 DOSAGE FORMS AND STRENGTHS

Nasal spray: 50 mcg of mometasone furoate in each spray.

### 4 CONTRAINDICATIONS

NASONEX is contraindicated in patients with known hypersensitivity to mometasone furoate or any of its ingredients [see *Warnings and Precautions* (5.3), *Description* (11)].

### 5 WARNINGS AND PRECAUTIONS

#### 5.1 Local Nasal Adverse Reactions

##### Epistaxis

Epistaxis was observed more frequently in patients with allergic rhinitis and patients with chronic rhinosinusitis with nasal polyps who received NASONEX than those who received placebo [see *Adverse Reactions* (6.1)].

##### Candida Infection

Localized infections of the nose and pharynx with *Candida albicans* has occurred from nasal administration of mometasone furoate. When such an infection develops, use of NASONEX should be discontinued and appropriate local or systemic therapy instituted, if needed.

##### Nasal Septum Perforation

Instances of nasal septum perforation occurred in patients following the nasal application of corticosteroids, including NASONEX. As with any long-term topical treatment of the nasal cavity, patients using NASONEX over several months or longer should be examined periodically for possible changes in the nasal mucosa.

##### Impaired Wound Healing

Because of the inhibitory effect of corticosteroids on wound healing, patients who have experienced recent nasal septum ulcers, nasal surgery, or nasal trauma should not use a nasal corticosteroid until healing has occurred.

#### 5.2 Glaucoma and Cataracts

Glaucoma and cataracts may be reported with systemic and topical (including nasal, inhaled and ophthalmic) corticosteroid use. Consider referral to an ophthalmologist in patients who develop ocular symptoms or use NASONEX long term [see *Adverse Reactions* (6)].

### 5.3 Hypersensitivity Reactions

Hypersensitivity reactions including instances of wheezing may occur after the nasal administration of mometasone furoate monohydrate. Discontinue NASONEX if such reactions occur [see *Contraindications (4)*].

### 5.4 Immunosuppression and Risk of Infections

Persons who are on drugs which suppress the immune system are more susceptible to infections than healthy individuals. Chickenpox and measles, for example, can have a more serious or even fatal course in nonimmune children or adults on corticosteroids. In such children or adults who have not had these diseases, particular care should be taken to avoid exposure. How the dose, route, and duration of corticosteroid administration affect the risk of developing a disseminated infection is not known. The contribution of the underlying disease and/or prior corticosteroid treatment to the risk is also not known. If exposed to chickenpox, prophylaxis with varicella zoster immune globulin (VZIG) may be indicated. If exposed to measles, prophylaxis with pooled intramuscular immunoglobulin (IG) may be indicated. (See the respective Prescribing Information for VZIG and IG.) If chickenpox develops, treatment with antiviral agents may be considered.

Corticosteroids should be used with caution, if at all, in patients with active or quiescent tuberculous infection of the respiratory tract, or in untreated fungal, bacterial, systemic viral infections, or ocular herpes simplex because of the potential for worsening of these infections.

### 5.5 Hypercorticism and Adrenal Suppression

Hypercorticism and adrenal suppression may occur when nasal corticosteroids, including NASONEX, are used at higher-than-recommended dosages [see *Dosage and Administration (2)*] or in patients at risk for such effects. If such changes occur, the dosage of NASONEX should be discontinued slowly, consistent with accepted procedures for discontinuing oral corticosteroid therapy.

### 5.6 Effect on Growth

Corticosteroids, including NASONEX, may cause a reduction in growth velocity when administered to pediatric patients. Routinely, monitor the growth of pediatric patients receiving NASONEX. To minimize the systemic effects of nasal corticosteroids, including NASONEX, titrate each patient's dose to the lowest dosage that effectively controls his/her symptoms [see *Use in Specific Populations (8.4)*].

## 6 ADVERSE REACTIONS

The following clinically significant adverse reactions are described elsewhere in labeling:

- Epistaxis, Ulcerations, *Candida albicans* Infection, Impaired Wound Healing [see *Warnings and Precautions (5.1)*]
- Glaucoma and Cataracts [see *Warnings and Precautions (5.2)*]
- Immunosuppression and Risk of Infections [see *Warnings and Precautions (5.4)*]
- Hypercorticism and Adrenal Suppression, including Growth Reduction [see *Warnings and Precautions (5.5, 5.6), Use in Specific Populations (8.4)*]

### 6.1 Clinical Trials Experience

Because clinical trials are conducted under widely varying conditions, adverse reaction rates observed in the clinical trials of a drug cannot be directly compared to rates in the clinical trials of another drug and may not reflect the rates observed in practice.

#### Allergic Rhinitis

*Adults and pediatric patients 12 years of age and older*

In controlled U.S. and international clinical studies, a total of 3210 adult and pediatric patients 12 years and older with allergic rhinitis received treatment with NASONEX at doses of 50 to 800 mcg/day. The majority of patients (n=2103) were treated with 200 mcg/day. A total of 350 adult and pediatric patients 12 years and older have been treated for one year or longer. Adverse reactions did not differ significantly based on age, sex, or race. Four percent or less of patients in clinical trials discontinued treatment because of adverse events and the discontinuation rate was similar for the vehicle and active comparators.

All adverse reactions (regardless of relationship to treatment) reported by 5% or more of adult and pediatric patients ages 12 years and older who received NASONEX, 200 mcg/day vs. placebo and that were more common with NASONEX than placebo, are displayed in Table 1 below.

**Table 1: Adult and Pediatric Patients 12 Years and Older – Adverse Reactions from Controlled Clinical Trials in Seasonal Allergic and Perennial Allergic Rhinitis (Percent of Patients Reporting)**

	NASONEX 200 mcg (n=2103) %	VEHICLE PLACEBO (n=1671) %
Headache	26	22
Viral Infection	14	11
Pharyngitis	12	10
Epistaxis/Blood-Tinged Mucus	11	6
Coughing	7	6
Upper Respiratory Tract Infection	6	2
Dysmenorrhea	5	3
Musculoskeletal Pain	5	3

Other adverse reactions which occurred in less than 5% but greater than or equal to 2% of adult and pediatric patients (ages 12 years and older) treated with NASONEX 200-mcg/day (regardless of relationship to treatment), and more frequently than in the placebo group included: arthralgia, asthma, bronchitis, chest pain, conjunctivitis, diarrhea, dyspepsia, earache, flu-like symptoms, myalgia, nausea, and rhinitis.

#### Chronic Rhinosinusitis with Nasal Polyps

##### *Adults 18 years of age and older*

In controlled clinical studies, the types of adverse reactions observed in patients with chronic rhinosinusitis with nasal polyps were similar to those observed in patients with allergic rhinitis. A total of 594 adult patients (ages 18 to 86 years) received NASONEX at doses of 200 mcg once or twice daily for up to 4 months for treatment of chronic rhinosinusitis with nasal polyps. The overall incidence of adverse reactions for patients treated with NASONEX was comparable to patients with the placebo except for epistaxis, which was 9% for 200 mcg once daily, 13% for 200 mcg twice daily, and 5% for the placebo.

Nasal ulcers and nasal and oral candidiasis were also reported in patients treated with NASONEX primarily in patients treated for longer than 4 weeks.

## **6.2 Post-Marketing Experience**

The following adverse reactions have been identified during the post-marketing period for NASONEX: nasal burning and irritation, anaphylaxis and angioedema, disturbances in taste and smell, nasal septal perforation, and vision blurred. Because these reactions are reported voluntarily from a population of uncertain size, it is not always possible to reliably estimate their frequency or establish a causal relationship to drug exposure.

## **7 DRUG INTERACTIONS**

No formal drug-drug interaction studies have been conducted with NASONEX.

#### Inhibitors of Cytochrome P450 3A4:

Studies have shown that mometasone furoate is primarily and extensively metabolized in the liver of all species investigated and undergoes extensive metabolism to multiple metabolites. *In vitro* studies have confirmed the primary role of cytochrome CYP3A4 in the metabolism of this compound.

Concomitant administration of CYP3A4 inhibitors may inhibit the metabolism of, and increase the systemic exposure to, mometasone furoate and potentially increase the risk for systemic corticosteroid side effects. Caution should be exercised when considering the coadministration of NASONEX with long-term ketoconazole and other known strong CYP3A4 inhibitors (e.g., ritonavir, cobicistat-containing products, atazanavir, clarithromycin, indinavir, itraconazole, nefazodone, nelfinavir, saquinavir, telithromycin) [see *Clinical Pharmacology* (12.3)]. Consider the benefit of coadministration versus the potential risk of systemic corticosteroid effects, in which case patients should be monitored for systemic corticosteroid side effects.

## **8 USE IN SPECIFIC POPULATIONS**

### **8.1 Pregnancy**

#### Risk Summary

Mometasone is minimally absorbed systemically following nasal use, and maternal use is not expected to result in fetal exposure to the drug. Available data from observational studies of mometasone use in pregnant women are insufficient to evaluate for a drug-associated risk of major birth defects, miscarriage or other adverse maternal or fetal outcomes. In animal reproduction studies with pregnant mice, rats, or rabbits (subcutaneous, subcutaneous/topical dermal/oral, and topical dermal/oral, respectively), mometasone furoate caused increased fetal malformations and decreased fetal survival and growth following administration of doses that produced exposures approximately 1/3 to 8 times the maximum recommended human dose (MRHD) on a mcg/m<sup>2</sup> or AUC basis [see *Data*]. However, experience with oral corticosteroids suggests that rodents are more prone to teratogenic effects from corticosteroid exposure than humans.

The estimated background risk of major birth defects and miscarriage for the indicated population is unknown. All pregnancies have a background risk of birth defect, loss, or other adverse outcomes. In the U.S. general population, the estimated risk of major birth defects and miscarriage in clinically recognized pregnancies is 2% to 4% and 15% to 20%, respectively.

#### Data

##### Animal Data

In an embryofetal development study with pregnant mice dosed throughout the period of organogenesis, mometasone furoate produced cleft palate at a dose less than the maximum recommended daily intranasal dose (MRDID) (on a mcg/m<sup>2</sup> basis with maternal subcutaneous doses of 60 mcg/kg and above) and decreased fetal survival at approximately 2 times the MRDID (on a mcg/m<sup>2</sup> basis with a maternal subcutaneous dose of 180 mcg/kg). No toxicity was observed with a dose that produced an exposure less than the MRDID (on a mcg/m<sup>2</sup> basis with maternal topical dermal doses of 20 mcg/kg and above).

In an embryofetal development study with pregnant rats dosed throughout the period of organogenesis, mometasone furoate produced fetal umbilical hernia at exposures approximately 10 times the MRDID (on a mcg/m<sup>2</sup> basis with maternal topical dermal doses of 600 mcg/kg and above) and delays in fetal ossification at a dose approximately 6 times the MRDID (on a mcg/m<sup>2</sup> basis with maternal topical dermal doses of 300 mcg/kg and above).

In another reproductive toxicity study, pregnant rats were dosed with mometasone furoate throughout pregnancy or late in gestation. Treated animals had prolonged and difficult labor, fewer live births, lower birth weight, and reduced early pup survival at a dose less than the MRDID (on a mcg/m<sup>2</sup> basis with a maternal subcutaneous dose of 15 mcg/kg). There were no findings at a dose less than the MRDID (on a mcg/m<sup>2</sup> basis with a maternal subcutaneous dose of 7.5 mcg/kg).

Embryofetal development studies were conducted with pregnant rabbits dosed with mometasone furoate by either the topical dermal route or oral route throughout the period of organogenesis. In the study using the topical dermal route, mometasone furoate caused multiple malformations in fetuses (e.g., flexed front paws, gallbladder agenesis, umbilical hernia, hydrocephaly) at doses approximately 6 times the MRDID (on a mcg/m<sup>2</sup> basis with maternal topical dermal doses of 150 mcg/kg and above). In the study using the oral route, mometasone furoate caused increased fetal resorptions and cleft

palate and/or head malformations (hydrocephaly and domed head) at a dose approximately 30 times of the MRDID (on a mcg/m<sup>2</sup> basis with a maternal oral dose of 700 mcg/kg). At approximately 110 times the MRDID (on a mcg/m<sup>2</sup> basis with a maternal oral dose of 2800 mcg/kg), most litters were aborted or resorbed. No effects were observed at a dose approximately 6 times the MRDID (on a mcg/m<sup>2</sup> basis with a maternal oral dose of 140 mcg/kg).

## 8.2 Lactation

### Risk Summary

There are no available data on the presence of NASONEX in human milk, the effects on the breastfed child, or the effects on milk production. However, mometasone is minimally absorbed systemically by the mother following nasal use, and breastfeeding is not expected to result in exposure of the infant to mometasone. The developmental and health benefits of breastfeeding should be considered along with the mother's clinical need for NASONEX and any potential adverse effects on the breastfed infant from NASONEX or from the underlying maternal condition.

## 8.4 Pediatric Use

The safety and effectiveness of NASONEX for prophylaxis of the nasal symptoms of seasonal allergic rhinitis in pediatric patients 12 years of age and older have been established [see *Adverse Reactions (6.1)* and *Clinical Studies (14.1)*]. Use of NASONEX for this indication is supported by evidence from controlled trials in adult and pediatric patients 12 years of age and older [see *Clinical Studies (14.1)*].

The safety and effectiveness of NASONEX for the treatment of chronic rhinosinusitis with nasal polyps in pediatric patients less than 18 years of age have not been established. Effectiveness was not demonstrated in one 4-month trial conducted to evaluate the safety and efficacy of NASONEX in the treatment of chronic rhinosinusitis with nasal polyps in pediatric patients 6 to 17 years of age. The primary objective of the study was to evaluate safety; efficacy parameters were collected as secondary endpoints. A total of 127 patients with chronic rhinosinusitis with nasal polyps were randomized to placebo or NASONEX 100 mcg once or twice daily (patients 6 to 11 years of age) or 200 mcg once or twice daily (patients 12 to 17 years of age). The results of this trial did not support the efficacy of NASONEX in the treatment of chronic rhinosinusitis with nasal polyps in pediatric patients. The adverse reactions reported in this trial were similar to the adverse reactions reported in patients 18 years of age and older with chronic rhinosinusitis with nasal polyps.

### Effect on Growth

Controlled clinical studies have shown nasal corticosteroids may cause a reduction in growth velocity in pediatric patients. This effect has been observed in the absence of laboratory evidence of hypothalamic-pituitary-adrenal (HPA) axis suppression, suggesting that growth velocity is a more sensitive indicator of systemic corticosteroid exposure in pediatric patients than some commonly used tests of HPA axis function. The long-term effects of this reduction in growth velocity associated with nasal corticosteroids, including the impact on final adult height, are unknown. The potential for "catch up" growth following discontinuation of treatment with nasal corticosteroids has not been adequately studied. The growth of pediatric patients receiving nasal corticosteroids, including NASONEX, should be monitored routinely (e.g., via stadiometry). The potential growth effects of prolonged treatment should be weighed against clinical benefits obtained and the availability of safe and effective noncorticosteroid treatment alternatives. To minimize the systemic effects of nasal corticosteroids, including NASONEX, each patient should be titrated to his/her lowest effective dose.

A clinical study to assess the effect of NASONEX (100 mcg total daily dose) on growth velocity has been conducted in pediatric patients 3 to 9 years of age with allergic rhinitis. No statistically significant effect on growth velocity was observed for NASONEX compared to placebo following one year of treatment. No evidence of clinically relevant HPA axis suppression was observed following a 30-minute cosyntropin infusion.

The potential of NASONEX to cause growth suppression in susceptible patients or when given at higher doses cannot be ruled out.

## 8.5 Geriatric Use

A total of 280 patients above 64 years of age with allergic rhinitis or chronic rhinosinusitis with nasal polyps (age range 64 to 86 years) have been treated with NASONEX for up to 3 or 4 months, respectively. No observed differences in safety and/or effectiveness in geriatric patients compared to younger adult patients.

## 8.6 Hepatic Impairment

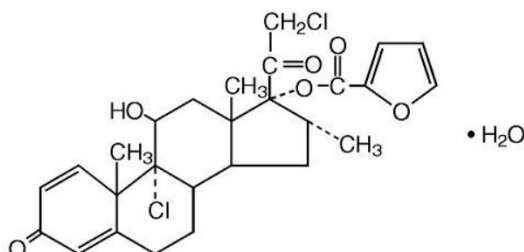
Concentrations of mometasone furoate appear to increase with severity of hepatic impairment [see *Clinical Pharmacology (12.3)*].

## 10 OVERDOSAGE

There are no data available on the effects of acute or chronic overdosage with NASONEX. Because of low systemic bioavailability, and an absence of acute drug-related systemic findings in clinical studies, overdose is unlikely to require any therapy other than observation. Chronic overdosage with any corticosteroid may result in signs or symptoms of hypercorticism [see *Warnings and Precautions (5.5)*].

## 11 DESCRIPTION

Mometasone furoate monohydrate, the active component of NASONEX Nasal Spray, 50 mcg, is an anti-inflammatory corticosteroid having the chemical name, 9,21-Dichloro-11 $\beta$ ,17-dihydroxy-16 $\alpha$ -methylpregna-1,4-diene-3,20-dione-17-(2 furoate) monohydrate, and the following chemical structure:



Mometasone furoate monohydrate is a white powder, with an empirical formula of  $C_{27}H_{30}Cl_2O_6 \cdot H_2O$ , and a molecular weight of 539.45. It is practically insoluble in water; slightly soluble in methanol, ethanol, and isopropanol; soluble in acetone and chloroform; and freely soluble in tetrahydrofuran. Its partition coefficient between octanol and water is greater than 5000.

NASONEX is a metered-dose, manual pump spray. After initial priming (10 actuations), each actuation of the pump delivers a metered spray containing 100 mcg or 100 microliter of aqueous suspension of mometasone furoate monohydrate equivalent to 50 mcg (0.05% w/w) mometasone furoate calculated on the anhydrous basis; in an aqueous medium containing benzalkonium chloride, carboxymethylcellulose sodium, citric acid, glycerin, microcrystalline cellulose, polysorbate 80 and sodium citrate. The pH is between 4.3 and 4.9.

## 12 CLINICAL PHARMACOLOGY

### 12.1 Mechanism of Action

NASONEX is a corticosteroid demonstrating potent anti-inflammatory properties. The precise mechanism of corticosteroid action on allergic rhinitis is not known. Corticosteroids have been shown to have a wide range of effects on multiple cell types (e.g., mast cells, eosinophils, neutrophils, macrophages, and lymphocytes) and mediators (e.g., histamine, eicosanoids, leukotrienes, and cytokines) involved in inflammation.

In two clinical studies utilizing nasal antigen challenge, NASONEX decreased some markers of the early- and late-phase allergic response. These observations included decreases (vs. placebo) in histamine and eosinophil cationic protein levels, and reductions (vs. baseline) in eosinophils, neutrophils, and epithelial cell adhesion proteins. The clinical significance of these findings is not known.

The effect of NASONEX on nasal mucosa following 12 months of treatment was examined in 46 patients with allergic rhinitis. There was no evidence of atrophy and there was a marked reduction in intraepithelial eosinophilia and inflammatory cell infiltration (e.g., eosinophils, lymphocytes, monocytes, neutrophils, and plasma cells).

### 12.2 Pharmacodynamics

**Adrenal Function in Adults:** Four clinical pharmacology studies have been conducted in humans to assess the effect of NASONEX at various doses on adrenal function. In one study, daily doses of 200 and 400 mcg of NASONEX and 10 mg of prednisone were compared to placebo in 64 patients (22 to 44 years of age) with allergic rhinitis. Adrenal function before and after 36 consecutive days of treatment was assessed by measuring plasma cortisol levels following a 6-hour Cortrosyn (ACTH) infusion and by measuring 24-hour urinary free cortisol levels. NASONEX at both the 200- and 400-mcg dose, was not associated with a statistically significant decrease in mean plasma cortisol levels post-Cortrosyn infusion or a statistically significant decrease in the 24-hour urinary free cortisol levels compared to placebo. A statistically significant decrease in the mean plasma cortisol levels post-Cortrosyn infusion and 24-hour urinary free cortisol levels was detected in the prednisone treatment group compared to placebo.

A second study assessed adrenal response to NASONEX (400 and 1600 mcg/day), prednisone (10 mg/day), and placebo, administered for 29 days in 48 male volunteers (21 to 40 years of age). The 24-hour plasma cortisol area under the curve ( $AUC_{0-24}$ ), during and after an 8-hour Cortrosyn infusion and 24-hour urinary free cortisol levels were determined at baseline and after 29 days of treatment. No statistically significant differences in adrenal function were observed with NASONEX compared to placebo.

A third study evaluated single, rising doses of NASONEX (1000, 2000, and 4000 mcg/day), orally administered mometasone furoate (2000, 4000, and 8000 mcg/day), orally administered dexamethasone (200, 400, and 800 mcg/day), and placebo (administered at the end of each series of doses) in 24 male volunteers (22 to 39 years of age). Dose administrations were separated by at least 72 hours. Determination of serial plasma cortisol levels at 8 AM and for the 24-hour period following each treatment were used to calculate the plasma cortisol area under the curve ( $AUC_{0-24}$ ). In addition, 24-hour urinary free cortisol levels were collected prior to initial treatment administration and during the period immediately following each dose. No statistically significant decreases in the plasma cortisol AUC, 8 AM cortisol levels, or 24-hour urinary free cortisol levels were observed in volunteers treated with either NASONEX or oral mometasone, as compared with placebo treatment. Conversely, nearly all volunteers treated with the three doses of dexamethasone demonstrated abnormal 8 AM cortisol levels (defined as a cortisol level  $<10$  mcg/dL), reduced 24-hour plasma AUC values, and decreased 24-hour urinary free cortisol levels, as compared to placebo treatment.

In a fourth study, adrenal function was assessed in 213 patients (18 to 81 years of age) with chronic rhinosinusitis with nasal polyps before and after 4 months of treatment with either NASONEX (200 mcg once or twice daily) or placebo by measuring 24-hour urinary free cortisol levels. NASONEX at both doses (200 and 400 mcg/day), was not associated with statistically significant decreases in the 24-hour urinary free cortisol levels compared to placebo.

Three clinical pharmacology studies have been conducted in pediatric patients to assess the effect of mometasone furoate nasal spray on the adrenal function at daily doses of 50, 100, and 200 mcg vs. placebo. In one study, adrenal function before and after 7 consecutive days of treatment was assessed in 48 pediatric patients with allergic rhinitis (ages 6 to 11 years) by measuring morning plasma cortisol and 24-hour urinary free cortisol levels. Mometasone furoate nasal spray, at all three doses, was not associated with a statistically significant decrease in mean plasma cortisol levels or a statistically significant decrease in the 24-hour urinary free cortisol levels compared to placebo. In the second study, adrenal function before and after 14 consecutive days of treatment was assessed in 48 pediatric patients (ages 3 to 5 years) with allergic rhinitis by measuring plasma cortisol levels following a 30-minute Cortrosyn infusion. Mometasone furoate nasal spray, 50 mcg, at all three doses (50, 100, and 200 mcg/day), was not associated with a statistically significant decrease in mean plasma cortisol levels post-Cortrosyn infusion compared to placebo. All patients had a normal response to Cortrosyn. In the third study, adrenal function before and after up to 42 consecutive days of once-daily treatment was assessed in 52 patients with allergic rhinitis (ages 2 to 5 years), 28 of whom received mometasone furoate nasal spray, 50 mcg per nostril (total daily dose 100 mcg), by measuring morning plasma cortisol and 24-hour urinary free cortisol levels. Mometasone furoate nasal spray was not associated with a statistically significant decrease in mean plasma cortisol levels or a statistically significant decrease in the 24-hour urinary free cortisol levels compared to placebo.

### 12.3 Pharmacokinetics

#### Absorption:

Mometasone furoate monohydrate administered as a nasal spray suspension has very low bioavailability ( $<1\%$ ) in plasma using a sensitive assay with a lower quantitation limit (LOQ) of 0.25 pg/mL.

#### Distribution:

The *in vitro* protein binding for mometasone furoate was reported to be 98% to 99% in concentration range of 5 to 500 ng/mL.

#### Elimination:

Following intravenous administration, the effective plasma elimination half-life of mometasone furoate is 5.8 hours. Any absorbed drug is excreted as metabolites mostly via the bile, and to a limited extent, into the urine.

#### Metabolism:

Studies have shown that any portion of a mometasone furoate dose which is swallowed and absorbed undergoes extensive metabolism to multiple metabolites. There are no major metabolites detectable in plasma. Upon *in vitro* incubation, one of the minor metabolites formed is 6 $\beta$ -hydroxymometasone furoate. In human liver microsomes, the formation of the metabolite is regulated by cytochrome P-450 3A4 (CYP3A4).

#### Specific Populations:

**Patients with Hepatic Impairment:** Administration of a single inhaled dose of 400 mcg mometasone furoate to subjects with mild (n=4), moderate (n=4), and severe (n=4) hepatic impairment resulted in only 1 or 2 subjects in each group having detectable peak plasma concentrations of mometasone furoate (ranging from 50 to 105 pcg/mL). The observed peak plasma concentrations appear to increase with severity of hepatic impairment, however, the numbers of detectable levels were few.

**Patients with Renal Impairment:** The effects of renal impairment on mometasone furoate pharmacokinetics have not been adequately investigated.

**Pediatric Patients:** Mometasone furoate pharmacokinetics have not been investigated in the pediatric population [see *Use in Specific Populations (8.4)*].

**Male and Female Patients:** The effects of gender on mometasone furoate pharmacokinetics have not been adequately investigated.

**Racial or Ethnic Groups:** The effects of race on mometasone furoate pharmacokinetics have not been adequately investigated.

#### Drug Interaction Studies:

**Inhibitors of Cytochrome P450 3A4:** In a drug interaction study, an inhaled dose of mometasone furoate 400 mcg was given to 24 healthy subjects twice daily for 9 days and ketoconazole 200 mg (as well as placebo) were given twice daily concomitantly on Days 4 to 9. Mometasone furoate plasma concentrations were <150 pcg/mL on Day 3 prior to coadministration of ketoconazole or placebo. Following concomitant administration of ketoconazole, 4 out of 12 subjects in the ketoconazole treatment group (n=12) had peak plasma concentrations of mometasone furoate >200 pcg/mL on Day 9 (211-324 pcg/mL).

## 13 NONCLINICAL TOXICOLOGY

### 13.1 Carcinogenesis, Mutagenesis, Impairment of Fertility

In a 2-year carcinogenicity study in Sprague Dawley rats, mometasone furoate demonstrated no statistically significant increase in the incidence of tumors at inhalation doses up to 67 mcg/kg (approximately 1 and 2 times the maximum recommended daily nasal dose [MRDID] in adults [400 mcg] and children [100 mcg], respectively, on a mcg/m<sup>2</sup> basis). In a 19-month carcinogenicity study in Swiss CD-1 mice, mometasone furoate demonstrated no statistically significant increase in the incidence of tumors at inhalation doses up to 160 mcg/kg (approximately 2 times the MRDID in adults and children, respectively, on a mcg/m<sup>2</sup> basis).

Mometasone furoate increased chromosomal aberrations in an *in vitro* Chinese hamster ovary-cell assay, but did not increase chromosomal aberrations in an *in vitro* Chinese hamster lung cell assay. Mometasone furoate was not mutagenic in the Ames test or mouse-lymphoma assay, and was not clastogenic in an *in vivo* mouse micronucleus assay and a rat bone marrow chromosomal aberration assay or a mouse male germ-cell chromosomal aberration assay. Mometasone furoate also did not induce unscheduled DNA synthesis *in vivo* in rat hepatocytes.

In reproductive studies in rats, impairment of fertility was not produced by subcutaneous doses up to 15 mcg/kg (less than the MRDID in adults on a mcg/m<sup>2</sup> basis).

### 13.2 Animal Toxicology and/or Pharmacology

#### Reproduction Toxicology Studies

In mice, mometasone furoate caused cleft palate at subcutaneous doses of 60 mcg/kg and above (less than the MRDID in adults on a mcg/m<sup>2</sup> basis). Fetal survival was reduced at 180 mcg/kg (approximately 2 times the MRDID in adults on a mcg/m<sup>2</sup> basis). No toxicity was observed at 20 mcg/kg (less than the MRDID in adults on a mcg/m<sup>2</sup> basis).

In rats, mometasone furoate produced umbilical hernia at topical dermal doses of 600 mcg/kg and above (approximately 10 times the MRDID in adults on a mcg/m<sup>2</sup> basis). A dose of 300 mcg/kg (approximately 6 times the MRDID in adults on a mcg/m<sup>2</sup> basis) produced delays in ossification, but no malformations. In rabbits, mometasone furoate caused multiple malformations (e.g., flexed front paws, gallbladder agenesis, umbilical hernia, hydrocephaly) at topical dermal doses of 150 mcg/kg and above (approximately 6 times the MRDID in adults on a mcg/m<sup>2</sup> basis). In an oral study, mometasone furoate increased resorptions and caused cleft palate and/or head malformations (hydrocephaly or domed head) at 700 mcg/kg (approximately 30 times the MRDID in adults on a mcg/m<sup>2</sup> basis). At 2800 mcg/kg (approximately 110 times the MRDID in adults on a mcg/m<sup>2</sup> basis), most litters were aborted or resorbed. No toxicity was observed at 140 mcg/kg (approximately 6 times the MRDID in adults on a mcg/m<sup>2</sup> basis).

When rats received subcutaneous doses of mometasone furoate throughout pregnancy or during the later stages of pregnancy, 15 mcg/kg (less than the MRDID in adults on a mcg/m<sup>2</sup> basis) caused prolonged and difficult labor and reduced the number of live births, birth weight, and early pup survival. Similar effects were not observed at 7.5 mcg/kg (less than the MRDID in adults on a mcg/m<sup>2</sup> basis).

## 14 CLINICAL STUDIES

### 14.1 Prophylaxis of Seasonal Allergic Rhinitis in Adult and Pediatric Patients 12 Years of Age and Older

The efficacy and safety of NASONEX in the prophylaxis and treatment of seasonal allergic rhinitis and the treatment of perennial allergic rhinitis have been evaluated in 18 controlled trials, and one uncontrolled clinical trial, in approximately 3000 adults (ages 17 to 85 years) and pediatric patients (ages 12 to 16 years). Of the total number of patients, there were 1757 males and 1453 females, including a total of 283 adolescents (182 boys and 101 girls)

with seasonal allergic or perennial allergic rhinitis. Patients were treated with NASONEX at doses ranging from 50 to 800 mcg/day. The majority of patients were treated with 200 mcg/day. The allergic rhinitis trials evaluated the total nasal symptom scores that included stuffiness, rhinorrhea, itching, and sneezing. Patients treated with NASONEX 200 mcg/day had a statistically significant decrease in total nasal symptom scores compared to placebo-treated patients. No additional benefit was observed for mometasone furoate doses greater than 200 mcg/day. A total of 350 patients have been treated with NASONEX for 1 year or longer.

Prophylaxis of seasonal allergic rhinitis for patients 12 years of age and older with NASONEX given at a dose of 200 mcg/day, was evaluated in two clinical studies in 284 patients. These studies were designed such that patients received 4 weeks of prophylaxis with NASONEX prior to the anticipated onset of the pollen season; however, some patients received only 2 to 3 weeks of prophylaxis. Patients receiving 2 to 4 weeks of prophylaxis with NASONEX demonstrated a statistically significantly smaller mean increase in total nasal symptom scores with onset of the pollen season as compared to placebo patients.

#### 14.2 Chronic Rhinosinusitis with Nasal Polyps in Adults 18 Years of Age and Older

Two studies were performed to evaluate the efficacy and safety of NASONEX in the treatment of chronic rhinosinusitis with nasal polyps. These studies involved 664 patients with chronic rhinosinusitis with nasal polyps, 441 of whom received NASONEX. These studies were randomized, double-blind, placebo-controlled, parallel-group, multicenter studies in patients 18 to 86 years of age with bilateral nasal polyps. Patients were randomized to receive NASONEX 200 mcg once daily, 200 mcg twice daily or placebo for a period of 4 months. The co-primary efficacy endpoints were 1) change from baseline in nasal congestion/obstruction averaged over the first month of treatment; and 2) change from baseline to last assessment in bilateral polyp grade during the entire 4 months of treatment as assessed by endoscopy. Efficacy was demonstrated in both studies at a dose of 200 mcg twice daily and in one study at a dose of 200 mcg once a day (see Table 2 below).

**Table 2: Effect of NASONEX in Two Randomized, Placebo-Controlled Trials in Patients with Chronic Rhinosinusitis with Nasal Polyps**

	NASONEX 200 mcg qd	NASONEX 200 mcg bid	Placebo	P-value for NASONEX 200 mcg qd vs. placebo	P-value for NASONEX 200 mcg bid vs. placebo
<b>Study 1</b>	N=115	N=122	N=117		
Baseline bilateral polyp grade*	4.21	4.27	4.25		
Mean change from baseline in bilateral polyps grade	-1.15	-0.96	-0.50	<0.001	0.01
Baseline nasal congestion†	2.29	2.35	2.28		
Mean change from baseline in nasal congestion	-0.47	-0.61	-0.24	0.001	<0.001
<b>Study 2</b>	N=102	N=102	N=106		
Baseline bilateral polyp grade*	4.00	4.10	4.17		
Mean change from baseline in bilateral polyps grade	-0.78	-0.96	-0.62	0.33	0.04
Baseline nasal congestion†	2.23	2.20	2.18		
Mean change from baseline in nasal congestion	-0.42	-0.66	-0.23	0.01	<0.001

\* polyps in each nasal fossa were graded by the investigator based on endoscopic visualization, using a scale of 0-3 where 0=no polyps; 1=polyps in the middle meatus, not reaching below the inferior border of the middle turbinate; 2=polyps reaching below the inferior border of the middle turbinate but not the inferior border of the inferior turbinate; 3=polyps reaching to or below the border of the inferior turbinate, or polyps medial to the middle turbinate (score reflects sum of left and right nasal fossa grades).

† nasal congestion/obstruction was scored daily by the patient using a 0-3 categorical scale where 0=no symptoms, 1=mild symptoms, 2=moderate symptoms and 3=severe symptoms.

There were no clinically relevant differences in the effectiveness of NASONEX in the studies evaluating treatment of chronic rhinosinusitis with nasal polyps across subgroups of patients defined by gender, age, or race.

#### 16 HOW SUPPLIED/STORAGE AND HANDLING

NASONEX (mometasone furoate monohydrate) Nasal Spray:

- 50 mcg mometasone furoate monohydrate per spray
- is supplied in a white, high-density, polyethylene bottle fitted with a white metered-dose, manual spray pump, and blue cap
- contains 17 g of product formulation (NDC 78206-144-01)
- 120 sprays, each delivering 50 mcg of mometasone furoate per actuation

Store at 25°C (77°F); excursions permitted to 15°C - 30°C (59°F - 86°F) [see USP Controlled Room Temperature]. Protect from light.

When NASONEX is removed from its cardboard container, prolonged exposure of the product to direct light should be avoided. Brief exposure to light, as with normal use, is acceptable.

SHAKE WELL BEFORE EACH USE.

#### 17 PATIENT COUNSELING INFORMATION

Advise the patient to read the FDA-approved patient labeling (Patient Information and Instructions for Use).

##### Local Nasal Adverse Reactions

Patients should be informed that treatment with NASONEX may be associated with adverse reactions which include epistaxis (nose bleed) and nasal septum perforation. *Candida* infection may also occur. Because of the inhibitory effect of corticosteroids on wound healing, patients who have experienced recent nasal septum ulcers, nasal surgery, or nasal trauma should not use a nasal corticosteroid until healing has occurred [see *Warnings and Precautions* (5.1)]. Patients should be cautioned not to spray NASONEX directly onto the nasal septum.



#### Glaucoma and Cataracts

Advise patients that long-term use of nasal and inhaled corticosteroids may increase the risk of some eye problems (glaucoma or cataracts); regular eye examinations should be considered. Patients should be cautioned not to spray NASONEX into the eyes [see *Warnings and Precautions (5.2)*].

#### Immunosuppression and Risk of Infections

Persons who are on immunosuppressant doses of corticosteroids should be warned to avoid exposure to chickenpox or measles, and patients should also be advised that if they are exposed, medical advice should be sought without delay [see *Warnings and Precautions (5.4)*].

#### Use Regularly for Best Effect

Patients should use NASONEX on a regular basis for optimal effect. Improvement in nasal symptoms of allergic rhinitis has been shown to occur within 1 to 2 days after initiation of dosing. Maximum benefit is usually achieved within 1 to 2 weeks after initiation of dosing. Patients should not increase the prescribed dosage but should contact their physician if symptoms do not improve, or if the condition worsens. Administration to young children should be aided by an adult.

If a patient missed a dose, the patient should be advised to administer the dose as soon as they remember. The patient should not use more than the recommended dose for the day.

---

Manufactured for: Organon LLC, a subsidiary of  
 ORGANON & Co.,  
Jersey City, NJ 07302, USA

Manufactured by: MSD International GmbH (Singapore Branch), Singapore 638414, Singapore

For patent information: [www.organon.com/our-solutions/patent/](http://www.organon.com/our-solutions/patent/)

© 20XX Organon group of companies. All rights reserved.

uspi-og0887-ns-xxxxrxxx

PATIENT INFORMATION  
**NASONEX® [nā-zə-neks] 50 mcg**  
(mometasone furoate monohydrate)  
Nasal Spray  
**For Nasal Use Only**

Read the Patient Information that comes with NASONEX before you start using it and each time you get a refill. There may be new information. This Patient Information does not take the place of talking to your healthcare provider about your medical condition or treatment. If you have any questions about NASONEX, ask your healthcare provider.

**What is NASONEX?**

NASONEX is a man-made (synthetic) corticosteroid medicine that is used to:

- prevent nasal symptoms of seasonal allergic rhinitis in people 12 years of age and older.
- treat chronic rhinosinusitis with nasal polyps in people 18 years and older.

It is not known if NASONEX is safe and effective in children under:

- 12 years of age to prevent nasal symptoms of seasonal allergic rhinitis.
- 18 years of age to treat chronic rhinosinusitis with nasal polyps.

**Who should not use NASONEX?**

**Do not use NASONEX** if you are allergic to mometasone furoate or any of the ingredients in NASONEX. See the end of this leaflet for a complete list of ingredients in NASONEX.

**What should I tell my healthcare provider before and during treatment with NASONEX?**

**Before you take NASONEX**, tell your healthcare provider about all of your medical conditions, including if you:

- have had recent nasal sores, nasal surgery, or nasal injury.
- have eye or vision problems, such as cataracts, glaucoma (increased pressure in your eye), and blurred vision, or other changes in your vision.
- have tuberculosis or any untreated fungal, bacterial, viral infections, or eye infections caused by herpes.
- have been near someone who has chickenpox or measles.
- are not feeling well or have any other symptoms that you do not understand.
- **are pregnant or planning to become pregnant.** It is not known if NASONEX will harm your unborn baby. Talk to your healthcare provider if you are pregnant or plan to become pregnant.
- **are breastfeeding or planning to breastfeed.** It is not known whether NASONEX passes into your breast milk.

**Tell your healthcare provider about all the medicines you take** including prescription and over-the-counter medicines, vitamins, and herbal supplements.

Especially tell your healthcare provider if you take:

- certain medicines for HIV (such as ritonavir, atazanavir, indinavir, nelfinavir, and saquinavir)
- cobicistat-containing products
- certain antifungals (such as ketoconazole and itraconazole)
- certain antibiotics (such as clarithromycin and telithromycin)
- certain antidepressants (such as nefazodone)

If you take these medicines with NASONEX, your healthcare provider should monitor you for side effects.

NASONEX may affect the way other medicines work, and other medicines may affect how NASONEX works.

Know the medicines you take. Keep a list of them to show your healthcare provider and pharmacist when you get a new medicine.

**How should I use NASONEX?**

- Use NASONEX exactly as prescribed by your healthcare provider.
- This medicine is for use in the **nose only**. Do not spray it into your mouth or eyes.
- An adult should supervise a child using this medicine.
- For best results, you should keep using NASONEX regularly each day without missing a dose. If you do miss a dose of NASONEX, take it as soon as you remember. However, do not take more than the daily dose prescribed by your healthcare provider.
- Do not use NASONEX more often than prescribed. Ask your healthcare provider if you have any questions.
- For detailed instructions on how to use NASONEX, see the “**Patient Instructions for Use**” at the end of this leaflet.
- See your healthcare provider regularly to check your symptoms while taking NASONEX and to check for side effects.

**What should I avoid while taking NASONEX?**

If you are taking other corticosteroid medicines for allergy, by mouth or injection, your healthcare provider may advise you to

stop taking them after you begin using NASONEX.

#### **What are the possible side effects of NASONEX?**

**NASONEX may cause serious side effects, including:**

- **thrush (*candida*), a fungal infection in your nose and throat.** Tell your healthcare provider if you have any redness or white colored patches in your nose or throat.
- **hole in the cartilage of the nose (nasal septal perforation).** A whistling sound when you breathe may be a symptom of nasal septum perforation.
- **slow wound healing. Do not** use NASONEX until your nose has healed if you have a sore in your nose, if you have surgery on your nose, or if your nose has been injured.
- **eye problems, including glaucoma, cataracts, and blurred vision.** You should have regular eye exams.
- **allergic reactions.** Allergic reactions including wheezing may happen after using NASONEX. If wheezing happens stop using NASONEX. Tell your healthcare provider or get medical help right away.
- **immune system problems that may increase your risk of infections.** You are more likely to get infections if you take medicines that weaken your immune system. Avoid contact with people who have contagious diseases such as chicken pox or measles while using NASONEX. Symptoms of infection may include: fever, pain, aches, chills, feeling tired, nausea, and vomiting. Tell your healthcare provider about any signs of infection while you are using NASONEX.
- **adrenal insufficiency.** Adrenal insufficiency is a condition in which the adrenal glands do not make enough steroid hormones. Symptoms of adrenal insufficiency can include: tiredness, weakness, nausea and vomiting, and low blood pressure.
- **slowed growth in children.** Your child's growth should be checked regularly while using NASONEX.

The most common side effects of NASONEX include:

- headache
- viral infection
- sore throat
- nosebleeds
- cough

These are not all the possible side effects of NASONEX. Call your healthcare provider for medical advice about side effects. You may report side effects to FDA at 1-800-FDA-1088.

#### **How should I store NASONEX?**

- Store NASONEX at room temperature between 59°F to 86°F (15°C to 30°C).
- Protect from light.
- Avoid prolonged exposure of NASONEX container to direct light.
- Shake well before each use.
- **Keep NASONEX and all medicines out of the reach of children.**

#### **General information about the safe and effective use of NASONEX.**

Medicines are sometimes prescribed for conditions that are not listed in a Patient Information leaflet. Do not use NASONEX for a condition for which it was not prescribed. Do not give NASONEX to other people even if they have the same symptoms you have. It may harm them.

You can ask your healthcare provider or pharmacist for information about NASONEX that is written for health professionals.

#### **What are the ingredients in NASONEX?**

**Active ingredient:** mometasone furoate monohydrate

**Inactive ingredients:** glycerin, microcrystalline cellulose and carboxymethylcellulose sodium, sodium citrate, citric acid, benzalkonium chloride, and polysorbate 80.

This Patient Information has been approved by the U.S. Food and Drug Administration

Revised: 06/2022

## Patient Instructions for Use

For use in your nose only.

Read the Patient Instructions for Use carefully before you start to use your NASONEX Nasal Spray. If you have any questions, ask your healthcare provider.

Shake the bottle well before each use.

1. Remove the plastic cap (**See** Figure 1).

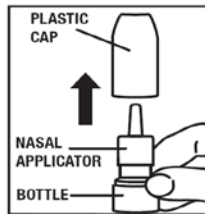


Figure 1

2. Before you use NASONEX for the first time, prime the pump by pressing downward on the shoulders of the white nasal applicator using your index finger and middle finger while holding the base of the bottle with your thumb (**See** Figure 2). **Do Not** pierce the nasal applicator. Press down and release the pump 10 times or until a fine spray appears. **Do Not** spray into eyes. The pump is now ready to use. The pump may be stored unused for up to 1 week without repriming. If unused for more than 1 week, reprime by spraying 2 times or until a fine spray appears.



Figure 2

3. Gently blow your nose to clear the nostrils. Close 1 nostril. Tilt your head forward slightly, keep the bottle upright, carefully insert the nasal applicator into the other nostril (**See** Figure 3). **Do Not** spray directly onto the nasal septum (the wall between the two nostrils).



Figure 3

4. For each spray, hold the spray bottle upright and press firmly downward 1 time on the shoulders of the white nasal applicator using your index and middle fingers while supporting the base of the bottle with your thumb. Breathe gently inward through the nostril (**See** Figure 4).



Figure 4

Note: It is important to keep the NASONEX unit in an upright orientation (as seen in Figure 4). Failure to do so may result in an incomplete or non-existent spray.

5. Then breathe out through the mouth.
6. Repeat in the other nostril.
7. Wipe the nasal applicator with a clean tissue and replace the plastic cap.

Each bottle of NASONEX contains enough medicine for you to spray medicine from the bottle 120 times. Do not use the bottle of NASONEX after 120 sprays. Additional sprays after the 120 sprays may not contain the right amount of medicine, **you should keep track of the number of sprays used from each bottle of NASONEX**, and throw away the bottle even if it has medicine still left in. **Do not count any sprays used for priming the device.** Talk with your healthcare provider before your supply runs out to see if you should get a refill of your medicine.

**Pediatric Use:** Administration to children should be supervised by an adult. Steps 1 through 7 from the **Patient Instructions for Use** should be followed.

**Cleaning:** Do not try to unblock the nasal applicator with a sharp object. Please see **Patient Instructions for Cleaning Applicator**.

#### Patient Instructions for Cleaning Applicator

1. To clean the nasal applicator, remove the plastic cap (**See** Figure 5).

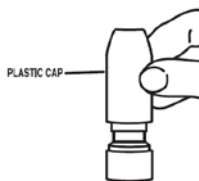


Figure 5

2. Pull gently upward on the white nasal applicator to remove (**See** Figure 6).

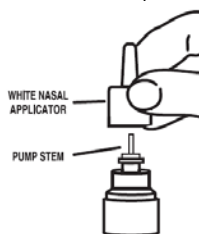


Figure 6

3. Soak the nasal applicator in cold tap water and rinse both ends of the nasal applicator under cold tap water and dry (**See** Figure 7). **Do not try to unblock the nasal applicator by inserting a pin or other sharp object as this will damage the applicator and cause you not to get the right dose of medicine.**

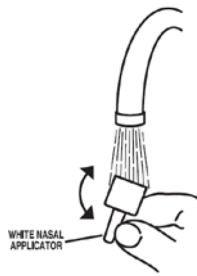


Figure 7

4. Rinse the plastic cap under cold water and dry (**See** Figure 8).

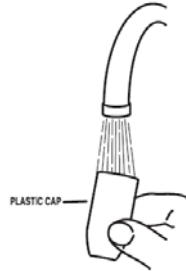


Figure 8

5. Put the nasal applicator back together making sure the pump stem is reinserted into the applicator's center hole (**See** Figure 9).

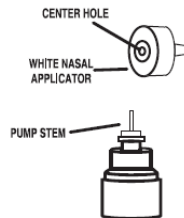


Figure 9

6. Reprime the pump by pressing downward on the shoulders of the white nasal applicator using your index and middle fingers while holding the base of the bottle with your thumb. Press down and release the pump 2 times or until a fine spray appears. **Do Not** spray into eyes. The pump is now ready to use. The pump may be stored unused for up to 1 week without repriming. If unused for more than 1 week, reprime by spraying 2 times or until a fine spray appears (**See** Figure 10).



Figure 10

7. Replace the plastic cap (**See** Figure 11).



**Figure 11**

Manufactured for: Organon LLC, a subsidiary of  
ORGANON & Co.,  
Jersey City, NJ 07302, USA

Manufactured by: MSD International GmbH (Singapore Branch), Singapore 638414, Singapore

For patent information: [www.organon.com/our-solutions/patent/](http://www.organon.com/our-solutions/patent/)

© 20XX Organon group of companies. All rights reserved.

This Patient Information and Instructions for Use has been approved by the U.S. Food and Drug Administration.

Revised: 06/2022

usppi-og0887-ns-xxxxxxx