

HIGHLIGHTS OF PRESCRIBING INFORMATION

These highlights do not include all the information needed to use PREVYMIS safely and effectively. See full prescribing information for PREVYMIS.

PREVYMIS® (letermovir) tablets, for oral use

PREVYMIS® (letermovir) oral pellets

PREVYMIS® (letermovir) injection, for intravenous use

Initial U.S. Approval: 2017

RECENT MAJOR CHANGES

Indications and Usage (1.1, 1.2) 08/2024

Dosage and Administration (2.1, 2.3, 2.4, 2.5, 2.6, 2.7, 2.9, 2.10)

08/2024

Warnings and Precautions (5.2)

08/2024

INDICATIONS AND USAGE

PREVYMIS is a CMV DNA terminase complex inhibitor indicated for:

- Prophylaxis of cytomegalovirus (CMV) infection and disease in adult and pediatric patients 6 months of age and older and weighing at least 6 kg who are CMV-seropositive recipients [R+] of an allogeneic hematopoietic stem cell transplant (HSCT). (1.1)
- Prophylaxis of CMV disease in adult and pediatric patients 12 years of age and older and weighing at least 40 kg who are kidney transplant recipients at high risk (Donor CMV seropositive/Recipient CMV seronegative [D+/R-]). (1.2)

DOSAGE AND ADMINISTRATION

Adult and Pediatric Patients 12 Years of Age and Older and Weighing at least 30 kg Who Are HSCT Recipients or Adult and Pediatric Patients 12 Years of Age and Older and Weighing at least 40 kg Who Are Kidney Transplant Recipients:

- HSCT: 480 mg administered once daily orally or as an intravenous (IV) infusion over 1 hour through 100 days post-HSCT. In patients at risk for late CMV infection and disease, PREVYMIS may be continued through 200 days post-HSCT. (2.1, 2.3)
- Kidney Transplant: 480 mg administered once daily orally or as an IV infusion over 1 hour through 200 days post-transplant. (2.1, 2.3)
- Pediatric Patients 6 Months to Less than 12 Years of Age or 12 Years of Age and Older and Weighing Less than 30 kg Who Are HSCT Recipients:
 - HSCT: Dosing based on weight administered once daily orally or as an IV infusion over 1 hour through 100 days post-HSCT. In patients at risk for late CMV infection and disease, PREVYMIS may be continued through 200 days post-HSCT. (2.1, 2.5)
- PREVYMIS injection must be diluted prior to administration. (2.1)
- PREVYMIS injection must be administered through a sterile 0.2 micron or 0.22 micron polyethersulfone (PES) in-line filter. (2.1, 2.10)
- Following the completion of PREVYMIS prophylaxis, monitoring for CMV reactivation in HSCT recipients is recommended. (2.2)
- Dosage Adjustment: If PREVYMIS is co-administered with cyclosporine, the dosage of PREVYMIS should be decreased to 240 mg once daily in adult and pediatric patients 12 years of age and older. (2.4) If PREVYMIS is co-administered with cyclosporine in pediatric patients less than 12 years of age, dose adjustment may be required. (2.6)
- Instructions for Use should be followed for preparation and administration of PREVYMIS oral pellets. (2.9)
- Do not use PREVYMIS injection with IV bags and infusion set materials containing the plasticizer diethylhexyl phthalate (DEHP). (2.10, 2.13)

DOSAGE FORMS AND STRENGTHS

- Tablet: 240 mg; 480 mg (3)
- Oral Pellets: 20 mg or 120 mg per packet (3)

- Injection: 240 mg/12 mL (20 mg/mL) or 480 mg/24 mL (20 mg/mL) in a single-dose vial (3)

CONTRAINDICATIONS

PREVYMIS is contraindicated with:

- Pimozide. (4)
- Ergot Alkaloids. (4)
- Pitavastatin and simvastatin when co-administered with cyclosporine. (4)

WARNINGS AND PRECAUTIONS

- Risk of Adverse Reactions or Reduced Therapeutic Effect Due to Drug Interactions: The concomitant use of PREVYMIS with certain drugs may result in potentially significant drug interactions, some of which may lead to adverse reactions (PREVYMIS or concomitant drugs) or reduced therapeutic effect of PREVYMIS or the concomitant drug. Consult the full prescribing information for contraindications and dosage recommendations for concomitant drugs. (4, 5.1, 7.1, 7.2, 7.3)
- Risks Associated with Hydroxypropyl Betadex Excipient in Intravenous Formulation: Intravenous formulation of PREVYMIS contains the excipient hydroxypropyl betadex. PREVYMIS injection should be used only in patients unable to take oral therapy. If possible, intravenous administration should not exceed 4 weeks. In patients with renal impairment, accumulation of hydroxypropyl betadex may occur. Animal studies have shown the potential for hydroxypropyl betadex to cause ototoxicity. (5.2, 8.6, 13.2)

ADVERSE REACTIONS

- Adult HSCT Patients: Most common adverse events (occurring in at least 10% of subjects in the PREVYMIS group and at a frequency at least 2% greater than placebo) are nausea, diarrhea, vomiting, peripheral edema, cough, headache, fatigue, and abdominal pain. (6.1)
- Adult Kidney Transplant Patients: Most common adverse event (occurring in at least 10% of subjects in the PREVYMIS group and at a frequency greater than valganciclovir) is diarrhea. (6.1)
- Pediatric Patients: Adverse events in pediatric patients are similar to adults. (6.1)

To report SUSPECTED ADVERSE REACTIONS, contact Merck Sharp & Dohme LLC at 1-877-888-4231 or FDA at 1-800-FDA-1088 or www.fda.gov/medwatch.

DRUG INTERACTIONS

- Dosage Adjustment: If PREVYMIS is co-administered with cyclosporine, the dosage of PREVYMIS should be decreased to 240 mg once daily in adult and pediatric patients 12 years of age and older. (2.4) If PREVYMIS is co-administered with cyclosporine in pediatric patients less than 12 years of age, dose adjustment may be required. (2.6)
- Co-administration of PREVYMIS may alter the plasma concentrations of other drugs and other drugs may alter the plasma concentrations of PREVYMIS. Consult the full prescribing information prior to and during treatment for potential drug interactions. (2.4, 2.6, 4, 5.1, 7.1, 7.2, 7.3, 7.4, 12.3)

USE IN SPECIFIC POPULATIONS

- Renal Impairment: Closely monitor serum creatinine levels in patients with CL_{Cr} less than 50 mL/min using PREVYMIS injection. (8.6)
- Hepatic Impairment: PREVYMIS is not recommended for patients with severe (Child-Pugh C) hepatic impairment. (8.7)

See 17 for PATIENT COUNSELING INFORMATION and FDA-approved patient labeling.

Revised: 01/2025

FULL PRESCRIBING INFORMATION: CONTENTS*

1 INDICATIONS AND USAGE

- 1.1 CMV Prophylaxis in Hematopoietic Stem Cell Transplant (HSCT) Recipients
- 1.2 CMV Prophylaxis in Kidney Transplant Recipients

2 DOSAGE AND ADMINISTRATION

- 2.1 Important Dosing and Administration Information
- 2.2 Patient Monitoring
- 2.3 Recommended Dosage for Adult and Pediatric Patients 12 Years of Age and Older Who Are HSCT or Kidney Transplant Recipients

2.4 Dosage Adjustment When Co-administered with Cyclosporine for Adult and Pediatric Patients 12 Years of Age and Older Who Are HSCT or Kidney Transplant Recipients

2.5 Recommended Dosage for Pediatric Patients 6 Months to Less than 12 Years of Age or 12 Years of Age and Older and Weighing Less than 30 kg Who Are HSCT Recipients

2.6 Dosage Adjustment When Co-administered with Cyclosporine for Pediatric Patients 6 Months to Less than 12 Years of Age or 12 Years of Age and Older and Weighing Less than 30 kg Who Are HSCT Recipients

2.7 Use in Patients with Renal Impairment

- 2.8 Use in Patients with Hepatic Impairment
- 2.9 Preparation and Administration of Oral Pellets
- 2.10 Preparation and Administration of Intravenous Solution
- 2.11 Storage of the Diluted Solution
- 2.12 Compatible Drug Products Used for Intravenous Administration
- 2.13 Incompatible Drug Products and Other Materials Used for Intravenous Administration
- 3 DOSAGE FORMS AND STRENGTHS**
- 4 CONTRAINDICATIONS**
- 5 WARNINGS AND PRECAUTIONS**
 - 5.1 Risk of Adverse Reactions or Reduced Therapeutic Effect Due to Drug Interactions
 - 5.2 Risks Associated with Hydroxypropyl Betadex Excipient in Intravenous Formulation
- 6 ADVERSE REACTIONS**
 - 6.1 Clinical Trials Experience
- 7 DRUG INTERACTIONS**
 - 7.1 Potential for Other Drugs to Affect PREVYMIS
 - 7.2 Potential for PREVYMIS to Affect Other Drugs
 - 7.3 Established and Other Potentially Significant Drug Interactions
 - 7.4 Drugs without Clinically Significant Interactions with PREVYMIS
- 8 USE IN SPECIFIC POPULATIONS**
 - 8.1 Pregnancy
 - 8.2 Lactation
 - 8.3 Females and Males of Reproductive Potential

- 8.4 Pediatric Use
- 8.5 Geriatric Use
- 8.6 Renal Impairment
- 8.7 Hepatic Impairment
- 10 OVERDOSAGE**
- 11 DESCRIPTION**
- 12 CLINICAL PHARMACOLOGY**
 - 12.1 Mechanism of Action
 - 12.2 Pharmacodynamics
 - 12.3 Pharmacokinetics
 - 12.4 Microbiology
- 13 NONCLINICAL TOXICOLOGY**
 - 13.1 Carcinogenesis, Mutagenesis, Impairment of Fertility
 - 13.2 Animal Toxicology and/or Pharmacology
- 14 CLINICAL STUDIES**
 - 14.1 Overview of Clinical Studies
 - 14.2 Adult CMV-seropositive Recipients [R+] of an Allogeneic Hematopoietic Stem Cell Transplant (Trial P001 and Trial P040)
 - 14.3 Adult CMV-seronegative Recipients of a Kidney Transplant from a CMV-seropositive Donor [D+/R-] (Trial P002)
 - 14.4 Pediatric Recipients of an Allogeneic HSCT (Trial P030)
- 16 HOW SUPPLIED/STORAGE AND HANDLING**
- 17 PATIENT COUNSELING INFORMATION**

*Sections or subsections omitted from the full prescribing information are not listed.

FULL PRESCRIBING INFORMATION

1 INDICATIONS AND USAGE

1.1 CMV Prophylaxis in Hematopoietic Stem Cell Transplant (HSCT) Recipients

PREVYMIS® is indicated for prophylaxis of cytomegalovirus (CMV) infection and disease in adult and pediatric patients 6 months of age and older and weighing at least 6 kg who are CMV-seropositive recipients [R+] of an allogeneic hematopoietic stem cell transplant (HSCT).

1.2 CMV Prophylaxis in Kidney Transplant Recipients

PREVYMIS is indicated for prophylaxis of CMV disease in adult and pediatric patients 12 years of age and older and weighing at least 40 kg who are kidney transplant recipients at high risk (Donor CMV seropositive/Recipient CMV seronegative [D+/R-]).

2 DOSAGE AND ADMINISTRATION

2.1 Important Dosing and Administration Information

- PREVYMIS is available in 3 dosage forms:
 - PREVYMIS Tablets
 - Administer orally with or without food.
 - Swallow tablets whole.
 - PREVYMIS Oral Pellets
 - Administer orally mixed with soft food or via nasogastric tube (NG tube) or gastric tube (G tube) [see *Dosage and Administration (2.9)*].
 - Do not crush or chew.
 - PREVYMIS Injection
 - PREVYMIS injection must be diluted prior to administration.
 - Administer PREVYMIS through a sterile 0.2 micron or 0.22 micron polyethersulfone (PES) in-line filter.
 - Administer by intravenous infusion via a peripheral catheter or central venous line at a constant rate over 1 hour.
 - Do not administer as an intravenous bolus injection.

- PREVYMIS injection, which contains hydroxypropyl betadex, should be used only in patients unable to take oral therapy. Patients should be switched to oral PREVYMIS as soon as they are able to take oral medications. If possible, intravenous administration should not exceed 4 weeks [see *Warnings and Precautions (5.2)*].
- No dosage adjustment is necessary when switching formulations in adult and pediatric patients 12 years of age and older [see *Dosage and Administration (2.3)*].
- Dosage adjustment may be necessary for pediatric patients less than 12 years of age when switching between oral and intravenous formulations (see *Table 1 and Table 2*) [see *Dosage and Administration (2.5)*].

2.2 Patient Monitoring

Following the completion of PREVYMIS prophylaxis, monitoring for CMV reactivation in HSCT recipients is recommended [see *Clinical Studies (14.2)*].

2.3 Recommended Dosage for Adult and Pediatric Patients 12 Years of Age and Older Who Are HSCT or Kidney Transplant Recipients

HSCT: Adult and Pediatric Patients 12 Years of Age and Older and Weighing at least 30 kg

The recommended dosage of PREVYMIS is 480 mg administered orally or intravenously once daily. When PREVYMIS is administered orally, the recommended dosage is one 480 mg tablet once daily or two 240 mg tablets once daily. Four 120 mg packets of oral pellets once daily can be used for patients who cannot swallow tablets [see *Dosage and Administration (2.9)*]. For preparation and administration instructions of intravenous dosing refer to instructions in subsection 2.10 [see *Dosage and Administration (2.10)*]. For pediatric patients less than 12 years of age or weighing less than 30 kg, refer to weight-based dosing in Table 1 and Table 2 [see *Dosage and Administration (2.5)*].

Initiate PREVYMIS between Day 0 and Day 28 post-HSCT (before or after engraftment) and continue through Day 100 post-HSCT. In patients at risk for late CMV infection and disease, PREVYMIS may be continued through Day 200 post-HSCT [see *Clinical Studies (14.2)*].

Dosage of PREVYMIS should be adjusted when co-administered with cyclosporine [see *Dosage and Administration (2.4)*].

Kidney Transplant: Adult and Pediatric Patients 12 Years of Age and Older and Weighing at least 40 kg

The recommended dosage of PREVYMIS is 480 mg administered orally or intravenously once daily. When PREVYMIS is administered orally, the recommended dosage is one 480 mg tablet once daily or two 240 mg tablets once daily. Four 120 mg packets of oral pellets once daily can be used for patients who cannot swallow tablets [see *Dosage and Administration (2.9)*]. For preparation and administration instructions of intravenous dosing refer to instructions in subsection 2.10 [see *Dosage and Administration (2.10)*].

Initiate PREVYMIS between Day 0 and Day 7 post-transplant and continue through Day 200 post-transplant.

Dosage of PREVYMIS should be adjusted when co-administered with cyclosporine [see *Dosage and Administration (2.4)*].

2.4 Dosage Adjustment When Co-administered with Cyclosporine for Adult and Pediatric Patients 12 Years of Age and Older Who Are HSCT or Kidney Transplant Recipients

- If oral or intravenous PREVYMIS is co-administered with cyclosporine, the dosage of PREVYMIS should be decreased to 240 mg once daily in the following populations [see *Drug Interactions (7.1, 7.2, 7.3)* and *Clinical Pharmacology (12.3)*]:

- HSCT: adult and pediatric patients 12 years of age and older and weighing at least 30 kg
 - or
 - Kidney transplant: adult and pediatric patients 12 years of age and older and weighing at least 40 kg.
- If cyclosporine is initiated after starting PREVYMIS, the next dose of PREVYMIS should be decreased to 240 mg once daily.
 - If cyclosporine is discontinued after starting PREVYMIS, the next dose of PREVYMIS should be increased to 480 mg once daily.
 - If cyclosporine dosing is interrupted due to high cyclosporine levels, no dose adjustment of PREVYMIS is needed.

2.5 Recommended Dosage for Pediatric Patients 6 Months to Less than 12 Years of Age or 12 Years of Age and Older and Weighing Less than 30 kg Who Are HSCT Recipients

The recommended dosages of PREVYMIS for pediatric HSCT recipients 6 months to less than 12 years of age are based on weight and shown in Table 1 (tablets or oral pellets) and Table 2 (injection) [see *Clinical Pharmacology (12.3)*]. PREVYMIS can be administered orally (tablet or pellet) or intravenously once daily. Dosage adjustment may be necessary for pediatric patients less than 12 years of age when switching between oral and intravenous formulations (see *Table 1 and Table 2*).

Initiate PREVYMIS between Day 0 and Day 28 post-HSCT (before or after engraftment) and continue through Day 100 post-HSCT. In patients at risk for late CMV infection and disease, PREVYMIS may be continued through Day 200 post-HSCT [see *Clinical Studies (14.2)*].

Table 1: Recommended Daily Oral Dosage of PREVYMIS in Pediatric HSCT Recipients 6 Months to Less than 12 Years of Age or 12 Years of Age and Older and Weighing Less than 30 kg

Body Weight	Daily Oral Dose	Tablets	Oral Pellets
30 kg and above	480 mg	One 480 mg tablet or Two 240 mg tablets	Four 120 mg packets of oral pellets
15 kg to less than 30 kg	240 mg	One 240 mg tablet	Two 120 mg packets of oral pellets
7.5 kg to less than 15 kg	120 mg	Not recommended	One 120 mg packet of oral pellets
6 kg to less than 7.5 kg	80 mg	Not recommended	Four 20 mg packets of oral pellets

Table 2: Recommended Daily IV Dosage of PREVYMIS in Pediatric HSCT Recipients 6 Months to Less than 12 Years of Age or 12 Years of Age and Older and Weighing Less than 30 kg

Body Weight	Daily IV* Dose
30 kg and above	480 mg
15 kg to less than 30 kg	120 mg
7.5 kg to less than 15 kg	60 mg
6 kg to less than 7.5 kg	40 mg

* Refer to Subsection 2.10 for intravenous preparation and administration dosing instructions

2.6 Dosage Adjustment When Co-administered with Cyclosporine for Pediatric Patients 6 Months to Less than 12 Years of Age or 12 Years of Age and Older and Weighing Less than 30 kg Who Are HSCT Recipients

If oral or intravenous PREVYMIS is co-administered with cyclosporine in pediatric HSCT recipients 6 months to less than 12 years of age, the dosage of PREVYMIS may require adjustment as shown in Table 3 [see *Drug Interactions (7.1, 7.2, 7.3)* and *Clinical Pharmacology (12.3)*].

- If cyclosporine is initiated after starting PREVYMIS, the next dose of PREVYMIS should be the daily oral or intravenous dose co-administered with cyclosporine (Table 3)
- If cyclosporine is discontinued after starting PREVYMIS, the next dose of PREVYMIS should be the daily oral or intravenous dose administered without cyclosporine (Table 1 or Table 2)
- If cyclosporine dosing is interrupted due to high cyclosporine levels, no dose adjustment of PREVYMIS is needed.

Table 3: Recommended Dosage of PREVYMIS when Co-administered with Cyclosporine in Pediatric HSCT Recipients 6 Months to Less than 12 Years of Age or 12 Years of Age and Older and Weighing Less than 30 kg

Body Weight	Daily Oral Dose	Tablets	Oral Pellets	Daily IV* Dose
30 kg and above	240 mg	One 240 mg tablet	Two 120 mg packets of oral pellets	240 mg
15 kg to less than 30 kg	120 mg	Not recommended	One 120 mg packet of oral pellets	120 mg
7.5 kg to less than 15 kg	60 mg	Not recommended	Three 20 mg packets of oral pellets	60 mg
6 kg to less than 7.5 kg	40 mg	Not recommended	Two 20 mg packets of oral pellets	40 mg

* Refer to Subsection 2.10 for intravenous preparation and administration dosing instructions

2.7 Use in Patients with Renal Impairment

- For adult patients with creatinine clearance (CL_{cr}) greater than 10 mL/min and pediatric patients with a similar degree of renal impairment (based on age-appropriate assessment of renal function), no dosage adjustment of PREVYMIS is required based on renal impairment [see *Use in Specific Populations (8.6)*, and *Clinical Pharmacology (12.3)*].
- There are insufficient data in adult patients with CL_{cr} 10 mL/min or less or in patients on dialysis or in pediatric patients with a similar degree of renal impairment (based on age-appropriate assessment of renal function) to make PREVYMIS dosing recommendations.
- In adult patients with CL_{cr} less than 50 mL/min and in pediatric patients with a similar degree of renal impairment (based on age-appropriate assessment of renal function) receiving PREVYMIS injection, accumulation of the intravenous vehicle, hydroxypropyl betadex, may occur. Closely monitor serum creatinine levels in these patients [see *Warnings and Precautions (5.2)*].

2.8 Use in Patients with Hepatic Impairment

No dosage adjustment of PREVYMIS is required for patients with mild (Child-Pugh Class A) or moderate (Child-Pugh Class B) hepatic impairment. PREVYMIS is not recommended for patients with severe (Child-Pugh Class C) hepatic impairment [see *Use in Specific Populations (8.7)*].

2.9 Preparation and Administration of Oral Pellets

PREVYMIS oral pellets can be administered:

- orally after mixing with soft food or
- via NG tube or G tube.

Preparation and Administration Mixed with Soft Food

- See **Instructions for Use** for details on the preparation and administration of PREVYMIS oral pellets mixed with soft food.
- Do not crush or chew PREVYMIS oral pellets.
- Mix PREVYMIS oral pellets with 1 to 3 teaspoons of soft food (such as applesauce, yogurt, or pudding) that is at or below room temperature. Do not use hot food.
- Administer entire mixture within 10 minutes of mixing PREVYMIS oral pellets with the soft food.

Preparation and Administration via NG Tube or G Tube

See **Instructions for Use**, Table 4 (NG tube) and Table 5 (G tube) for details on the preparation and administration of PREVYMIS oral pellets via NG tube or G tube.

1. Pour PREVYMIS oral pellets into a medicine cup containing room temperature water (see Initial Volume in Table 4 and Table 5). Do not mix PREVYMIS oral pellets with hot or cold (refrigerated) water.
2. Wait 10 minutes. Do not shake or swirl the medicine cup. PREVYMIS oral pellets will not dissolve but will become loose or broken up. The entire mixture should be administered (see steps 3 and 4) within 2 hours.
3. Stir the mixture with the syringe and administer entire mixture right away using the syringe and NG tube or G tube.
4. Add room temperature water (see Rinse Volume in Table 4 and Table 5) to the medicine cup for rinsing, stir with a syringe and administer the entire rinse mixture using the syringe and NG tube or G tube.
5. Flush the NG tube or G tube with the volume of water recommended by the NG or G tube manufacturer.

Table 4: Recommendations for Administration of PREVYMIS Oral Pellets Via NG Tube

Dosage	NG Tube*	Syringe Type†	Mixing Container	Initial Volume (mL)	Rinse Volume (mL)
120 mg to 480 mg	Any ≥ 8 Fr NG tube	Appropriately sized ENFit or catheter-tipped syringe	Medicine Cup	15	15
40 mg to 80 mg	5 Fr PUR NG tube or Any ≥ 6 Fr NG tube			3	2

* Fr = French; PUR = polyurethane
† With ENFit syringe, a medicine straw (large bore) is needed to aid withdrawal of the mixture from the medicine cup.

Table 5: Recommendations for Administration of PREVYMIS Oral Pellets Via G Tube

Dosage	G Tube*	Syringe Type†	Mixing Container	Initial Volume (mL)	Rinse Volume (mL)
120 mg to 480 mg	Any G tube	Appropriately sized ENFit or catheter-tipped syringe	Medicine Cup	15	15
40 mg to 80 mg	Any 12 Fr G tube			3	2
* Fr = French; PUR = polyurethane † With ENFit syringe, a medicine straw (large bore) is needed to aid withdrawal of the mixture from the medicine cup.					

2.10 Preparation and Administration of Intravenous Solution

PREVYMIS injection is supplied in 30 mL single-dose vials containing either 240 mg/12 mL per vial (20 mg/mL) or 480 mg/24 mL per vial (20 mg/mL).

PREVYMIS vials are for single use only. Discard any unused portion.

Preparation Instructions

- PREVYMIS must be diluted prior to intravenous (IV) use. Only 0.9% Sodium Chloride and 5% Dextrose are chemically and physically compatible with PREVYMIS injection.
- Do not shake PREVYMIS vial.
- Inspect vial contents for discoloration and particulate matter prior to dilution. PREVYMIS injection is a clear colorless solution and may contain a few product-related small translucent or white particles.
- Do not use the vial if the solution is cloudy, discolored, or contains matter other than a few small translucent or white particles.
- Once diluted, the solution of PREVYMIS is clear, and ranges from colorless to yellow. Variations of color within this range do not affect the quality of the product.
- Do not use PREVYMIS injection with IV bags and infusion set materials containing the plasticizer diethylhexyl phthalate (DEHP). Use only with IV bags and infusion set materials that are DEHP-free. Materials that are phthalate-free are also DEHP-free.
- Use compatible IV bags and infusion set materials. PREVYMIS injection is compatible with the following IV bags and infusion set materials. PREVYMIS injection is not recommended with any IV bags or infusion set materials not listed below (note that PREVYMIS injection is not recommended for use with polyurethane-containing IV administration set tubing).
 - IV Bags Materials:
Polyvinyl chloride (PVC), ethylene vinyl acetate (EVA) and polyolefin (polypropylene and polyethylene)
 - Infusion Sets Materials:
PVC, polyethylene (PE), polybutadiene (PBD), silicone rubber (SR), styrene-butadiene copolymer (SBC), styrene-butadiene-styrene copolymer (SBS), polystyrene (PS)
 - Plasticizers:
Tris (2-ethylhexyl) trimellitate (TOTM), benzyl butyl phthalate (BBP)

- Catheters:
Radiopaque polyurethane

- For the **480 mg or 240 mg dose**, add PREVYMIS injection (see Table 6) into a 250 mL pre-filled IV bag containing either 0.9% Sodium Chloride Injection, USP or 5% Dextrose Injection, USP and mix bag gently. Do not shake.
- For the **120 mg or 60 mg dose**, add PREVYMIS injection into a pre-filled IV bag containing either 0.9% Sodium Chloride Injection, USP or 5% Dextrose Injection, USP (see Table 6) and mix bag gently. Do not shake.

Table 6: Preparation of PREVYMIS Intravenous Solution for Doses of 60 mg or Greater

PREVYMIS Dose	Volume of PREVYMIS 20 mg/mL to be Withdrawn from Vial	Volume of Diluent
480 mg	24 mL	250 mL
240 mg	12 mL	250 mL
120 mg	6 mL	100 mL
60 mg	3 mL	50 mL

- For the **40 mg dose**, prepare a dilution of PREVYMIS injection according to Table 7 in either 0.9% Sodium Chloride Injection, USP or 5% Dextrose Injection, USP and mix bag gently. Transfer 20 mL from the prepared dilution into an appropriately sized IV bag or syringe. Do not shake.

Table 7: Preparation of PREVYMIS Intravenous Solution for Doses of 40 mg

PREVYMIS Dose	Preparation of 2 mg/mL PREVYMIS Dilution	Final Infusion Volume of the Prepared 2 mg/mL PREVYMIS Dilution
40 mg	Add 5 mL of 20 mg/mL PREVYMIS to 45 mL of diluent (0.9% Sodium Chloride Injection or 5% Dextrose Injection) and mix gently	20 mL

Administration Instructions

- Administer the entire contents of the intravenous bag or syringe by intravenous infusion via a peripheral catheter or central venous line at a constant rate over 1 hour [see *Dosage and Administration (2.1)*].
- The diluted solution must be administered through a sterile 0.2 micron or 0.22 micron polyethersulfone (PES) in-line filter. Do not administer through a filter other than a sterile 0.2 micron or 0.22 micron PES in-line filter.
- Parenteral drug products should be inspected visually for particulate matter and discoloration prior to administration.
- Discard if the diluted solution is cloudy, discolored, or contains matter other than a few small translucent or white particles.

2.11 Storage of the Diluted Solution

The diluted solutions (as prepared in Table 6 or Table 7) are stable for up to 24 hours at room temperature or up to 48 hours under refrigeration at 2°C to 8°C (36°F to 46°F) (this time includes storage of the diluted solution in the intravenous bag through the duration of infusion).

2.12 Compatible Drug Products Used for Intravenous Administration

Compatible Drug Products

The physical compatibility of PREVYMIS injection with selected injectable drug products was evaluated in two commonly available diluents. PREVYMIS should not be co-administered through the same intravenous line (or cannula) with other drug products and diluent combinations except those listed below. Refer to the respective prescribing information of the co-administered drug(s) to confirm compatibility of simultaneous co-administration.

List of Compatible Drug Products when PREVYMIS and Drug Products are Prepared in 0.9% Sodium Chloride Injection, USP:

Ampicillin sodium, ampicillin sodium/sulbactam sodium, anti-thymocyte globulin, caspofungin, daptomycin, fentanyl citrate, fluconazole, furosemide, human insulin, magnesium sulfate, methotrexate, micafungin.

List of Compatible Drug Products when PREVYMIS and Drug Products are Prepared in 5% Dextrose Injection, USP:

Amphotericin B (lipid complex)*, anidulafungin, cefazolin sodium, ceftaroline, ceftriaxone sodium, doripenem, famotidine, folic acid, ganciclovir sodium, hydrocortisone sodium succinate, morphine sulfate, norepinephrine bitartrate, pantoprazole sodium, potassium chloride, potassium phosphate, tacrolimus, telavancin, tigecycline.

*Amphotericin B (lipid complex) is compatible with PREVYMIS. However, Amphotericin B (liposomal) is incompatible [see *Dosage and Administration (2.13)*].

2.13 Incompatible Drug Products and Other Materials Used for Intravenous Administration

Incompatible Drug Products

PREVYMIS injection is physically incompatible with amiodarone hydrochloride, amphotericin B (liposomal), aztreonam, cefepime hydrochloride, ciprofloxacin, cyclosporine, diltiazem hydrochloride, filgrastim, gentamicin sulfate, levofloxacin, linezolid, lorazepam, midazolam HCl, mycophenolate mofetil hydrochloride, ondansetron, palonosetron.

Incompatible IV Bags and Infusion Set Materials

PREVYMIS injection is incompatible with diethylhexyl phthalate (DEHP) plasticizers and polyurethane-containing IV administration set tubing.

3 DOSAGE FORMS AND STRENGTHS

Tablets

- PREVYMIS 240 mg tablet: yellow oval tablet with “591” on one side and corporate logo on the other side.
- PREVYMIS 480 mg tablet: pink oval, bi-convex tablet with “595” on one side and corporate logo on the other side.

Oral Pellets

- PREVYMIS oral pellets: beige round pellets in packets. Each packet contains 20 mg letermovir.
- PREVYMIS oral pellets: beige round pellets in packets. Each packet contains 120 mg letermovir.

Injection

- PREVYMIS 240 mg/12 mL (20 mg/mL) injection: clear and colorless solution in a single-dose vial.
- PREVYMIS 480 mg/24 mL (20 mg/mL) injection: clear and colorless solution in a single-dose vial.

4 CONTRAINDICATIONS

- PREVMIS is contraindicated in patients receiving pimozone or ergot alkaloids:
 - Pimozone: Concomitant administration of PREVMIS in patients receiving pimozone may result in increased concentrations of pimozone due to inhibition of cytochrome P450 3A (CYP3A) by letermovir, which may lead to QT prolongation and torsades de pointes [see *Warnings and Precautions (5.1) and Drug Interactions (7.2, 7.3)*].
 - Ergot alkaloids: Concomitant administration of PREVMIS in patients receiving ergot alkaloids may result in increased concentrations of ergot alkaloids (ergotamine and dihydroergotamine) due to inhibition of CYP3A by letermovir, which may lead to ergotism [see *Warnings and Precautions (5.1) and Drug Interactions (7.2, 7.3)*].
- PREVMIS is contraindicated with pitavastatin and simvastatin when co-administered with cyclosporine. Concomitant administration of PREVMIS in combination with cyclosporine may result in significantly increased pitavastatin or simvastatin concentrations, which may lead to myopathy or rhabdomyolysis [see *Warnings and Precautions (5.1) and Drug Interactions (7.2, 7.3)*].

5 WARNINGS AND PRECAUTIONS

5.1 Risk of Adverse Reactions or Reduced Therapeutic Effect Due to Drug Interactions

The concomitant use of PREVMIS and certain drugs may result in potentially significant drug interactions, some of which may lead to adverse reactions (PREVMIS or concomitant drugs) or reduced therapeutic effect of PREVMIS or the concomitant drug [see *Contraindications (4) and Drug Interactions (7.1, 7.2, 7.3)*].

See Table 11 for steps to prevent or manage these possible or known significant drug interactions, including dosing recommendations. Consider the potential for drug interactions prior to and during PREVMIS therapy; review concomitant medications during PREVMIS therapy; and monitor for adverse reactions associated with PREVMIS and concomitant medications.

5.2 Risks Associated with Hydroxypropyl Betadex Excipient in Intravenous Formulation

Intravenous formulation of PREVMIS contains the excipient hydroxypropyl betadex. PREVMIS injection should be used only in patients unable to take oral therapy and patients should be switched to oral PREVMIS as soon as they are able to take oral medications. If possible, intravenous administration should not exceed 4 weeks [see *Dosage and Administration (2.1)*].

In patients with renal impairment, accumulation of hydroxypropyl betadex may occur. In adult patients with CL_{cr} less than 50 mL/min and in pediatric patients with a similar degree of renal impairment (based on age-appropriate assessment of renal function) receiving PREVMIS injection, closely monitor serum creatinine levels [see *Dosage and Administration (2.7) and Use in Specific Populations (8.6)*].

Animal studies have shown the potential for hydroxypropyl betadex to cause ototoxicity [see *Nonclinical Toxicology (13.2)*]. The active ingredient, letermovir, is not known to be associated with ototoxicity.

6 ADVERSE REACTIONS

6.1 Clinical Trials Experience

Because clinical trials are conducted under widely varying conditions, adverse reaction rates observed in the clinical trials of a drug cannot be directly compared to rates in the clinical trials of another drug and may not reflect the rates observed in practice.

Adult CMV-seropositive Recipients [R+] of an Allogeneic HSCT

Prophylaxis Through Week 14 (~100 days) Post-HSCT

The safety of PREVYMIS was evaluated in a Phase 3 randomized, double-blind, placebo-controlled trial (P001) in which 565 subjects were randomized and treated with PREVYMIS (N=373) or placebo (N=192) through Week 14 post-HSCT. Adverse events were those reported while subjects were on study medication or within two weeks of study medication completion/discontinuation. The mean time for reporting adverse events and laboratory abnormalities was approximately 22% longer in the PREVYMIS arm compared to the placebo arm.

Cardiac Adverse Events

The cardiac adverse event rate was higher in subjects receiving PREVYMIS (13%) compared to subjects receiving placebo (6%). The most common cardiac adverse events were tachycardia (reported in 4% of PREVYMIS subjects and in 2% of placebo subjects) and atrial fibrillation (reported in 3% of PREVYMIS subjects and in 1% of placebo subjects). Among those subjects who experienced one or more cardiac adverse events, 85% of PREVYMIS and 92% of placebo subjects had events reported as mild or moderate in severity.

Common Adverse Events

The rate of adverse events occurring in at least 10% of subjects in the PREVYMIS group and at a frequency at least 2% greater than placebo are outlined in Table 8.

Table 8: Trial P001 All Grade Adverse Events Reported in $\geq 10\%$ of PREVYMIS-Treated HSCT Recipients at a Frequency at least 2% Greater than Placebo

Adverse Events	PREVYMIS (N=373)	Placebo (N=192)
nausea	27%	23%
diarrhea	26%	24%
vomiting	19%	14%
peripheral edema	14%	9%
cough	14%	10%
headache	14%	9%
fatigue	13%	11%
abdominal pain	12%	9%

Overall, similar proportions of subjects in each group discontinued study medication due to an adverse event (13% of PREVYMIS subjects vs. 12% of placebo subjects). The most frequently reported adverse event that led to study drug discontinuation was nausea, occurring in 2% of PREVYMIS subjects and 1% of placebo subjects. Hypersensitivity reaction, with associated moderate dyspnea, occurred in one subject following the first infusion of IV PREVYMIS after switching from oral PREVYMIS, leading to treatment discontinuation.

Laboratory Abnormalities

Selected laboratory abnormalities reported during treatment or within 2 weeks of stopping treatment are presented in Table 9.

Table 9: Trial P001 Selected Laboratory Abnormalities

	PREVYMIS N=373	Placebo N=192
Absolute neutrophil count (cells/ μ L)		
< 500	19%	19%
500 – < 750	4%	7%
750 – < 1000	8%	9%
Hemoglobin (g/dL)		
< 6.5	2%	1%
6.5 – < 8.0	14%	15%
8.0 – < 9.5	41%	43%
Platelets (cells/ μ L)		
< 25000	27%	21%
25000 – < 50000	17%	18%
50000 – < 100000	20%	30%
Serum creatinine (mg/dL)		
> 2.5	2%	3%
> 1.5 – 2.5	17%	20%

The median time to engraftment (defined as absolute neutrophil count $\geq 500/\text{mm}^3$ on 3 consecutive days after transplantation) was 19 days in the PREVYMIS group and 18 days in the placebo group.

Prophylaxis From Week 14 (~100 days) Through Week 28 (~200 days) Post-HSCT

The safety of PREVYMIS was evaluated in a Phase 3 randomized, double-blind, placebo-controlled trial (P040) in which 218 subjects who completed PREVYMIS prophylaxis through ~100 days post-HSCT were randomized to treatment with PREVYMIS (N=144) or placebo (N=74) through Week 28 (~200 days) post-HSCT. Adverse events were those reported while subjects were on study drug or within two weeks of study drug completion/discontinuation.

The most commonly reported adverse events in P040 were similar to those reported in P001. Study drug was discontinued due to an adverse event in 5% of PREVYMIS subjects and 1% of placebo subjects. The cardiac adverse event rate was 4% in the PREVYMIS and placebo groups.

The rates of hematologic laboratory abnormalities were comparable in the PREVYMIS and placebo groups. Serum creatinine abnormalities > 1.5 mg/dL occurred in 15% of PREVYMIS and 8% of placebo subjects.

Adult Kidney Transplant Recipients [D+/R-]

The safety of PREVYMIS was evaluated in a Phase 3 randomized, double-blind, active comparator-controlled trial (P002) in which 589 subjects were treated with PREVYMIS (N=292) or valganciclovir (N=297) through Week 28 post-transplant. Adverse events were those reported while subjects were on study medication or within two weeks of study medication completion/discontinuation. In these subjects,

diarrhea was reported in at least 10% of subjects in the PREVYMIS group and at a frequency greater than valganciclovir (PREVYMIS, 32%; valganciclovir, 29%). Study drug was discontinued due to an adverse event in 4% of PREVYMIS subjects and 14% of valganciclovir subjects. The most frequently reported adverse events that led to study drug discontinuation were neutropenia (PREVYMIS, 1%; valganciclovir, 2%) and leukopenia (PREVYMIS, 1%; valganciclovir, 5%).

Laboratory Abnormalities

Selected laboratory abnormalities reported through Week 28 post-transplant are presented in Table 10.

Table 10: Trial P002 Selected Laboratory Abnormalities

	PREVYMIS N=292	Valganciclovir N=297
Absolute neutrophil count (cells/ μ L)		
< 500	2%	7%
500 – < 750	1%	4%
750 – < 1000	1%	8%
Total < 1000	5%	18%
Hemoglobin (g/dL)		
< 6.5	2%	0%
6.5 – < 8.0	4%	5%
8.0 – < 9.5	29%	32%
Total < 9.5	34%	37%
Platelets (cells/ μ L)		
< 50000	0%	0%
50000 – < 100000	1%	3%
Total < 100000	1%	3%
Leukocytes (cells/ μ L)		
< 1000	1%	2%
1000 – < 2000	5%	19%
2000 – < 2500	4%	14%
Total < 2500	10%	35%
Serum creatinine (mg/dL)		
> 2.5	24%	22%
> 1.5 – 2.5	49%	52%
Total > 1.5	73%	73%

Pediatric Recipients of an Allogeneic HSCT

The safety of PREVYMIS was evaluated in 63 pediatric subjects aged 2 months to less than 18 years of age who received an allogeneic HSCT (P030). PREVYMIS was administered orally (tablet or pellet) or intravenously. The duration of PREVYMIS exposure ranged from 3 days to 102 days (median duration 84 days). The safety profile was consistent with the safety profile observed in clinical trials of PREVYMIS in adults [see *Use in Specific Populations (8.4) and Clinical Studies (14.4)*].

7 DRUG INTERACTIONS

7.1 Potential for Other Drugs to Affect PREVYMIS

Letermovir is a substrate of organic anion-transporting polypeptide 1B1/3 (OATP1B1/3) and P-glycoprotein (P-gp) transporters and UDP-glucuronosyltransferase 1A1/3 (UGT1A1/3) enzymes. Co-administration of PREVYMIS with drugs that are inhibitors of OATP1B1/3 transporters may result in increases in letermovir plasma concentrations (Table 11).

Co-administration of PREVYMIS with inducers of transporters (e.g., P-gp) and/or enzymes (e.g., UGTs) is not recommended due to the potential for a decrease in letermovir plasma concentrations (see *Table 11*).

7.2 Potential for PREVYMIS to Affect Other Drugs

Co-administration of PREVYMIS with midazolam results in increased midazolam plasma concentrations, indicating that letermovir is a moderate inhibitor of CYP3A [see *Clinical Pharmacology (12.3)*]. Co-administration of PREVYMIS with drugs that are CYP3A substrates may result in clinically relevant increases in the plasma concentrations of co-administered CYP3A substrates (Table 11) [see *Contraindications (4) and Warnings and Precautions (5.1)*].

Letermovir is an inhibitor of OATP1B1/3 transporters. Co-administration of PREVYMIS with drugs that are substrates of OATP1B1/3 transporters may result in a clinically relevant increase in plasma concentrations of co-administered OATP1B1/3 substrates (Table 11).

The magnitude of CYP3A- and OATP1B1/3-mediated drug interactions on co-administered drugs may be different when PREVYMIS is co-administered with cyclosporine. See the prescribing information for cyclosporine for information on drug interactions with cyclosporine.

7.3 Established and Other Potentially Significant Drug Interactions

If dose adjustments of concomitant medications are made due to treatment with PREVYMIS, doses should be readjusted after treatment with PREVYMIS is completed.

Table 11 provides a listing of established or potentially clinically significant drug interactions. The drug interactions described are based on adult studies conducted with PREVYMIS or are predicted drug interactions that may occur with PREVYMIS [see *Contraindications (4), Warnings and Precautions (5.1), and Clinical Pharmacology (12.3)*].

Table 11: Potentially Significant Drug Interactions: Alteration in Dose May Be Recommended Based on Results from Adult Drug Interaction Studies or Predicted Interactions* (Information in the Table Applies to Co-administration of PREVYMIS and the Concomitant Drug without Cyclosporine, Unless Otherwise Indicated)

Concomitant Drug Class and/or Clearance Pathway: Drug Name	Effect on Concentration†	Clinical Comments
--	--------------------------	-------------------

Anti-arrhythmic Agents		
amiodarone	↑ amiodarone	Close clinical monitoring for adverse events related to amiodarone is recommended during co-administration. Frequently monitor amiodarone concentrations when amiodarone is co-administered with PREVYMIS.
Antibiotics		
nafcillin	↓ letermovir	Co-administration of PREVYMIS and nafcillin is not recommended due to potential for loss of efficacy of PREVYMIS.
Anticoagulants		
warfarin	↓ warfarin	When PREVYMIS is co-administered with warfarin, frequently monitor International Normalized Ratio (INR) †.
Anticonvulsants		
carbamazepine	↓ letermovir	Co-administration of PREVYMIS and carbamazepine is not recommended due to potential for loss of efficacy of PREVYMIS.
phenobarbital	↓ letermovir	Co-administration of PREVYMIS and phenobarbital is not recommended due to potential for loss of efficacy of PREVYMIS.
phenytoin	↓ letermovir ↓ phenytoin	Co-administration of PREVYMIS and phenytoin is not recommended due to potential for loss of efficacy of PREVYMIS.
Antidiabetic Agents		
Examples: glyburide, repaglinide, rosiglitazone	↑ glyburide ↑ repaglinide ↑ rosiglitazone	When PREVYMIS is co-administered with glyburide, repaglinide, or rosiglitazone, frequently monitor glucose concentrations †. When PREVYMIS is co-administered with cyclosporine, use of repaglinide is not recommended.
Antifungals		
voriconazole §	↓ voriconazole	If concomitant administration of voriconazole is necessary, closely monitor for reduced effectiveness of voriconazole †.
Antimycobacterials		
rifabutin	↓ letermovir	Co-administration of PREVYMIS and rifabutin is not recommended due to potential for loss of efficacy of PREVYMIS.

rifampin [§]	↓ letermovir	Co-administration of PREVYMIS and rifampin is not recommended due to potential for loss of efficacy of PREVYMIS.
Antipsychotics		
pimozide	↑ pimozide	Co-administration is contraindicated due to risk of QT prolongation and torsades de pointes [see <i>Contraindications (4)</i>].
thioridazine	↓ letermovir	Co-administration of PREVYMIS and thioridazine is not recommended due to potential for loss of efficacy of PREVYMIS.
Endothelin Antagonists		
bosentan	↓ letermovir	Co-administration of PREVYMIS and bosentan is not recommended due to potential for loss of efficacy of PREVYMIS.
Ergot Alkaloids		
ergotamine, dihydroergotamine	↑ ergotamine, dihydroergotamine	Co-administration is contraindicated due to risk of ergotism [see <i>Contraindications (4)</i>].
Herbal Products		
St. John's wort (<i>Hypericum perforatum</i>)	↓ letermovir	Co-administration of PREVYMIS and St. John's wort is not recommended due to potential for loss of efficacy of PREVYMIS.
HIV Medications		
efavirenz	↓ letermovir	Co-administration of PREVYMIS and efavirenz is not recommended due to potential for loss of efficacy of PREVYMIS.
etravirine	↓ letermovir	Co-administration of PREVYMIS and etravirine is not recommended due to potential for loss of efficacy of PREVYMIS.
nevirapine	↓ letermovir	Co-administration of PREVYMIS and nevirapine is not recommended due to potential for loss of efficacy of PREVYMIS.
HMG-CoA Reductase Inhibitors		
atorvastatin [§]	↑ atorvastatin	When PREVYMIS is co-administered with atorvastatin, do not exceed an atorvastatin dosage of 20 mg daily [‡] . Closely monitor patients for myopathy and rhabdomyolysis. When PREVYMIS is co-administered with cyclosporine, use of atorvastatin is not recommended.

pitavastatin, simvastatin	↑ HMG-CoA reductase inhibitors	Co-administration of PREVYMIS and pitavastatin or simvastatin is not recommended. When PREVYMIS is co-administered with cyclosporine, use of either pitavastatin or simvastatin is contraindicated due to significantly increased pitavastatin or simvastatin concentrations and risk of myopathy or rhabdomyolysis [see <i>Contraindications (4)</i>].
fluvastatin, lovastatin, pravastatin, rosuvastatin	↑ HMG-CoA reductase inhibitors	When PREVYMIS is co-administered with these statins, a statin dosage reduction may be necessary‡. Closely monitor patients for myopathy and rhabdomyolysis. When PREVYMIS is co-administered with cyclosporine, use of lovastatin is not recommended. When PREVYMIS is co-administered with cyclosporine, refer to the statin prescribing information for specific statin dosing recommendations.
Immunosuppressants		
cyclosporine§	↑ cyclosporine ↑ letermovir	Decrease the dosage of PREVYMIS to 240 mg once daily in adult and pediatric patients 12 years of age and older [see <i>Dosage and Administration (2.4)</i> and <i>Clinical Pharmacology (12.3)</i>]. Dose adjustment may be required in pediatric patients less than 12 years of age [see <i>Dosage and Administration (2.6)</i> and <i>Clinical Pharmacology (12.3)</i>]. Frequently monitor cyclosporine whole blood concentrations during treatment and after discontinuation of PREVYMIS and adjust the dose of cyclosporine accordingly‡.
sirolimus§	↑ sirolimus	When PREVYMIS is co-administered with sirolimus, frequently monitor sirolimus whole blood concentrations during treatment and after discontinuation of PREVYMIS and adjust the dose of sirolimus accordingly§. When PREVYMIS is co-administered with cyclosporine and sirolimus, refer to the sirolimus prescribing information for specific sirolimus dosing recommendations‡.
tacrolimus§	↑ tacrolimus	Frequently monitor tacrolimus whole blood concentrations during treatment and after discontinuation of PREVYMIS and adjust the dose of tacrolimus accordingly‡.
Proton Pump Inhibitors		

omeprazole	↓ omeprazole	Clinical monitoring and dose adjustment may be needed.
pantoprazole	↓ pantoprazole	Clinical monitoring and dose adjustment may be needed.
Wakefulness-Promoting Agents		
modafinil	↓ letermovir	Co-administration of PREVMIS and modafinil is not recommended due to potential for loss of efficacy of PREVMIS.
CYP3A Substrates		
Examples: alfentanil, fentanyl, midazolam, and quinidine	↑ CYP3A substrate	<p>When PREVMIS is co-administered with a CYP3A substrate, refer to the prescribing information for dosing of the CYP3A substrate with a moderate CYP3A inhibitor[‡].</p> <p>When PREVMIS is co-administered with cyclosporine, the combined effect on CYP3A substrates may be similar to a strong CYP3A inhibitor. Refer to the prescribing information for dosing of the CYP3A substrate with a strong CYP3A inhibitor[‡].</p> <p>CYP3A substrates pimozide and ergot alkaloids are contraindicated [see <i>Contraindications (4)</i>].</p>
<p>* This table is not all inclusive. [†] ↓ =decrease, ↑ =increase [‡] Refer to the respective prescribing information. [§] These interactions have been studied [see <i>Clinical Pharmacology (12.3)</i>].</p>		

7.4 Drugs without Clinically Significant Interactions with PREVMIS

No clinically significant interactions were observed in adult clinical drug-drug interaction studies of letermovir and acyclovir, digoxin, mycophenolate mofetil, fluconazole, itraconazole, posaconazole, ethinyl estradiol, and levonorgestrel.

8 USE IN SPECIFIC POPULATIONS

8.1 Pregnancy

Risk Summary

No adequate human data are available to establish whether PREVMIS poses a risk to pregnancy outcomes. In animal reproduction studies, embryo-fetal developmental toxicity (including fetal malformations) was observed in rats during the period of organogenesis at letermovir exposures (AUC) 11 times higher than human exposure at the recommended human dose (RHD). In rabbits, no embryo-fetal developmental toxicity was noted at exposures that were not maternally toxic (up to letermovir exposures 2 times higher than human exposure at the RHD). In a rat pre/post-natal development study, total litter loss was observed at maternal letermovir exposures approximately 2 times higher than human exposure at the RHD (see *Data*).

The background risk of major birth defects and miscarriage for the indicated population is unknown. In the U.S. general population, the estimated background risk of major birth defects and miscarriage in clinically recognized pregnancies is 2-4% and 15-20%, respectively.

Data

Animal Data

Letermovir was administered orally to pregnant rats at 0, 10, 50 or 250 mg/kg/day from gestation days 6 to 17. Developmental toxicities, including skeletal malformations and umbilical cord shortening, were observed at 250 mg/kg/day (approximately 11 times higher than human exposure at the RHD). In addition, decreased fetal body weight and skeletal variations (due to maternal toxicity) were observed at this dose. No embryo-fetal toxicities were observed at 50 mg/kg/day (approximately 3 times higher than human exposure at the RHD).

Letermovir was administered orally to pregnant rabbits at 0, 25, 75 or 225 mg/kg/day from gestation days 6 to 20. Developmental toxicities, including spontaneous abortion, increased post-implantation loss, and skeletal variations, were observed at a maternally toxic dose (225 mg/kg/day; approximately 2 times higher than human exposure at the RHD). No embryo-fetal toxicities were observed at 75 mg/kg/day (less than human exposure at the RHD).

In the pre/post-natal development study, letermovir was administered orally to pregnant rats at 0, 10, 45 or 180 mg/kg/day from gestation day 6 to lactation day 22. At 180 mg/kg/day (approximately 2 times higher than human exposure at the RHD), total litter loss due to stillbirth or possible maternal neglect was observed in 5 of 23 pregnant females by post-partum/lactation day 4. In surviving offspring, slight developmental delays in vaginal opening and pinna unfolding were accompanied by reduced body weight gain at this dose. No toxicities were observed at 45 mg/kg/day (similar to human exposure at the RHD).

8.2 Lactation

Risk Summary

It is not known whether letermovir is present in human breast milk, affects human milk production, or has effects on the breastfed child.

When administered to lactating rats, letermovir was present in the milk of lactating rats as well as the blood of nursing pups (*see Data*).

The developmental and health benefits of breastfeeding should be considered along with the mother's clinical need for PREVYMIS and any potential adverse effects on the breastfed child from PREVYMIS or from the underlying maternal condition.

Data

In a lactation study, letermovir was excreted in milk when administered intravenously (at 10 mg/kg) to lactating rats on post-partum/lactation day 10. Letermovir was also detected in the blood of nursing pups on post-partum/lactation day 21 in the pre/post-natal developmental study.

8.3 Females and Males of Reproductive Potential

Infertility

There are no data on the effect of letermovir on human fertility. Decreased fertility due to testicular toxicity was observed in male rats [*see Nonclinical Toxicology (13.1, 13.2)*].

8.4 Pediatric Use

The safety and effectiveness of PREVYMIS have been established for:

- Prophylaxis of CMV infection and disease in pediatric CMV-seropositive recipients of an allogeneic HSCT 6 months of age and older and weighing at least 6 kg, and

- Prophylaxis of CMV disease in pediatric kidney transplant recipients 12 years of age and older and weighing at least 40 kg who are at high risk [D+/R-].

HSCT Recipients: The use of PREVYMIS for prophylaxis of CMV infection and disease in pediatric recipients of an allogeneic HSCT is supported by evidence from adequate and well-controlled studies in adults with additional pharmacokinetic and safety data from pediatric patients in Trial P030. The safety and pharmacokinetic results were similar to those in adults [see *Warnings and Precautions (5.2)*, *Adverse Reactions (6.1)*, *Clinical Pharmacology (12.3)*, *Clinical studies (14.2, 14.4)*].

Kidney Transplant Recipients: The use of PREVYMIS for prophylaxis of CMV disease in high-risk [D+/R-] kidney transplant recipients 12 years of age and older and weighing at least 40 kg is supported by evidence from an adequate and well-controlled study in adults and safety data from pediatric HSCT recipients (Trial P030). Letermovir exposures are expected to be similar between adult and pediatric patients 12 years of age and older and weighing at least 40 kg [see *Warnings and Precautions (5.2)*, *Adverse Reactions (6.1)*, *Clinical Pharmacology (12.3)*, *Clinical studies (14.3, 14.4)*].

The safety and effectiveness of PREVYMIS have not been established for:

- HSCT recipients less than 6 months of age or weighing less than 6 kg, or
- Kidney transplant recipients less than 12 years of age or weighing less than 40 kg.

8.5 Geriatric Use

Of the 373 subjects treated with PREVYMIS in Trial P001, 56 (15%) subjects were 65 years of age or older. Of the 144 subjects treated with PREVYMIS in Trial P040, 32 (22%) subjects were 65 years of age or older. Of the 292 subjects treated with PREVYMIS in Trial P002, 48 (16%) subjects were 65 years of age or older. Safety and efficacy were similar across older and younger subjects in each trial. No dosage adjustment of PREVYMIS is required based on age [see *Clinical Pharmacology (12.3)*].

8.6 Renal Impairment

For adult patients with CL_{cr} greater than 10 mL/min (by Cockcroft-Gault equation), and pediatric patients with a similar degree of renal impairment (based on age-appropriate assessment of renal function), no dosage adjustment of PREVYMIS is required based on renal impairment [see *Clinical Pharmacology (12.3)*]. The safety of PREVYMIS in adult patients with end-stage renal disease (CL_{cr} less than 10 mL/min) or in pediatric patients with a similar degree of renal impairment (based on age-appropriate assessment of renal function), including patients on dialysis, is unknown.

In adult patients with CL_{cr} less than 50 mL/min and in pediatric patients with a similar degree of renal impairment (based on age-appropriate assessment of renal function) receiving PREVYMIS injection, accumulation of the intravenous vehicle, hydroxypropyl betadex, could occur. Closely monitor serum creatinine levels in these patients [see *Dosage and Administration (2.7)* and *Warnings and Precautions (5.2)*].

8.7 Hepatic Impairment

No dosage adjustment of PREVYMIS is required for patients with mild (Child-Pugh Class A) or moderate (Child-Pugh Class B) hepatic impairment. PREVYMIS is not recommended for patients with severe (Child-Pugh Class C) hepatic impairment [see *Clinical Pharmacology (12.3)*].

10 OVERDOSAGE

There is no specific antidote for overdose with PREVYMIS. In case of overdose, it is recommended that the patient be monitored for adverse reactions and appropriate symptomatic treatment be instituted.

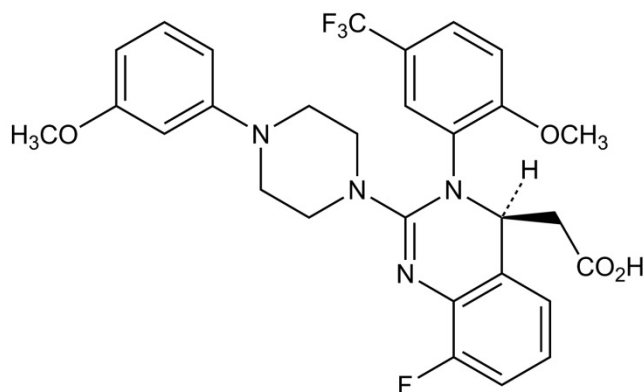
It is unknown whether dialysis will result in meaningful removal of PREVYMIS from systemic circulation.

11 DESCRIPTION

PREVYMIS contains letermovir, an inhibitor of the CMV DNA terminase complex, and is administered orally or by intravenous infusion.

Letermovir has a molecular formula of $C_{29}H_{28}F_4N_4O_4$ and a molecular weight of 572.55. The chemical name for letermovir is (4S)-2-{8-Fluoro-2-[4-(3-methoxyphenyl)piperazin-1-yl]-3-[2-methoxy-5-(trifluoromethyl)phenyl]-3,4-dihydroquinazolin-4-yl}acetic acid. Letermovir is very slightly soluble in water.

The chemical structure of letermovir is:



PREVYMIS is available as 240 mg and 480 mg tablets. PREVYMIS tablets contain either 240 mg or 480 mg of letermovir and the following inactive ingredients: colloidal silicon dioxide, croscarmellose sodium, magnesium stearate, microcrystalline cellulose, povidone 25, and film-coated with a coating material containing the following inactive ingredients: hypromellose 2910, iron oxide red (only for 480 mg tablets), iron oxide yellow, lactose monohydrate, titanium dioxide, and triacetin. Carnauba wax is added as a polishing agent.

PREVYMIS is available as 20 mg and 120 mg packets of oral pellets. PREVYMIS packets of oral pellets contain either 20 mg or 120 mg of letermovir. PREVYMIS oral pellets contain the following inactive ingredients: colloidal silicon dioxide, croscarmellose sodium, magnesium stearate, microcrystalline cellulose, povidone K-29/32, and are film-coated with a coating material containing the following inactive ingredients: hypromellose 2910, iron oxide red, iron oxide yellow, lactose monohydrate, titanium dioxide, and triacetin.

PREVYMIS is also available as 240 mg/12 mL (20 mg/mL) and 480 mg/24 mL (20 mg/mL) injection for intravenous infusion. PREVYMIS injection is a clear, preservative-free sterile solution and may contain a few small translucent or white particles in single-dose vials of either 240 mg or 480 mg per vial. Each 1 mL of solution contains 20 mg letermovir, hydroxypropyl betadex (150 mg), sodium chloride (3.1 mg), sodium hydroxide (1.2 mg), and Water for Injection. The amount of sodium hydroxide may be adjusted to achieve a pH of approximately 7.5.

12 CLINICAL PHARMACOLOGY

12.1 Mechanism of Action

PREVYMIS is an antiviral drug against CMV [see *Microbiology (12.4)*].

12.2 Pharmacodynamics

Cardiac Electrophysiology

In a thorough QT trial in healthy adult subjects, letermovir at the therapeutic IV dose or at a dose of 2 times the approved IV dose did not prolong QTc to any clinically relevant extent.

12.3 Pharmacokinetics

The pharmacokinetic properties of letermovir are displayed in Table 12.

Table 12: Absorption, Distribution, Metabolism, Elimination (ADME), and Pharmacokinetic Properties of PREVMIS*

Pharmacokinetics in Adult HSCT Recipients	
Treatment Regimen	Steady-state median (90% prediction interval) AUC (ng•hr/mL) of PREVMIS
480 mg oral once daily, no cyclosporine	34,400 (16,900, 73,700)
480 mg IV once daily, no cyclosporine	100,000 (65,300, 148,000)
240 mg oral once daily, with cyclosporine	60,800 (28,700, 122,000)
240 mg IV once daily, with cyclosporine	70,300 (46,200, 106,000)
Pharmacokinetics in Adult Kidney Transplant Recipients	
Treatment Regimen	Steady-state median (90% prediction interval) AUC (ng•hr/mL) of PREVMIS
480 mg oral once daily, no cyclosporine	62,700 (17,500, 139,000)
240 mg oral once daily, with cyclosporine	71,900 (42,400, 125,000)
Pharmacokinetics in Adult Healthy Subjects	
Treatment Regimen	Steady-state geometric mean AUC and Cmax of PREVMIS
480 mg oral once daily	Cmax: 13,000 ng/mL AUC: 71,500 ng•hr/mL
Dose proportionality	Greater than proportional following single and multiple oral or IV doses of PREVMIS 240 mg and 480 mg
Accumulation ratio [†]	Cmax: 1.03 AUC: 1.22
Time to steady-state	9-10 days
Absorption	
Bioavailability	Healthy adult subjects administered PREVMIS without cyclosporine: 94% at an oral dose range of 240 mg to 480 mg

	<p>Adult HSCT recipients administered PREVYMIS without cyclosporine: 35% with 480 mg oral once daily</p> <p>Adult HSCT recipients administered PREVYMIS with cyclosporine: 85% with 240 mg oral once daily</p> <p>Adult kidney transplant recipients administered PREVYMIS without cyclosporine: 56%[‡] with 480 mg oral once daily</p>
Median Tmax (hr)	1.5 to 3.0 hr
Effect of food (relative to fasting) [§]	<p>AUC: 99.63% [84.27% - 117.80%]</p> <p>Cmax: 129.82% [104.35% - 161.50%]</p>
Oral pellets versus tablet (fasting)	AUC and Cmax values were comparable when comparing PREVYMIS tablet (240 mg) and PREVYMIS oral pellets (2 X 120 mg)
Distribution	
Mean steady-state volume of distribution	45.5 L following IV administration in adult HSCT recipients
% <i>In vitro</i> bound to human plasma proteins	99% across the concentration range of 0.2 to 50 mg/L
<i>In vitro</i> blood-to-plasma ratio	0.56 across the concentration range of 0.1 to 10 mg/L
Metabolism	
<i>In vitro</i> metabolism	UGT1A1/1A3 (minor)
Drug-related component in plasma	<p>97% unchanged parent</p> <p>No major metabolites detected in plasma</p>
Elimination	
Route of elimination	Hepatic uptake (OATP1B1/3)
Mean terminal t _{1/2} (hr)	12 hrs after dosing of PREVYMIS 480 mg IV once daily
% of dose excreted in feces [¶]	93%
% of dose excreted in urine [¶]	<2%
% of unchanged drug excreted in feces [¶]	70%
<p>* Values were obtained in studies of healthy adult subjects unless otherwise indicated.</p> <p>† Based on geometric mean data.</p> <p>‡ 95% CI (46%, 65%)</p> <p>§ Values refer to geometric mean ratio [fed/fasted] percentage and 90% confidence interval back transformed from linear mixed-effects model performed on natural log-transformed values. The meal</p>	

administered was a standard high fat and high calorie meal (33 grams protein, 65 grams carbohydrates, 58 grams fat; 920 total calories).

† Single oral administration of radiolabeled letermovir in mass balance study.

Specific Populations

Pediatric Patients

Letermovir AUC in pediatric HSCT recipients was estimated using population pharmacokinetic analysis using Trial P030 data (see Table 13 and Table 14). Exposures for pediatric HSCT recipients for body weight bands 6 kg and above are within the range of exposures observed at the recommended doses of PREVYMIS in adults (see Table 12).

Table 13: PREVYMIS AUC (ng•hr/mL) Values Following Once Daily Oral Administration in Pediatric HSCT Recipients

Body Weight	Oral Dose, No Cyclosporine	Steady-state Median (90% Prediction Interval)*	Oral Dose, With Cyclosporine	Steady-state Median (90% Prediction Interval)*
30 kg and above†	480 mg	38,500 (18,100, 78,100)	240 mg	50,200 (24,100, 102,000)
15 kg to less than 30 kg	240 mg	39,600 (21,300, 71,800)	120 mg	53,200 (27,800, 102,000)
7.5 kg to less than 15 kg	120 mg	32,900 (16,800, 61,200)	60 mg	42,300 (22,300, 81,500)
6 kg to less than 7.5 kg‡	80 mg	29,400 (16,600, 54,100)	40 mg	39,200 (20,900, 71,800)

* Medians and 90% prediction intervals are based on simulations using the pediatric HSCT population PK model with inter-individual variability.
† Includes pediatric patients 12 years of age and older or weighing ≥ 30 kg.
‡ Includes pediatric patients 6 months of age and older and weighing 6 kg to < 7.5 kg.

Table 14: PREVYMIS AUC (ng•hr/mL) Values Following Once Daily IV Administration in Pediatric HSCT Recipients

Body Weight	IV Dose, No Cyclosporine	Steady-state Median (90% Prediction Interval)*	IV Dose, With Cyclosporine	Steady-state Median (90% Prediction Interval)*
30 kg and above†	480 mg	114,000 (53,900, 230,000)	240 mg	61,400 (29,300, 128,000)
15 kg to less than 30 kg	120 mg	56,400 (29,100, 110,000)	120 mg	62,300 (32,100, 114,000)
7.5 kg to less than 15 kg	60 mg	45,900 (24,500, 86,400)	60 mg	49,900 (26,300, 96,300)
6 kg to less than 7.5 kg‡	40 mg	42,800 (23,800, 79,200)	40 mg	46,400 (26,300, 86,500)

* Medians and 90% prediction intervals are based on simulations using the pediatric HSCT population PK model with inter-individual variability.
† Includes pediatric patients 12 years of age and older or weighing ≥ 30 kg.
‡ Includes pediatric patients 6 months of age and older and weighing 6 kg to < 7.5 kg.

Age, Gender, Race, and Weight

Age (18 to 82 years), gender, race, and body weight (up to 100 kg) did not have a clinically significant effect on the pharmacokinetics of letermovir in adult subjects.

Renal Impairment

Clinical Study in a Renally Impaired Population

Letermovir AUC was approximately 1.9- and 1.4-fold higher in adult subjects with moderate (eGFR greater than or equal to 30 to 59 mL/min/1.73m²) and severe (eGFR less than 30 mL/min/1.73m²) renal impairment, respectively, compared to healthy adult subjects.

Post-kidney Transplant

Based on population pharmacokinetic analysis, letermovir AUC was approximately 1.1-, 1.3- and 1.4-fold higher in adult subjects with mild (CLcr greater than or equal to 60 to less than 90 mL/min), moderate (CLcr greater than or equal to 30 to less than 60 mL/min) and severe (CLcr greater than or equal to 15 to less than 30 mL/min) renal impairment, respectively, compared to adult subjects with CLcr greater than or equal to 90 mL/min.

Intravenous Formulation

Hydroxypropyl betadex present in the intravenous letermovir formulation is mainly eliminated by glomerular filtration. Decreased elimination of hydroxypropyl betadex has been reported in the literature in patients with severe renal impairment.

Hepatic Impairment

Letermovir AUC was approximately 1.6- and 3.8-fold higher in adult subjects with moderate (Child-Pugh Class B [CP-B], score of 7-9) and severe (Child-Pugh Class C [CP-C], score of 10-15) hepatic impairment, respectively, compared to healthy adult subjects.

Drug Interaction Studies

Drug interaction studies were performed in healthy adult subjects with PREVMIS and drugs likely to be co-administered or drugs commonly used as probes for pharmacokinetic interactions (*see Table 15 and Table 16*).

In vitro results indicate that letermovir is a substrate of drug metabolizing enzymes CYP3A, CYP2D6, UGT1A1, and UGT1A3, and transporters OATP1B1/3 and P-gp. Oxidative metabolism is considered to be a minor elimination pathway based on *in vivo* human data. Inhibitors of OATP1B1/3 may result in increases in letermovir plasma concentrations. Changes in letermovir plasma concentrations due to inhibition of P-gp/BCRP by itraconazole were not clinically relevant. Changes in letermovir plasma concentrations due to inhibition of UGTs are not anticipated to be clinically relevant.

Based on *in vitro* studies, the metabolism of letermovir is not mediated by CYP1A2, CYP2A6, CYP2B6, CYP2C8, CYP2C9, CYP2C18, CYP2C19, CYP2E1, CYP4A11, UGT1A4, UGT1A6, UGT1A7, UGT1A8, UGT1A9, UGT1A10, UGT2B4, UGT2B7, UGT2B15, or UGT2B17. The transport of letermovir is not mediated by OATP2B1, OCT1, OAT1, BCRP, or MRP2 *in vitro*.

Letermovir is a time-dependent inhibitor and inducer of CYP3A *in vitro*. Co-administration of PREVMIS with midazolam resulted in increased exposure of midazolam, indicating that the net effect of letermovir on CYP3A is moderate inhibition (*see Table 16*). Based on these results, co-administration of PREVMIS with CYP3A substrates may increase the plasma concentrations of the CYP3A substrates [*see Contraindications (4), Warnings and Precautions (5.1), Drug Interactions (7.2, 7.3), and Table 11*]. Letermovir is a reversible inhibitor of CYP2C8 *in vitro*. When co-administered with PREVMIS, plasma concentrations of CYP2C8 substrates are predicted to be increased [*see Table 11 in Drug Interactions (7.3)*]. Co-administration of PREVMIS reduced the exposure of voriconazole, most likely due to the induction of voriconazole elimination pathways, CYP2C9 and CYP2C19. Co-administration of PREVMIS with CYP2C9 and CYP2C19 substrates may decrease the plasma concentrations of the CYP2C9 and CYP2C19 substrates [*see Table 11 in Drug Interactions (7.3)*]. Letermovir is an inducer of CYP2B6 *in vitro*; the clinical relevance is unknown.

Letermovir inhibited efflux transporters P-gp, breast cancer resistance protein (BCRP), bile salt export pump (BSEP), multidrug resistance-associated protein 2 (MRP2), OAT3, and hepatic uptake transporter OATP1B1/3 *in vitro*. Co-administration of PREVYMIS with substrates of OATP1B1/3 transporters (e.g., atorvastatin, a known substrate of CYP3A, OATP1B1/3, and potentially BCRP) may result in a clinically relevant increase in plasma concentrations of OATP1B1/3 substrates [see Table 11 in Drug Interactions (7.3)]. There were no clinically relevant changes in plasma concentrations of digoxin, a P-gp substrate, or acyclovir, an OAT3 substrate, following co-administration with PREVYMIS in clinical studies (see Table 16). The effect of letermovir on BCRP, BSEP, and MRP2 substrates was not evaluated in clinical studies; the clinical relevance is unknown.

Based on *in vitro* results letermovir is not an inhibitor of CYP1A2, CYP2A6, CYP2C9, CYP2C19, CYP2D6, CYP2E1, UGT1A4, UGT1A6, UGT1A9, or UGT2B7 and is not an inducer of CYP1A2. Letermovir is not an inhibitor of OATP2B1, OCT1, OCT2, or OAT1 *in vitro*.

Table 15: Drug Interactions: Changes in Pharmacokinetics of Letermovir in the Presence of Co-administered Drug

Co-administered Drug	Regimen of Co-administered Drug	Letermovir Regimen	Geometric Mean Ratio [90% CI] of Letermovir PK with/without Co-administered Drug (No Effect=1.00)		
			AUC	Cmax	C24hr*
Antifungals					
fluconazole	400 mg single dose PO	480 mg single dose PO	1.11 (1.01, 1.23)	1.06 (0.93, 1.21)	1.28 (1.15, 1.43)
itraconazole	200 mg once daily PO	480 mg once daily PO	1.33 (1.17, 1.51)	1.21 (1.05, 1.39)	1.90 (1.58, 2.28)
Antimycobacterials					
rifampin	600 mg single dose PO	480 mg single dose PO	2.03 (1.84, 2.26)	1.59 (1.46, 1.74)	2.01 (1.59, 2.54)
	600 mg single dose IV	480 mg single dose PO	1.58 (1.38, 1.81)	1.37 (1.16, 1.61)	0.78 (0.65, 0.93)
	600 mg once daily PO	480 mg once daily PO	0.81 (0.67, 0.98)	1.01 (0.79, 1.28)	0.14 (0.11, 0.19)
	600 mg once daily PO (24 hours after rifampin) [†]	480 mg once daily PO	0.15 (0.13, 0.17)	0.27 (0.22, 0.31)	0.09 (0.06, 0.12)
Immunosuppressants					
cyclosporine	200 mg single dose PO	240 mg once daily PO	2.11 (1.97, 2.26)	1.48 (1.33, 1.65)	2.06 (1.81, 2.35)

Co-administered Drug	Regimen of Co-administered Drug	Letermovir Regimen	Geometric Mean Ratio [90% CI] of Letermovir PK with/without Co-administered Drug (No Effect=1.00)		
			AUC	Cmax	C24hr*
mycophenolate mofetil	1 g single dose PO	480 mg once daily PO	1.18 (1.04, 1.32)	1.11 (0.92, 1.34)	1.39 (1.12, 1.74)
tacrolimus	5 mg single dose PO	80 mg twice daily PO	1.02 (0.97, 1.07)	0.92 (0.84, 1.00)	1.02 (0.93, 1.12)

Abbreviations: PO= oral
* C12hr for tacrolimus
† These data are the effect of rifampin on letermovir 24 hours after final rifampin dose.

Table 16: Drug Interactions: Changes in Pharmacokinetics for Co-administered Drug in the Presence of Letermovir

Co-administered Drug	Regimen of Co-administered Drug	Letermovir Regimen	Geometric Mean Ratio [90% CI] of Co-administered Drug PK with/without Letermovir (No Effect=1.00)		
			AUC	Cmax	C24hr*
CYP3A Substrates					
midazolam	1 mg single dose IV	240 mg once daily PO	1.47 (1.37, 1.58)	1.05 (0.94, 1.17)	2.74 (2.16, 3.49)
	2 mg single dose PO	240 mg once daily PO	2.25 (2.04, 2.48)	1.72 (1.55, 1.92)	Not available
P-gp Substrates					
digoxin	0.5 mg single dose PO	240 mg twice daily PO	0.88 (0.80, 0.96)	0.75 (0.63, 0.89)	0.90 (0.84, 0.96)
Immunosuppressants					
cyclosporine	50 mg single dose PO	240 mg once daily PO	1.66 (1.51, 1.82)	1.08 (0.97, 1.19)	2.19 (1.80, 2.66)
mycophenolate mofetil	1 g single dose PO	480 mg once daily PO	1.08 (0.97, 1.20)	0.96 (0.82, 1.12)	1.04 (0.86, 1.27)
tacrolimus	5 mg single dose PO	480 mg once daily PO	2.42 (2.04, 2.88)	1.57 (1.32, 1.86)	2.53 (2.12, 3.03)
sirolimus	2 mg single dose PO	480 mg once daily PO	3.40 (3.01, 3.85)	2.76 (2.48, 3.06)	3.15 (2.80, 3.55)
Antifungals and Antivirals					
acyclovir	400 mg single dose PO	480 mg once daily PO	1.02 (0.87, 1.2)	0.82 (0.71, 0.93)	1.13 (0.94, 1.36)
fluconazole	400 mg single dose PO	480 mg single dose PO	1.03 (0.99, 1.08)	0.95 (0.92, 0.99)	1.04 (1.00, 1.08)

Co-administered Drug	Regimen of Co-administered Drug	Letermovir Regimen	Geometric Mean Ratio [90% CI] of Co-administered Drug PK with/without Letermovir (No Effect=1.00)		
			AUC	C _{max}	C _{24hr} *
itraconazole	200 mg once daily PO	480 mg once daily PO	0.76 (0.71, 0.81)	0.84 (0.76, 0.92)	0.67 (0.61, 0.73)
posaconazole	300 mg single dose PO	480 mg once daily PO	0.98 (0.82, 1.17)	1.11 (0.95, 1.29)	1.10 (0.94, 1.30)
voriconazole	200 mg twice daily PO	480 mg once daily PO	0.56 (0.51, 0.62)	0.61 (0.53, 0.71)	0.49 (0.42, 0.57)
HMG-CoA Reductase Inhibitors					
atorvastatin	20 mg single dose PO	480 mg once daily PO	3.29 (2.84, 3.82)	2.17 (1.76, 2.67)	3.62 (2.87, 4.55)
Oral Contraceptives					
ethinyl estradiol (EE) /levonorgestrel (LNG)	0.03 mg EE single dose PO	480 mg once daily PO	1.42 (1.32, 1.52)	0.89 (0.83, 0.96)	1.57 (1.45, 1.70)
	0.15 mg LNG single dose PO		1.36 (1.30, 1.43)	0.95 (0.86, 1.04)	1.38 (1.32, 1.46)
Abbreviations: PO=oral * C _{12hr} reported for voriconazole.					

12.4 Microbiology

Mechanism of Action

Letermovir inhibits the CMV DNA terminase complex (pUL51, pUL56, and pUL89) which is required for viral DNA processing and packaging. Biochemical characterization and electron microscopy demonstrated that letermovir affects the production of proper unit length genomes and interferes with virion maturation. Genotypic characterization of virus resistant to letermovir confirmed that letermovir targets the terminase complex.

Antiviral Activity

The median EC₅₀ value of letermovir against a collection of clinical CMV isolates in a cell-culture model of infection was 2.1 nM (range = 0.7 nM to 6.1 nM, n = 74). There was no significant difference in EC₅₀ value by CMV gB genotype (gB1=29; gB2=27; gB3=11; and gB4=3).

Combination Antiviral Activity

No antagonism of the antiviral activity was seen when letermovir was combined with CMV DNA polymerase inhibitors (cidofovir, foscarnet, or ganciclovir).

Viral Resistance

In Cell Culture

CMV mutants with reduced susceptibility to letermovir have been selected in cell culture and the resistance mutations map to UL51, UL56, and UL89. Resistance-associated substitutions were found in pUL51 (P91S, A95V), pUL56 (C25F, S229F, V231A/L, N232Y, V236A/L/M, E237D, L241P, T244K/R, L254F, L257F/I, K258E, F261C/L/S, Y321C, C325F/R/W/Y, L328V, M329T, A365S, N368D, R369G/M/S), and pUL89 (N320H, D344E). EC₅₀ values for recombinant CMV mutants expressing these substitutions are 1.6- to 9,300-fold higher than those for the wild-type reference virus.

In Clinical Studies

In a Phase 2b trial evaluating letermovir or placebo in 131 adult HSCT recipients, DNA sequence analysis of a select region of UL56 (amino acids 231 to 369) was performed on samples obtained from 12 letermovir-treated subjects who experienced prophylaxis failure and for whom on-treatment samples were available for analysis. One subject had a letermovir resistance substitution, pUL56 V236M (19-50-fold reduction in susceptibility).

In a Phase 3 trial (P001), DNA sequence analysis of the entire coding regions of UL56 and UL89 was performed on samples obtained from 50 letermovir-treated adult subjects who had received at least one dose of study drug and experienced prophylaxis failure and for whom samples were available for analysis. The pUL56 substitutions V236M (19-50-fold reduction), E237G (13-fold reduction), C325W (9300-fold reduction), and R369T (52-fold reduction) were detected in 3 subjects; however, no 2 subjects had substitutions at the same positions.

In a Phase 3 trial (P040), DNA sequence analysis of the entire coding regions of UL51, UL56 and UL89 was performed on samples obtained from 32 adult subjects (regardless of treatment group) who experienced prophylaxis failure or who discontinued early with CMV viremia. No letermovir resistance-associated substitutions were detected above the validated assay limit.

In a Phase 3 trial (P002), DNA sequence analysis of the entire coding regions of UL51, UL56 and UL89 was performed on samples obtained from 52 letermovir-treated adult subjects who experienced CMV disease or who discontinued early with CMV viremia. No previously characterized resistance-associated substitutions were identified. Novel substitutions were detected in letermovir-treated subjects at resistance-associated positions (pUL56 S229Y [2-fold reduction; n=1] and pUL56 M329I [0.77-fold reduction; n=9]) at low frequencies, ranging between 0.05 to 0.07.

In a Phase 2b trial (P030), DNA sequence analysis of the entire coding regions of UL51, UL56 and UL89 was performed on samples obtained from 10 letermovir-treated pediatric subjects at a visit for evaluation of CMV infection. A total of 2 letermovir resistance-associated substitutions both mapping to pUL56 were detected in 2 subjects. One subject had the substitution C325W (9300-fold reduction), and the other had R369S (38-fold reduction).

Cross Resistance

Cross resistance is not likely with drugs outside of this class. Letermovir is fully active against viral populations with substitutions conferring resistance to CMV DNA polymerase inhibitors (cidofovir, foscarnet, and ganciclovir). These DNA polymerase inhibitors are expected to be fully active against viral populations with substitutions conferring resistance to letermovir.

13 NONCLINICAL TOXICOLOGY

13.1 Carcinogenesis, Mutagenesis, Impairment of Fertility

Carcinogenesis and Mutagenesis

Letermovir was not genotoxic in *in vitro* or *in vivo* assays, including microbial mutagenesis assays, chromosomal aberration in Chinese hamster ovary cells, and in an *in vivo* mouse micronucleus study.

Letermovir was not carcinogenic in a 6-month RasH2 transgenic mouse study up to the highest doses tested (150 mg/kg/day in males and 300 mg/kg/day in females). Based on a comprehensive assessment of the available toxicology data and the CMV-specific target, letermovir is not expected to be carcinogenic in humans.

Impairment of Fertility

In a fertility and early embryonic development study in rats, no effects of letermovir on female fertility were observed at letermovir exposures (AUC) approximately 5 times higher than human exposure at the RHD.

In male rat fertility studies, decreased fertility associated with irreversible testicular toxicity was observed at ≥ 180 mg/kg/day (greater than or equal to 3 times the human exposure at the RHD). No fertility or testicular effects were observed at dose levels resulting in letermovir exposures (AUC) similar to human exposure at the RHD [see *Nonclinical Toxicology (13.2)*].

13.2 Animal Toxicology and/or Pharmacology

Testicular toxicity in rats observed at ≥ 180 mg/kg/day (greater than or equal to 3 times the human exposure at the RHD) was characterized by decreased testis weight, bilateral seminiferous tubular degeneration, decreased sperm count and motility, and resultant decreased male fertility. Male reproductive system toxicities were not observed in either a monkey testicular toxicity study up to 240 mg/kg/day (approximately 2 times higher than human exposure at the RHD), or a general toxicology study in mice up to 250 mg/kg/day (approximately 3 times higher than human exposure at the RHD).

The excipient, hydroxypropyl betadex, present in the IV letermovir formulation, has been associated with hearing loss resulting from damage to the inner ear in multiple animal species. In published studies in rats, a single subcutaneous dose of 2000 mg/kg hydroxypropyl betadex resulted in changes in hearing parameters and associated decreases in outer hair cells in the inner ear. These findings were observed at hydroxypropyl betadex levels approximately 3 times higher than those present in the letermovir IV drug product at the MRHD, based on body surface area (BSA) comparisons. No adverse changes in hearing parameters or hair cell populations in the inner ear were observed in rats following a single subcutaneous dose of 1000 mg/kg hydroxypropyl betadex, which corresponds to levels approximately 1.5 times higher than those present in the letermovir IV drug product at the MRHD, based on BSA comparisons [see *Warnings and Precautions (5.2)*].

14 CLINICAL STUDIES

14.1 Overview of Clinical Studies

An overview of the trials contributing to the assessment of efficacy and safety of PREVYMIS in HSCT and kidney transplant recipients is provided in Table 17.

Table 17: Trials Conducted with PREVYMIS

Trial (NCT Number)	Population	Trial Arms (N)*	Duration of Prophylaxis Post-Transplant	Efficacy Endpoint
P001 (NCT02137772)	Adult allogeneic HSCT recipients [R+]	PREVYMIS (373) Placebo (192)	Through Week 14	Clinically significant CMV infection through Week 24 post-HSCT
P040 (NCT03930615)	Adult allogeneic HSCT recipients [R+] at risk for late CMV infection and disease	PREVYMIS (144) Placebo (74)	Extension of prophylaxis from Week 14 through Week 28	Clinically significant CMV infection through Week 28 post-HSCT
P002 (NCT03443869)	Adult kidney transplant recipients [D+/R-]	PREVYMIS (292) Valganciclovir (297)	Through Week 28	CMV disease through Week 52 post-kidney transplant
P030 (NCT03940586)	Pediatric allogeneic HSCT recipients	PREVYMIS (63)	Through Week 14	Clinically significant CMV infection through Week 24 post-HSCT

* N represents the number of subjects treated.

14.2 Adult CMV-seropositive Recipients [R+] of an Allogeneic Hematopoietic Stem Cell Transplant (Trial P001 and Trial P040)

Prophylaxis Through Week 14 (~100 days) Post-HSCT (Trial P001)

To evaluate PREVYMIS prophylaxis as a preventive strategy for CMV infection or disease in transplant recipients at high risk for CMV reactivation, the efficacy of PREVYMIS was assessed in a multicenter, double-blind, placebo-controlled Phase 3 Trial (P001, NCT02137772) in adult CMV-seropositive recipients [R+] of an allogeneic hematopoietic stem cell transplant (HSCT). Subjects were randomized (2:1) to receive either PREVYMIS at a dose of 480 mg once daily adjusted to 240 mg when co-administered with cyclosporine, or placebo. Randomization was stratified by investigational site and risk level for CMV reactivation at the time of study entry. Study drug was initiated after HSCT (at any time from Day 0 to Day 28 post-HSCT) and continued through Week 14 post-HSCT. Study drug was administered either orally or intravenously; the dose of PREVYMIS was the same regardless of the route of administration. Subjects received CMV DNA monitoring weekly until post-HSCT Week 14 and then bi-weekly until post-HSCT Week 24, with initiation of standard-of-care CMV pre-emptive therapy if CMV viremia was considered clinically significant. Subjects had continued follow-up through Week 48 post-HSCT.

Among the 565 treated subjects, 70 subjects were found to have CMV viremia prior to study drug initiation and were therefore excluded from the efficacy analyses. The efficacy population consisted of 325 subjects who received PREVYMIS (including 91 subjects who received at least one IV dose) and 170 who received placebo (including 41 subjects who received at least one IV dose). The IV formulation of PREVYMIS was used at investigators' discretion in subjects who were unable to take oral therapy (e.g., unable to tolerate oral intake). The median time to starting study drug was 8 days after transplantation. Thirty-four percent (34%) of subjects were engrafted at baseline. The median age was 55 years (range: 18 to 76 years). 57% were male; 84% were White; 9% were Asian; 2% were Black or African American; and 5% were other (American Indian or Alaska Native, multiple, and missing). 7% were Hispanic or Latino; 89% not Hispanic or Latino; and 4% other (not reported, unknown, and missing).

At baseline, 30% of all subjects had one or more of the following factors associated with increased risk for CMV reactivation (high risk stratum): Human Leukocyte Antigen (HLA)-related donor with at least one mismatch at one of the following three HLA-gene loci: HLA-A, -B or -DR; haploidentical donor; unrelated donor with at least one mismatch at one of the following four HLA-gene loci: HLA-A, -B, -C and -DRB1; use of umbilical cord blood as stem cell source; use of *ex vivo* T-cell-depleted grafts; Grade 2 or greater Graft-Versus-Host Disease (GVHD) requiring systemic corticosteroids. The remaining 70% of subjects did not meet any of these high risk stratum criteria and were therefore included in the low risk stratum. Additionally, 48% of subjects received a myeloablative regimen, 51% were receiving cyclosporine, and 43% were receiving tacrolimus. The most common primary reasons for transplant were acute myeloid leukemia (38%), myelodysplastic syndrome (16%), and lymphoma (12%).

Clinically Significant CMV Infection

The primary efficacy endpoint of Trial P001 was the incidence of clinically significant CMV infection through Week 24 post-HSCT (prophylaxis failure). Clinically significant CMV infection was defined as the occurrence of either CMV end-organ disease, or initiation of anti-CMV pre-emptive therapy (PET) based on documented CMV viremia (using the Roche COBAS® AmpliPrep/COBAS TaqMan® assay, LLoQ is 137 IU/mL, which is approximately 150 copies/mL) and the clinical condition of the subject. The protocol-specified guidance for CMV DNA thresholds for the initiation of PET during the treatment period was ≥ 150 copies/mL or > 300 copies/mL for subjects in the high and low risk strata, respectively. From Week 14 through Week 24, the threshold was >300 copies/mL for both high and low risk strata subjects. The Non-Completer=Failure (NC=F) approach was used, where subjects who discontinued from the trial prior to Week 24 post-HSCT or had a missing outcome at Week 24 post-HSCT were counted as failures.

Efficacy results from Trial P001 are shown in Table 18.

Table 18: Trial P001 Incidence of Clinically Significant CMV Infection in HSCT Recipients (NC=F Approach, FAS Population) Through Week 24

Parameter	PREVYMIS (N=325)	Placebo (N=170)
Proportion of subjects who failed prophylaxis	38%	61%
Reasons for failures*		
Clinically significant CMV infection by Week 24 [†]	18%	42%
Initiation of PET based on documented CMV viremia	16%	40%
CMV end-organ disease	2%	2%
Discontinued from study before Week 24 [‡]	17%	16%
Missing outcome in Week 24 visit window	3%	3%
Stratum-adjusted treatment difference (PREVYMIS-Placebo)[§]		
Difference (95% CI)	-23.5 (-32.5, -14.6) [¶]	

* The categories of failure are mutually exclusive and based on the hierarchy of categories in the order listed.

[†] Through Week 14, 8% of subjects in the PREVYMIS group and 39% of subjects in the placebo group experienced clinically significant CMV infection.

[‡] Reasons for discontinuation included adverse event, death, lost to follow-up, physician decision, and withdrawal by subject.

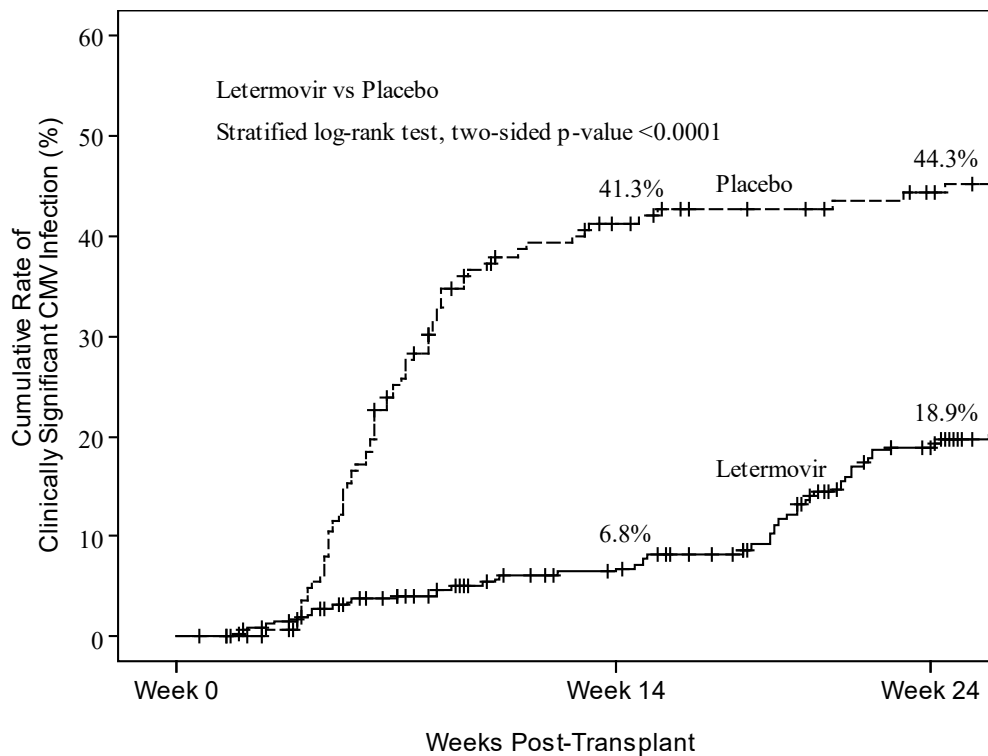
[§] 95% CI and p-value for the treatment differences in percent response were calculated using stratum-adjusted Mantel-Haenszel method with the difference weighted by the harmonic mean of sample size per arm for each stratum (high or low risk).

[¶] p-value <0.0001.

Note: FAS=Full analysis set; FAS includes randomized subjects who received at least one dose of study medication, and excludes subjects with detectable CMV DNA at baseline. Approach to handling missing values: Non-Completer=Failure (NC=F) approach. With NC=F approach, failure was defined as all subjects who developed clinically significant CMV infection or prematurely discontinued from the study or had a missing outcome through Week 24 post-HSCT visit window.

Efficacy results were consistent across high and low risk strata for CMV reactivation. The time to clinically significant CMV infection is shown in Figure 1. Among subjects in the PREVYMIS group, the cumulative rate of clinically significant CMV infection increased from 6.8% at the end of prophylaxis (Week 14) to 18.9% at Week 24. In the placebo group, the cumulative rate of clinically significant CMV infection increased from 41.3% at Week 14 to 44.3% at Week 24 [see *Dosage and Administration (2.2)*].

Figure 1: P001: Kaplan-Meier Plot of Time to Onset of Clinically Significant CMV Infection Through Week 24 Post-Transplant in HSCT Recipients (FAS Population)



Number of Subjects at Risk			
— Letermovir	325	270	212
- - - Placebo	170	85	70

Post-hoc analysis demonstrated that among PREVYMIS-treated subjects, inclusion in the high risk stratum for CMV reactivation at baseline, occurrence of GVHD, and steroid use at any time after randomization may be associated with the development of clinically significant CMV infection between Week 14 and Week 24 post-HSCT.

Mortality

The Kaplan-Meier event rate for all-cause mortality in the PREVYMIS vs. placebo groups was 12% vs. 17% at Week 24 post-HSCT, and 24% vs. 28% at Week 48 post-HSCT.

Prophylaxis From Week 14 (~100 days) Through Week 28 (~200 days) Post-HSCT (Trial P040)

The efficacy of extending PREVYMIS prophylaxis from Week 14 (~100 days) through Week 28 (~200 days) post-HSCT in patients at risk for late CMV infection and disease was assessed in a multicenter, double-blind, placebo-controlled Phase 3 trial (P040, NCT03930615) in adult CMV-seropositive recipients [R+] of an allogeneic HSCT. Eligible subjects who completed PREVYMIS prophylaxis through ~100 days post-HSCT were randomized (2:1) to receive PREVYMIS or placebo from Week 14 through Week 28 post-HSCT. Subjects received PREVYMIS at a dose of 480 mg once daily (adjusted to 240 mg when co-administered with cyclosporine) or placebo. Study drug was administered either orally or IV; the dose of

PREVYMIS was the same regardless of the route of administration. One subject received IV PREVYMIS for 2 days. Subjects were monitored through Week 28 post-HSCT for the primary efficacy endpoint with continued off-treatment follow-up through Week 48 post-HSCT.

Among the 218 treated subjects, 144 subjects received PREVYMIS and 74 received placebo. The median age was 55 years (range: 20 to 74 years); 62% were male; 79% were white; 11% were Asian; 2% were Black; 1% were multiple races; 6% had missing race; and 10% were Hispanic or Latino.

At study entry, all subjects had risk factors for late CMV infection and disease, with 64% having two or more risk factors. The risk factors included: HLA-related (sibling) donor with at least one mismatch at one of the following three HLA-gene loci: HLA-A, -B or -DR; haploidentical donor; unrelated donor with at least one mismatch at one of the following four HLA-gene loci: HLA-A, -B, -C and -DRB1; use of umbilical cord blood as stem cell source; use of *ex vivo* T-cell-depleted grafts; receipt of anti-thymocyte globulin; receipt of alemtuzumab; use of systemic prednisone (or equivalent) at a dose of ≥ 1 mg/kg of body weight per day. The most common reasons for transplant were acute myeloid leukemia (42%), acute lymphocytic leukemia (15%), and myelodysplastic syndrome (11%).

Clinically Significant CMV Infection

The primary efficacy endpoint of Trial P040 was the incidence of clinically significant CMV infection through Week 28 post-HSCT. Clinically significant CMV infection was defined as the occurrence of either CMV end-organ disease, or initiation of anti-CMV PET based on documented CMV viremia and the clinical condition of the subject. The Observed Failure (OF) approach was used, where subjects who discontinued prematurely from the study without viremia or were missing data at the timepoint were not counted as failures. The number of subjects who discontinued from the study before Week 28 without viremia was 14 (9.7%) in the PREVYMIS arm and 0 in the placebo arm. The number of subjects with a missing outcome in the Week 28 visit window was 3 (2.1%) in the PREVYMIS arm and 4 (5.4%) in the placebo arm, none had prior viremia.

Efficacy results from Trial P040 are shown in Table 19. Efficacy was consistent across subgroups based on participant characteristics (age, gender, race) and risk factors for late CMV infection and disease.

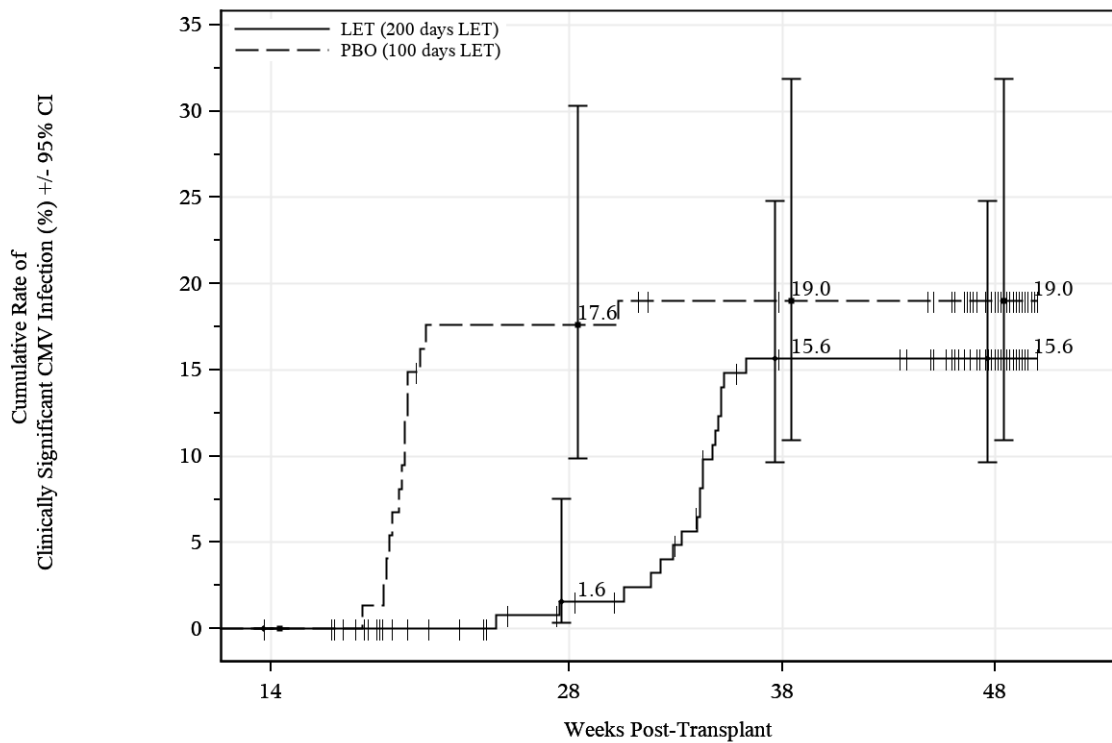
Table 19: Trial P040 Efficacy Results in HSCT Recipients at Risk for Late CMV Infection and Disease (OF Approach, FAS Population)

Parameter	PREVYMIS (~200 days PREVYMIS) (N=144)	Placebo (~100 days PREVYMIS) (N=74)
Failures*	2.8%	18.9%
Clinically significant CMV infection from Week 14 through Week 28†	1.4%	17.6%
Initiation of PET based on documented CMV viremia	0.7%	14.9%
CMV end-organ disease	0.7%	2.7%
Discontinued from study with CMV viremia before Week 28	1.4%	1.4%
Stratum-adjusted treatment difference (PREVYMIS (~200 days PREVYMIS)- Placebo (~100 days PREVYMIS))‡		
Difference (95% CI)	-16.1 (-25.8, -6.5)§	

* The categories of failure are mutually exclusive and based on the hierarchy of categories in the order listed.
 † Clinically significant CMV infection was defined as CMV end-organ disease (proven or probable) or initiation of PET based on documented CMV viremia and the clinical condition of the subject.
 ‡ The 95% CIs and p-value for the treatment differences in percent response were calculated using stratum-adjusted Mantel-Haenszel method with the difference weighted by the harmonic mean of sample size per arm for each stratum (haploidentical donor yes or no). A one-sided p-value ≤ 0.0249 was used for declaring statistical significance.
 § p-value = 0.0005
 Approach to handling missing values: Observed Failure (OF) approach. With the OF approach, failure was defined as all subjects who developed clinically significant CMV infection or discontinued prematurely from the study with CMV viremia from Week 14 (~100 days) through Week 28 (~200 days) post-HSCT.
 N = Number of subjects in each treatment group.

The time to clinically significant CMV infection is shown in Figure 2. Among subjects in the PREVYMIS group, the cumulative rate of clinically significant CMV infection increased from 1.6% at the end of prophylaxis (Week 28) to 15.6% at Week 38. In the placebo group, the cumulative rate of clinically significant CMV infection increased from 17.6% at Week 28 to 19.0% at Week 38. There were no additional cases of clinically significant CMV infection in either group between Weeks 38 and 48 [see *Dosage and Administration (2.2)*].

Figure 2: Trial P040 Kaplan-Meier Plot of Time to Onset of Clinically Significant CMV Infection From Week 14 Through Week 48 Post-transplant in HSCT Recipients at Risk for Late CMV Infection and Disease (FAS Population)



Number of subjects at risk

LET (200 days LET)	143	123	99	74
PBO (100 days LET)	74	60	55	38

LET = Letermovir; PBO = Placebo

14.3 Adult CMV-seronegative Recipients of a Kidney Transplant from a CMV-seropositive Donor [D+/R-] (Trial P002)

To evaluate PREVYMIS prophylaxis as a preventive strategy for CMV disease in kidney transplant recipients, the efficacy of PREVYMIS was assessed in a multicenter, double-blind, active comparator-controlled non-inferiority Phase 3 trial (P002, NCT03443869) in adult kidney transplant recipients at high risk [D+/R-]. Subjects were randomized (1:1) to receive either PREVYMIS or valganciclovir. PREVYMIS was administered at a dose of 480 mg once daily (adjusted to 240 mg when co-administered with cyclosporine). PREVYMIS was given concomitantly with acyclovir. Valganciclovir was given concomitantly with a placebo to acyclovir. Randomization was stratified by the use or nonuse of highly cytolytic, anti-lymphocyte immunotherapy during induction. Study drug was initiated between Day 0 and Day 7 post-kidney transplant and continued through Week 28 (~200 days) post-transplant. Study drug was administered either orally or IV; the dose of PREVYMIS was the same regardless of the route of administration. Three subjects received IV PREVYMIS for a mean duration of 1.7 days. Subjects were monitored through Week 52 post-transplant.

Among the 589 treated subjects, 292 subjects received PREVYMIS and 297 received valganciclovir. The median age was 51 years (range: 18 to 82 years); 72% were male; 84% were White; 9% were Black; 3% were multiple; 2% were Asian; 1% Alaskan native or American Indian; 17% were Hispanic or Latino; and 60% received a kidney from a deceased donor. The most common primary reasons for transplant were congenital cystic kidney disease (17%), hypertension (16%), and diabetes/diabetic nephropathy (14%).

CMV Disease

The primary efficacy endpoint of Trial P002 was the incidence of CMV disease (CMV end-organ disease or CMV syndrome, confirmed by an independent adjudication committee) through Week 52 post-transplant. The Observed Failure (OF) approach was used, where subjects who discontinued prematurely from the study for any reason or were missing data at the timepoint were not counted as failures. The number of subjects who discontinued from the study before Week 52 was 32 (11%) in the PREVYMIS arm and 28 (9%) in the valganciclovir arm. The number of subjects with a missing outcome in the Week 52 visit window was 24 (8%) in the PREVYMIS arm and 25 (8%) in the valganciclovir arm.

Efficacy results from Trial P002 are shown in Table 20.

Table 20: Trial P002 Incidence of CMV Disease in Kidney Transplant Recipients (OF Approach, FAS Population) Through Week 52

Parameter	PREVYMIS (N=289)	Valganciclovir (N=297)
CMV Disease* Through Week 52	10%	12%
CMV Syndrome [†]	8%	11%
CMV End-organ Disease	2%	<1%
Stratum-adjusted Treatment Difference[‡] (PREVYMIS – Valganciclovir)	-1.4 (-6.5, 3.8) [§]	

* CMV disease cases confirmed by an independent adjudication committee.

[†] Defined as evidence of CMV in blood by viral isolation, rapid culture, antigenemia, or nucleic acid testing, and two or more of the following: 1) fever $\geq 38^{\circ}\text{C}$ for at least 2 days, 2) new or increased malaise/fatigue, 3) leukopenia or neutropenia on two separate measurements at least 24 hours apart, 4) $\geq 5\%$ atypical lymphocytes, 5) thrombocytopenia, 6) elevation of ALT or AST to 2x ULN.

‡ The 95% CIs for the treatment differences in percent response were calculated using stratum-adjusted Mantel-Haenszel method with the difference weighted by the harmonic mean of sample size per arm for each stratum (use/non-use of highly cytolytic, anti-lymphocyte immunotherapy during induction).

§ Based on a non-inferiority margin of 10%, PREVYMIS is non-inferior to valganciclovir.

Note: Approach to handling missing values: Observed failure (OF) approach. With OF approach, subjects who discontinued from the study before Week 52 or had a missing outcome in the Week 52 visit window were not counted as failures.

Efficacy was comparable across all subgroups, including the use/nonuse of highly cytolytic, anti-lymphocyte immunotherapy during induction.

In an exploratory analysis of the incidence of CMV disease through Week 28 post-transplant, the difference (PREVYMIS – Valganciclovir) was -1.7% with 95% CI of (-3.4, 0.1). No subjects in the PREVYMIS group experienced CMV disease through Week 28 post-transplant (end of treatment period) compared with 5 subjects in the valganciclovir group.

14.4 Pediatric Recipients of an Allogeneic HSCT (Trial P030)

Sixty-three children 2 months to less than 18 years of age who had an allogeneic HSCT were enrolled in a multicenter, open-label, single-arm pharmacokinetic, safety and effectiveness study of PREVYMIS (P030, NCT03940586). Subjects received PREVYMIS daily either orally or intravenously for CMV prophylaxis within 28 days post-HSCT through Week 14 post-HSCT. The intravenous formulation was used for up to four weeks in subjects who were unable to take oral therapy. The daily doses of PREVYMIS were based on body weight [see *Dosage and Administration* (2.3, 2.5)]. Among the 63 treated subjects, 8 were 2 months to less than 2 years of age, 27 were 2 to less than 12 years of age and 28 were 12 to less than 18 years of age. The median age was 11 years; 70% were male; 70% were White; 14% were Asian; 5% were Black; and 22% were Hispanic or Latino [see *Use in Specific Populations* (8.4)].

The efficacy analyses population consisted of 56 subjects who received at least one dose of study drug and had no detectable CMV DNA at baseline. The proportion of subjects who failed CMV prophylaxis through Week 24 post-HSCT was 25% (14 of the 56 subjects). Six subjects had initiation of pre-emptive therapy based on CMV viremia and 8 subjects discontinued from the study before Week 24. None of the subjects had CMV end-organ disease.

PREVYMIS is indicated for pediatric recipients of an allogeneic HSCT aged 6 months and older and weighing at least 6 kg.

16 HOW SUPPLIED/STORAGE AND HANDLING

Tablets:

Each PREVYMIS 240 mg tablet is a yellow oval tablet; each tablet is debossed with “591” on one side and corporate logo on the other side. Each PREVYMIS 480 mg tablet is a pink oval, bi-convex tablet debossed with “595” on one side and corporate logo on the other side.

The 240 mg tablets are packaged into a carton (NDC 0006-3075-02) containing four (4) Child Resistant (CR) Dosepaks®, each containing a 7-count blister card for a total of 28 tablets, or into a carton (NDC 0006-3075-04) containing two (2) unit-dose 7-count blister cards for a total of 14 tablets.

The 480 mg tablets are packaged into a carton (NDC 0006-3076-02) containing four (4) Child Resistant (CR) Dosepaks®, each containing a 7-count blister card for a total of 28 tablets, or into a carton (NDC 0006-3076-04) containing two (2) unit-dose 7-count blister cards for a total of 14 tablets.

Store PREVYMIS tablets in the original package until use to protect from moisture.

Store PREVYMIS tablets at 20°C to 25°C (68°F to 77°F); excursions permitted to 15°C to 30°C (59°F to 86°F) [see USP Controlled Room Temperature].

Oral Pellets:

PREVYMIS oral pellets are supplied as beige round pellets in packets. Each packet contains 20 mg of letermovir.

PREVYMIS oral pellets are supplied as beige round pellets in packets. Each packet contains 120 mg of letermovir.

The 20 mg packets of PREVYMIS oral pellets are packaged into a carton (NDC 0006-5086-01). Each carton contains 30 child resistant packets.

The 120 mg packets of PREVYMIS oral pellets are packaged into a carton (NDC 0006-5085-01). Each carton contains 30 child resistant packets.

Store PREVYMIS oral pellets in the original packet until use.

Store PREVYMIS oral pellets at 20°C to 25°C (68°F to 77°F); excursions permitted between 15°C to 30°C (59°F to 86°F) [see USP Controlled Room Temperature].

Injection:

PREVYMIS is supplied as a sterile, clear and colorless solution for intravenous use of 240 mg/12 mL (20 mg/mL) or 480 mg/24 mL (20 mg/mL) that may contain a few product-related small translucent or white particles.

The single-dose vials are supplied in cartons that contain a 240 mg single-dose vial (NDC 0006-5003-01) or a 480 mg single-dose vial (NDC 0006-5004-01).

Store PREVYMIS injection vials at 20°C to 25°C (68°F to 77°F); excursions permitted to 15°C to 30°C (59°F to 86°F) [see USP Controlled Room Temperature].

Store in the original carton to protect from exposure to light.

17 PATIENT COUNSELING INFORMATION

Advise the patient to read the FDA-approved patient labeling (Patient Information and Instructions for Use).

Drug Interactions

Inform patients that PREVYMIS may interact with some drugs; therefore, advise patients to report the use of any prescription, non-prescription medication, or herbal products to their healthcare provider [see *Dosage and Administration* (2.4, 2.6), *Contraindications* (4), *Warnings and Precautions* (5.1), and *Drug Interactions* (7)].

Risks Associated with Hydroxypropyl Betadex Excipient in Intravenous Formulation

Inform patients that the intravenous formulation of PREVYMIS contains hydroxypropyl betadex which is eliminated through glomerular filtration and may accumulate in patients with renal impairment. In animals, hydroxypropyl betadex has been shown to cause ototoxicity [see *Warnings and Precautions* (5.2), *Use in Specific Populations* (8.6) and *Nonclinical Toxicology* (13.2)].

Administration

Inform patients that it is important not to miss or skip doses and to take PREVYMIS for the duration that is recommended by the healthcare provider. Instruct patients that if they miss a dose of PREVYMIS, they

should take it as soon as they remember. If they do not remember until it is time for the next dose, instruct them to skip the missed dose and go back to the regular schedule. Instruct patients not to double their next dose or take more than the prescribed dose.

Advise patients that PREVYMIS injection should be used only in patients unable to take oral therapy and that patients should be switched to oral therapy as soon as they are able [*see Dosage and Administration (2.1)*].

For PREVYMIS oral pellets, advise patients or caregivers to read and follow the Instructions for Use for preparing and taking the correct dose [*see Dosage and Administration (2.3, 2.4, 2.5, 2.6, 2.9)*].

Storage

Advise patients to store PREVYMIS tablets and oral pellets in the original package until use [*see How Supplied/Storage and Handling (16)*].

Distributed by: Merck Sharp & Dohme LLC
Rahway, NJ 07065, USA

For patent information: www.msd.com/research/patent

The trademarks depicted herein are owned by their respective companies.

Copyright © 2017-XXXX Merck & Co., Inc., Rahway, NJ, USA, and its affiliates.
All rights reserved.

uspi-mk8228-mf-XXXXrXXX

Patient Information		
PREVMIS® (PREH-vih-miss) (letermovir) tablets	PREVMIS® (PREH-vih-miss) (letermovir) oral pellets	PREVMIS® (PREH-vih-miss) (letermovir) injection, for intravenous use

What is PREVMIS?

PREVMIS is a prescription medicine used to help prevent:

- cytomegalovirus (CMV) infection and disease in adults and children 6 months and older weighing at least 13.2 pounds (lbs) or 6 kilograms (kg) who:
 - have received an allogeneic hematopoietic stem cell (bone marrow) transplant, **and**
 - have a high risk for getting CMV infection and disease.
- CMV disease in adults and children 12 years of age and older weighing at least 88.2 lbs (40 kg) who:
 - have received a kidney transplant, **and**
 - have a high risk for getting CMV disease.

It is not known if PREVMIS is safe and effective in:

- children under 6 months of age or weighing less than 13.2 lbs (6 kg) who received a hematopoietic stem cell transplant, **or**
- children under 12 years of age or weighing less than 88.2 lbs (40 kg) who received a kidney transplant.

Who should not take PREVMIS?

Do not take PREVMIS if you take:

- pimozide
- ergot alkaloids

If you are taking PREVMIS with cyclosporine, do not take:

- pitavastatin or simvastatin

What should I tell my healthcare provider before taking PREVMIS?

Before taking PREVMIS, tell your healthcare provider about all your medical conditions, including if you:

- have kidney or liver problems.
- are pregnant or plan to become pregnant. It is not known if PREVMIS will harm your unborn baby.
- are breastfeeding or plan to breastfeed. It is not known if PREVMIS passes into your breast milk. Talk to your healthcare provider about the best way to feed your baby while taking PREVMIS.

Tell your healthcare provider about all of the medicines you take, including prescription and over-the-counter medicines, vitamins and herbal supplements. PREVMIS may affect the way other medicines work, and other medicines may affect how PREVMIS works and cause serious side effects.

Know the medicines you take. Keep a list of medicines and show it to your healthcare provider and pharmacist when you get a new medicine. Your healthcare provider or pharmacist will tell you if it is safe to take PREVMIS with other medicines. Do not start or stop taking another medicine without telling your healthcare provider first.

How should I take PREVMIS?

- PREVMIS comes as a tablet, oral pellets, or can be given by your healthcare provider through an IV line (intravenously).
- PREVMIS given intravenously should be used only if you are unable to take PREVMIS tablets or PREVMIS oral pellets. You should switch to PREVMIS tablets or PREVMIS oral pellets as soon as you are able to.

- Take PREVYMIS tablets or oral pellets exactly as your healthcare provider tells you to take it. Do not stop taking PREVYMIS without talking to your healthcare provider first.
- Take PREVYMIS tablets or oral pellets 1 time a day.
- It is important that you do not miss or skip doses of PREVYMIS.
- If you miss a dose of PREVYMIS tablets or oral pellets, take it as soon as you remember. If you do not remember until it is time for your next dose, skip the missed dose and take your dose at the next scheduled time. Do not take 2 doses of PREVYMIS at the same time or take more than your prescribed dose to make up for a missed dose.
- If you take too much PREVYMIS tablets or oral pellets, call your healthcare provider right away.
- **If you take PREVYMIS tablets:**
 - Take PREVYMIS with or without food.
 - Swallow PREVYMIS tablets whole.
- **If you take PREVYMIS oral pellets:**
 - Your healthcare provider will tell you the number of PREVYMIS oral pellet packets to take for your prescribed dose.
 - PREVYMIS oral pellets can be taken by mouth after mixing with soft food or given through a nasogastric tube (NG tube) or gastric tube (G tube).
 - **See the Instructions for Use for the right way to prepare and take a dose of PREVYMIS oral pellets.** Keep the Instructions for Use and follow it each time you prepare and take PREVYMIS oral pellets.
 - Do not crush or chew PREVYMIS oral pellets.
- **If you receive PREVYMIS through an IV line (intravenously):**
 - You will receive PREVYMIS 1 time each day given over 1 hour.
 - If you miss or skip your dose of PREVYMIS, call your healthcare provider right away.

What are the possible side effects of PREVYMIS?

The most common side effects of PREVYMIS in adults who have received a hematopoietic stem cell transplant include:

- | | |
|----------------------------------|----------------------------|
| • nausea | • cough |
| • diarrhea | • headache |
| • vomiting | • tiredness |
| • swelling in your arms and legs | • stomach (abdominal) pain |

The most common side effect of PREVYMIS in adults who have received a kidney transplant is diarrhea.

The side effects of PREVYMIS in children are similar to the side effects in adults.

These are not all the possible side effects of PREVYMIS.

Call your doctor for medical advice about side effects. You may report side effects to FDA at 1-800-FDA-1088.

How should I store PREVYMIS?

- Store PREVYMIS tablets, PREVYMIS oral pellets, and PREVYMIS injection at room temperature between 68°F to 77°F (20°C to 25°C).
- Store PREVYMIS tablets in the original package until you are ready to take it to protect from moisture.
- Store PREVYMIS oral pellets in the original packet until you are ready to take them.
- Store PREVYMIS injection in the original carton to protect from exposure to light.

Keep PREVYMIS and all medicines out of the reach of children.

General information about the safe and effective use of PREVYMIS.

Medicines are sometimes prescribed for purposes other than those listed in the Patient Information leaflet. Do not use PREVYMIS for a condition for which it was not prescribed. Do not give PREVYMIS to other people, even if they have the

same symptoms that you have. It may harm them. You can ask your pharmacist or healthcare provider for information about PREVYMIS that is written for healthcare professionals.

What are the ingredients in PREVYMIS?

Active ingredient: letermovir

Inactive ingredients:

Tablets: colloidal silicon dioxide, croscarmellose sodium, magnesium stearate, microcrystalline cellulose, and povidone 25.

Film coating: hypromellose 2910, iron oxide red (only for 480 mg tablets), iron oxide yellow, lactose monohydrate, titanium dioxide, and triacetin. Carnauba wax is added as a polishing agent.

Oral Pellets: colloidal silicon dioxide, croscarmellose sodium, magnesium stearate, microcrystalline cellulose, and povidone K-29/32.

Film coating: hypromellose 2910, iron oxide red, iron oxide yellow, lactose monohydrate, titanium dioxide, and triacetin.

Injection: hydroxypropyl betadex, sodium chloride, sodium hydroxide, and Water for Injection.

Distributed by: Merck Sharp & Dohme LLC
Rahway, NJ 07065, USA

For patent information: <http://www.msd.com/research/patent>

The trademarks depicted herein are owned by their respective companies.

Copyright © 2017-#### Merck & Co., Inc., Rahway, NJ, USA, and its affiliates.

All rights reserved.

usppi-mk8228-mf-XXXXrXXX

For more information go to www.PREVYMIS.com or call 1-800-444-2080.

This Patient Information has been approved by the U.S. Food and Drug Administration.

Revised: 08/2024

Important: Read this booklet first

INSTRUCTIONS FOR USE

**PREVYMIS[®] [PREH-vih-miss]
(letermovir)
oral pellets**

This Instructions for Use contains information
on how to take PREVYMIS oral pellets.

Reference ID: 5516581

Table of Contents

- Important information you need to know before taking PREVYMIS oral pellets..... 3
- Taking PREVYMIS oral pellets 4
 - Mixing PREVYMIS oral pellets with soft food ... 5
 - Giving PREVYMIS oral pellets through a gastric tube (G tube) or nasogastric tube (NG tube)..... 13
- Storing PREVYMIS oral pellets packets 28
- Learn more about PREVYMIS oral pellets 32

Important information you need to know before taking PREVYMIS oral pellets

- Take PREVYMIS oral pellets exactly as instructed by your healthcare provider.
- Take PREVYMIS oral pellets 1 time a day.
- Your healthcare provider will tell you the number of PREVYMIS oral pellets packets to take for your prescribed dose.
- Make sure you take your entire dose of PREVYMIS oral pellets each time.
- **Do not** crush or chew PREVYMIS oral pellets.
- **Do not** miss or skip doses of PREVYMIS oral pellets.
- If you miss a dose of PREVYMIS oral pellets, take it as soon as you remember. If you do not remember until it is time for your next dose, skip the missed dose and take your dose at the next scheduled time. Do not take 2 doses of PREVYMIS oral pellets at the same time or take more than your prescribed dose to make up for a missed dose.
- If you take too much PREVYMIS oral pellets, call your healthcare provider right away.

Taking PREVYMIS oral pellets


PREVYMIS oral pellets can be taken by mouth after mixing with soft food or given through a gastric tube (G tube) or nasogastric tube (NG tube). Talk to your healthcare provider about which way to take PREVYMIS oral pellets.

Follow **1** of these ways to take PREVYMIS oral pellets:

- Mix PREVYMIS oral pellets with soft food and take by mouth – go to page 5.
- Give PREVYMIS oral pellets through a gastric tube (G tube) or nasogastric tube (NG tube) – go to page 13.


Mixing PREVYMIS oral pellets with soft food

Important information about mixing PREVYMIS oral pellets with soft food

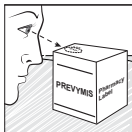


- You can mix PREVYMIS oral pellets with soft food (such as applesauce, yogurt, or pudding) that is at or below room temperature.
 - **Do not** use hot food.
- You must take all of the PREVYMIS oral pellets mixture within 10 minutes of mixing PREVYMIS oral pellets with the soft food.
- Throw away the PREVYMIS oral pellets mixed with soft food if you do not take it within 10 minutes, and prepare a new dose.

Mixing PREVYMIS oral pellets with soft food



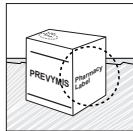
Step 1: Wash your hands with soap and water. Dry your hands.



Step 2: Check the expiration date located on the top of the carton.

- **Do not** use if PREVYMIS oral pellets is expired.

Mixing PREVYMIS oral pellets with soft food



Step 3: Check the pharmacy label for the number of PREVYMIS oral pellets packets needed for your dose.

Step 4: Gather all of your supplies on a clean surface:

- the number of packets according to Step 3
- scissors
- small bowl
- teaspoon (small spoon)



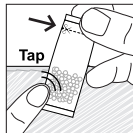
Step 5: Pick a soft food that you enjoy (such as applesauce, yogurt, or pudding).

- Soft food should be at or below room temperature.
- **Do not** use hot food.

Mixing PREVYMIS oral pellets with soft food




Step 6: Put 1 to 3 teaspoons (small spoons) of soft food into the small bowl.



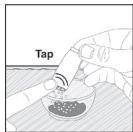
Step 7: Tap the packets to loosen the pellets to the bottom of the packets.

- Hold the packets with the dotted line at the top.

Mixing PREVYMIS oral pellets with soft food



Step 8: Cut open the packets with scissors at the dotted line.



Step 9: Lightly tap the packets to carefully sprinkle all of the PREVYMIS oral pellets onto the soft food in the same small bowl.

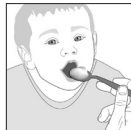
- Make sure all of the pellets go into the small bowl.
- Make sure the packets are empty.

Mixing PREVYMIS oral pellets with soft food



Step 10: Use the teaspoon to gently mix the food and PREVYMIS oral pellets together.

Mixing PREVYMIS oral pellets with soft food



Step 11: Take or give all of the PREVYMIS oral pellets mixture.

- When finished, check to make sure that no PREVYMIS oral pellets are left in the bowl or on the teaspoon.
- If there are PREVYMIS oral pellets left in the bowl or on the teaspoon, add more soft food, mix, and take or give the remaining mixture.
- If you are hungry, you can eat more food or a meal afterwards.

Take or give all of the PREVYMIS oral pellets mixture within 10 minutes of mixing PREVYMIS oral pellets with the soft food.

Throw away the PREVYMIS oral pellets mixed with soft food if you do not take it within 10 minutes, and prepare a new dose.

Mixing PREVYMIS oral pellets with soft food



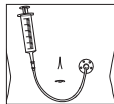
Step 12: Cleaning up

- Throw the empty packets into the trash.
- Wash the small bowl and teaspoon with soap and water.
- Put everything in a clean, dry place.

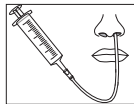
→ Go to page 28 for **Storing PREVYMIS oral pellets packets** and page 32 to **Learn more about PREVYMIS oral pellets.**

Giving PREVYMIS oral pellets through a gastric tube (G tube) or nasogastric tube (NG tube)

These instructions are for giving PREVYMIS oral pellets through a G tube or NG tube.



Gastric tube
(G tube)



Nasogastric tube
(NG tube)

Ask your healthcare provider how to give PREVYMIS oral pellets through a G tube or NG tube and how to clean the G tube or NG tube.

Ask your healthcare provider how to flush the G tube or NG tube before taking or giving a dose of PREVYMIS oral pellets.

- Your healthcare provider will tell you how much water to use.

Giving PREVYMIS oral pellets through a G tube or NG tube

Important information you need to know before mixing PREVYMIS oral pellets with water


- Mix PREVYMIS oral pellets with room temperature water.
 - **Do not** mix PREVYMIS oral pellets with hot or cold (refrigerated) water.
 - After you mix PREVYMIS oral pellets with room temperature water, you must wait at least 10 minutes before giving it. This allows the PREVYMIS oral pellets to become loose or broken up.
 - After 10 minutes, give the PREVYMIS oral pellets mixture through the G tube or NG tube.
 - If you do not give the PREVYMIS oral pellets mixture within 2 hours, throw away the PREVYMIS oral pellets mixture and start over.

10
minute
wait time

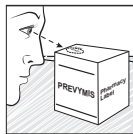


Reference ID: 51658

Giving PREVYMIS oral pellets through a G tube or NG tube



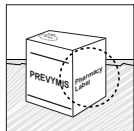
Step 1: Wash your hands with soap and water. Dry your hands.




Step 2: Check the expiration date located on the top of the carton.

- **Do not** use if PREVYMIS oral pellets is expired.

Giving PREVYMIS oral pellets through a G tube or NG tube



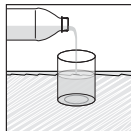
Step 3: Check the pharmacy label for the number of PREVYMIS oral pellets packets needed for your dose.



Step 4: Gather all your supplies on a clean surface:


- the number of PREVYMIS oral pellets packets according to Step 3
- scissors
- clock or timer
- small glass
- syringe provided by your healthcare provider or pharmacist
- medicine cup (15 to 30 mL) provided by your healthcare provider or pharmacist

Giving PREVYMIS oral pellets through a G tube or NG tube



Step 5: Pour a small amount of room temperature water into the small glass.

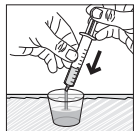
- **Do not** use hot or cold (refrigerated) liquid.



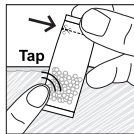
Step 6: Place the tip of the syringe into the small glass of room temperature water. Pull up on the syringe plunger to measure the amount of water needed for your dose.

- Your healthcare provider will tell you how much water you need for your dose.

Giving PREVYMIS oral pellets through a G tube or NG tube




Step 7: Add the water to the medicine cup by holding the barrel of the syringe and pushing the syringe plunger all the way down.



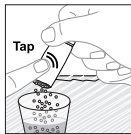
Step 8: Tap the packets to loosen the pellets to the bottom of the packets.

- Hold the packets with the dotted line at the top.

Giving PREVYMIS oral pellets through a G tube or NG tube



Step 9: Cut open the packets with scissors at the dotted line.



Step 10: Lightly tap the packets to carefully pour the PREVYMIS oral pellets into the same medicine cup.

- Make sure all of the PREVYMIS oral pellets go into the medicine cup.
- Make sure the packets are empty.

Giving PREVYMIS oral pellets through a G tube or NG tube

Wait 10 minutes Step 11: Use a clock or timer and wait 10 minutes.



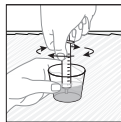
- Do not shake or swirl the medicine cup.

Important: While waiting, keep the medicine cup in a safe place out of reach of children.



- PREVYMIS oral pellets will not dissolve but will become loose or broken up.
- After 10 minutes, the PREVYMIS oral pellets mixture will be ready to use.
- Follow Steps 12-19 to give the PREVYMIS oral pellets mixture through the G tube or NG tube.

Giving PREVYMIS oral pellets through a G tube or NG tube



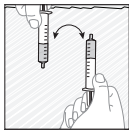
Step 12: Gently stir the PREVYMIS oral pellets mixture with the syringe tip.

- Do not shake or swirl the medicine cup.



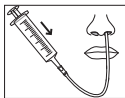
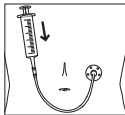
Step 13: Tilt the medicine cup and pull up on the syringe plunger to draw up all of the PREVYMIS oral pellets mixture from the medicine cup. Give the PREVYMIS oral pellets mixture right away after it is drawn up into the syringe.

Giving PREVYMIS oral pellets through a G tube or NG tube




Step 14: Give the PREVYMIS oral pellets mixture.

- Gently turn the syringe upside down (invert) to keep the medicine from settling.
 - **Do not** shake the syringe since this can cause air bubbles.
- Attach the syringe to the G tube or NG tube.
- Slowly push on the plunger to move the mixture through the G tube or NG tube.

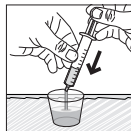


Giving PREVYMIS oral pellets through a G tube or NG tube



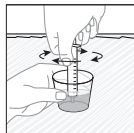
Step 15: Use the same syringe to withdraw more water from the small glass.

- Your healthcare provider will tell you how much water to use to rinse the G tube or NG tube.



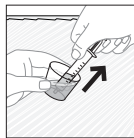
Step 16: Slowly push the syringe plunger all the way down to add the water in the syringe into the same medicine cup.

Giving PREVYMIS oral pellets through a G tube or NG tube



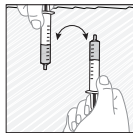
Step 17: Gently stir the rinse mixture with the syringe tip.

- **Do not** shake or swirl the medicine cup.



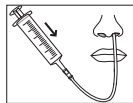
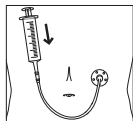
Step 18: Tilt the medicine cup and pull up on the syringe plunger to draw up all of the rinse mixture from the medicine cup.

Giving PREVYMIS oral pellets through a G tube or NG tube



Step 19: Give the rinse mixture.

- Gently turn the syringe upside down (invert) to keep the medicine from settling.
 - **Do not** shake the syringe since this can cause air bubbles.
- Attach the syringe to the G tube or NG tube.
- Slowly push the plunger all the way down to move the rinse mixture through the G tube or NG tube.

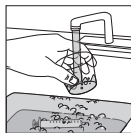


Giving PREVYMIS oral pellets through a G tube or NG tube

Step 20: Flush the G tube or NG tube right away using water.

- Ask your healthcare provider how much water to use.

Giving PREVYMIS oral pellets through a G tube or NG tube



Step 21: Cleaning up

- Throw the empty packets into the trash.
- Hand wash the syringe and medicine cup with warm water and dish soap.
 - **Do not** wash the syringe and medicine cup in the dishwasher.
 - **Do not** boil the syringe and medicine cup.
- Put everything in a clean, dry place.

→ Go to page 28 for **Storing PREVYMIS oral pellets packets** and page 32 to **Learn more about PREVYMIS oral pellets.**

Storing PREVYMIS oral pellets packets

- Store PREVYMIS oral pellets at room temperature between 68°F to 77°F (20°C to 25°C).
- Store PREVYMIS oral pellets in the original packet until you are ready to take them.
- Keep PREVYMIS oral pellets and all medicine out of the reach of children.

This page intentionally left blank

This page intentionally left blank

This page intentionally left blank

Learn more about PREVYMIS oral pellets

For more information on how to use PREVYMIS oral pellets, ask your healthcare provider or pharmacist and read the PREVYMIS Patient Information.

For more information about PREVYMIS oral pellets, go to [PREVYMIS.com](https://www.prevymis.com) or call 1-800-444-2080.

Distributed by:

Merck Sharp & Dohme LLC
Rahway, NJ 07065, USA

Copyright © ##### Merck & Co., Inc., Rahway, NJ, USA,
and its affiliates. All rights reserved.

usifu-mk8228-op-xxxxrxxx

This Instructions for Use has been approved by the
U.S. Food and Drug Administration.

Approved: 08/2024

Reference ID: 5516581