

HIGHLIGHTS OF PRESCRIBING INFORMATION

These highlights do not include all the information needed to use ZEPBOUND safely and effectively. See full prescribing information for ZEPBOUND.

ZEPBOUND® (tirzepatide) Injection, for subcutaneous use
Initial U.S. Approval: 2022

WARNING: RISK OF THYROID C-CELL TUMORS

See full prescribing information for complete boxed warning.

- In rats, tirzepatide causes thyroid C-cell tumors. It is unknown whether ZEPBOUND causes thyroid C-cell tumors, including medullary thyroid carcinoma (MTC), in humans as the human relevance of tirzepatide-induced rodent thyroid C-cell tumors has not been determined (5.1, 13.1).
- ZEPBOUND is contraindicated in patients with a personal or family history of MTC or in patients with Multiple Endocrine Neoplasia syndrome type 2 (MEN 2). Counsel patients regarding the potential risk of MTC and symptoms of thyroid tumors (4, 5.1).

RECENT MAJOR CHANGES

Dosage and Administration (2.4)	01/2026
Warnings and Precautions	
Never Share a ZEPBOUND KwikPen Between Patients (5.11)	01/2026

INDICATIONS AND USAGE

ZEPBOUND is a glucose-dependent insulinotropic polypeptide (GIP) receptor and glucagon-like peptide-1 (GLP-1) receptor agonist indicated in combination with a reduced-calorie diet and increased physical activity:

- to reduce excess body weight and maintain weight reduction long term in adults with obesity or adults with overweight in the presence of at least one weight-related comorbid condition. (1)
- to treat moderate to severe obstructive sleep apnea (OSA) in adults with obesity. (1)

Limitations of Use:

Coadministration with other tirzepatide-containing products or with any GLP-1 receptor agonist is not recommended. (1)

DOSAGE AND ADMINISTRATIONRecommended Dose Escalation Schedule

- The recommended starting dosage is 2.5 mg injected subcutaneously once weekly for 4 weeks. Increase the dosage in 2.5 mg increments after at least 4 weeks until recommended maintenance dosage is achieved. (2.1)
- Consider treatment response and tolerability when selecting the maintenance dosage. (2.1)

Recommended Maintenance and Maximum Dosage

- *Weight Reduction and Long-Term Maintenance:* 5 mg, 10 mg, or 15 mg injected subcutaneously once weekly. (2.2)
- *Obstructive Sleep Apnea:* 10 mg or 15 mg injected subcutaneously once weekly. (2.2)

Maximum Recommended Dosage: 15 mg injected subcutaneously once weekly. (2.2)

Administration Instructions

Refer to the Full Prescribing Information for additional important administration instructions about ZEPBOUND presentations. (2.4)

DOSAGE FORMS AND STRENGTHS

Injection: 2.5 mg, 5 mg, 7.5 mg, 10 mg, 12.5 mg, or 15 mg per 0.5 mL in single-dose pen or single-dose vial (3)

Injection: 10 mg/2.4 mL (4.17 mg/mL) for four 2.5 mg/0.6 mL doses, 20 mg/2.4 mL (8.33 mg/mL) for four 5 mg/0.6 mL doses, 30 mg/2.4 mL (12.5 mg/mL) for four 7.5 mg/0.6 mL doses, 40 mg/2.4 mL (16.7 mg/mL) for four 10 mg/0.6 mL doses, 50 mg/2.4 mL (20.8 mg/mL) for four 12.5 mg/0.6 mL doses, or 60 mg/2.4 mL

(25 mg/mL) for four 15 mg/0.6 mL doses in a multi-dose vial or single-patient-use KwikPen® (3)

CONTRAINDICATIONS

- Personal or family history of medullary thyroid carcinoma or in patients with Multiple Endocrine Neoplasia syndrome type 2 (4)
- Known serious hypersensitivity to tirzepatide or any of the excipients in ZEPBOUND (4)

WARNINGS AND PRECAUTIONS

- *Severe Gastrointestinal Adverse Reactions:* Use has been associated with gastrointestinal adverse reactions, sometimes severe. ZEPBOUND is not recommended in patients with severe gastroparesis. (5.2)
- *Acute Kidney Injury Due to Volume Depletion:* Monitor renal function in patients reporting adverse reactions that could lead to volume depletion. (5.3)
- *Acute Gallbladder Disease:* Has been reported in clinical trials. If cholecystitis is suspected, gallbladder studies and clinical follow-up are indicated. (5.4)
- *Acute Pancreatitis:* Has been observed in patients treated with GLP-1 receptor agonists, or ZEPBOUND. Discontinue if pancreatitis is suspected. (5.5)
- *Hypersensitivity Reactions:* Serious hypersensitivity reactions (e.g., anaphylaxis, angioedema) have been reported postmarketing with tirzepatide. If suspected, advise patients to promptly seek medical attention and discontinue ZEPBOUND. (5.6)
- *Hypoglycemia:* Concomitant use with insulin or an insulin secretagogue may increase the risk of hypoglycemia, including severe hypoglycemia. Reducing dose of insulin or insulin secretagogue may be necessary. Inform all patients of the risk of hypoglycemia and educate them on the signs and symptoms of hypoglycemia. (5.7)
- *Diabetic Retinopathy Complications in Patients with Type 2 Diabetes Mellitus:* Has not been studied in patients with non-proliferative diabetic retinopathy requiring acute therapy, proliferative diabetic retinopathy, or diabetic macular edema. Monitor patients with a history of diabetic retinopathy for progression. (5.8)
- *Suicidal Behavior and Ideation:* Monitor for depression or suicidal thoughts. Discontinue ZEPBOUND if symptoms develop. (5.9)
- *Pulmonary Aspiration During General Anesthesia or Deep Sedation:* Has been reported in patients receiving GLP-1 receptor agonists undergoing elective surgeries or procedures. Instruct patients to inform healthcare providers of any planned surgeries or procedures. (5.10)
- Never share a ZEPBOUND KwikPen between patients, even if the pen needle is changed. (5.11)

ADVERSE REACTIONS

The most common adverse reactions, reported in ≥5% of patients treated with ZEPBOUND are: nausea, diarrhea, vomiting, constipation, abdominal pain, dyspepsia, injection site reactions, fatigue, hypersensitivity reactions, eructation, hair loss, gastroesophageal reflux disease. (6.1)

To report SUSPECTED ADVERSE REACTIONS, contact Eli Lilly and Company at 1-800-LillyRx (1-800-545-5979) or FDA at 1-800-FDA-1088 or www.fda.gov/medwatch.

DRUG INTERACTIONS

ZEPBOUND delays gastric emptying and has the potential to impact the absorption of concomitantly administered oral medications. (7.2)

USE IN SPECIFIC POPULATIONS

- *Pregnancy:* May cause fetal harm. When pregnancy is recognized, discontinue ZEPBOUND. (8.1)
- *Females of Reproductive Potential:* Advise females using oral contraceptives to switch to a non-oral contraceptive method, or add a barrier method of contraception for 4 weeks after initiation and for 4 weeks after each dose escalation. (8.3)

FULL PRESCRIBING INFORMATION: CONTENTS*

WARNING: RISK OF THYROID C-CELL TUMORS

1 INDICATIONS AND USAGE

2 DOSAGE AND ADMINISTRATION

- 2.1 Recommended Dose Escalation Schedule
- 2.2 Recommended Maintenance and Maximum Dosage
- 2.3 Recommendations Regarding Missed Dose
- 2.4 Important Administration Instructions

3 DOSAGE FORMS AND STRENGTHS

4 CONTRAINDICATIONS

5 WARNINGS AND PRECAUTIONS

- 5.1 Risk of Thyroid C-Cell Tumors
- 5.2 Severe Gastrointestinal Adverse Reactions
- 5.3 Acute Kidney Injury Due to Volume Depletion
- 5.4 Acute Gallbladder Disease
- 5.5 Acute Pancreatitis
- 5.6 Hypersensitivity Reactions
- 5.7 Hypoglycemia
- 5.8 Diabetic Retinopathy Complications in Patients with Type 2 Diabetes Mellitus
- 5.9 Suicidal Behavior and Ideation
- 5.10 Pulmonary Aspiration During General Anesthesia or Deep Sedation
- 5.11 Never Share a ZEPBOUND KwikPen Between Patients

6 ADVERSE REACTIONS

- 6.1 Clinical Trials Experience
- 6.2 Postmarketing Experience

7 DRUG INTERACTIONS

- 7.1 Concomitant Use with Insulin or an Insulin Secretagogue (e.g., Sulfonylurea)
- 7.2 Oral Medications

8 USE IN SPECIFIC POPULATIONS

- 8.1 Pregnancy
- 8.2 Lactation
- 8.3 Females and Males of Reproductive Potential
- 8.4 Pediatric Use
- 8.5 Geriatric Use
- 8.6 Renal Impairment
- 8.7 Hepatic Impairment

10 OVERDOSAGE

11 DESCRIPTION

12 CLINICAL PHARMACOLOGY

- 12.1 Mechanism of Action
- 12.2 Pharmacodynamics
- 12.3 Pharmacokinetics
- 12.6 Immunogenicity

13 NONCLINICAL TOXICOLOGY

- 13.1 Carcinogenesis, Mutagenesis, Impairment of Fertility

14 CLINICAL STUDIES

- 14.1 Weight Reduction and Long-Term Maintenance Studies in Adults with Obesity or Overweight
- 14.2 Obstructive Sleep Apnea Studies in Adults with Obesity

16 HOW SUPPLIED/STORAGE AND HANDLING

- 16.1 How Supplied
- 16.2 Storage and Handling

17 PATIENT COUNSELING INFORMATION

* Sections or subsections omitted from the full prescribing information are not listed.

FULL PRESCRIBING INFORMATION

WARNING: RISK OF THYROID C-CELL TUMORS

- In rats, tirzepatide causes dose-dependent and treatment-duration-dependent thyroid C-cell tumors at clinically relevant exposures. It is unknown whether ZEPBOUND causes thyroid C-cell tumors, including medullary thyroid carcinoma (MTC), in humans as human relevance of tirzepatide-induced rodent thyroid C-cell tumors has not been determined [see *Warnings and Precautions (5.1)* and *Nonclinical Toxicology (13.1)*].
- ZEPBOUND is contraindicated in patients with a personal or family history of MTC or in patients with Multiple Endocrine Neoplasia syndrome type 2 (MEN 2) [see *Contraindications (4)*]. Counsel patients regarding the potential risk for MTC with the use of ZEPBOUND and inform them of symptoms of thyroid tumors (e.g., a mass in the neck, dysphagia, dyspnea, persistent hoarseness). Routine monitoring of serum calcitonin or using thyroid ultrasound is of uncertain value for early detection of MTC in patients treated with ZEPBOUND [see *Contraindications (4)* and *Warnings and Precautions (5.1)*].

1 INDICATIONS AND USAGE

ZEPBOUND® is indicated in combination with a reduced-calorie diet and increased physical activity:

- to reduce excess body weight and maintain weight reduction long term in adults with obesity or adults with overweight in the presence of at least one weight-related comorbid condition.
- to treat moderate to severe obstructive sleep apnea (OSA) in adults with obesity.

Limitations of Use

ZEPBOUND contains tirzepatide. Coadministration with other tirzepatide-containing products or with any glucagon-like peptide-1 (GLP-1) receptor agonist is not recommended.

2 DOSAGE AND ADMINISTRATION

2.1 Recommended Dose Escalation Schedule

- The recommended starting dosage of ZEPBOUND for all indications is 2.5 mg injected subcutaneously once weekly for 4 weeks.
- The 2.5 mg dosage is for treatment initiation and is not approved as a maintenance dosage.
- Follow the dosage escalation below for all indications to reduce the risk of gastrointestinal adverse reactions [see *Warnings and Precautions (5.2)* and *Adverse Reactions (6.1)*].
- After 4 weeks, increase the dosage to 5 mg injected subcutaneously once weekly. The dosage may be increased in 2.5 mg increments, after at least 4 weeks on the current dose [see *Dosage and Administration (2.2)*].
- Consider treatment response and tolerability when selecting the maintenance dosage. If patients do not tolerate a maintenance dosage, consider a lower maintenance dosage.

2.2 Recommended Maintenance and Maximum Dosage

Recommended Maintenance Dosage

Weight Reduction and Long-Term Maintenance

The recommended maintenance dosage is 5 mg, 10 mg, or 15 mg, injected subcutaneously once weekly.

OSA

The recommended maintenance dosage is 10 mg or 15 mg injected subcutaneously once weekly.

Maximum Recommended Dosage

The maximum dosage of ZEPBOUND for all indications is 15 mg injected subcutaneously once weekly.

2.3 Recommendations Regarding Missed Dose

- If a dose is missed, instruct patients to administer ZEPBOUND as soon as possible within 4 days (96 hours) after the missed dose. If more than 4 days have passed, skip the missed dose and administer the next dose on the regularly scheduled day. In each case, patients can then resume their regular once weekly dosing schedule.

- The day of weekly administration can be changed, if necessary, as long as the time between the two doses is at least 3 days (72 hours).

2.4 Important Administration Instructions

- Inform patients and their caregiver(s) which ZEPBOUND presentation (e.g., vial, prefilled single-dose pen, single-patient-use KwikPen) they will receive and ensure they receive training appropriate for that specific presentation. If the prescribed ZEPBOUND presentation changes, ensure patients and caregivers receive appropriate training and instruct them to consult the Instructions for Use for the newly prescribed presentation.
- Prior to initiation, train patients and their caregiver(s) on proper injection technique for the prescribed ZEPBOUND presentation [see *Instructions for Use*]. After training, a patient may self-inject ZEPBOUND if the healthcare provider determines that it can be properly administered, except for the following:
 - ZEPBOUND KwikPen is not recommended for self-administration by those who are visually impaired.
- Instruct patients using ZEPBOUND vials to use a syringe appropriate for dose administration (e.g., a 1 mL syringe capable of measuring a 0.5 mL or 0.6 mL dose) and always use a new syringe and needle for each injection.
- Inspect ZEPBOUND visually before use. It should appear clear and colorless to slightly yellow. Do not use ZEPBOUND if particulate matter or discoloration is seen.
- Administer ZEPBOUND in combination with a reduced-calorie diet and increased physical activity.
- Administer ZEPBOUND once weekly at any time of day, with or without meals.
- Inject ZEPBOUND subcutaneously in the abdomen, thigh, or another person should inject in the back of the upper arm.
- Rotate injection sites with each dose.

3 DOSAGE FORMS AND STRENGTHS

Injection: Clear, colorless to slightly yellow solution in pre-filled single-dose pens, single-dose vials, multi-dose vials, or single-patient-use KwikPens, each available in the following strengths. The multi-dose vials and single-patient-use KwikPen each contain 4 doses:

Single-dose Pen or Vial
2.5 mg/0.5 mL
5 mg/0.5 mL
7.5 mg/0.5 mL
10 mg/0.5 mL
12.5 mg/0.5 mL
15 mg/0.5 mL

Multi-dose Vial (4 doses per vial)		
Dose per Injection	Total Strength per Total Volume	Strength per mL
2.5 mg/0.6 mL	10 mg/2.4 mL	4.17 mg/mL
5 mg/0.6 mL	20 mg/2.4 mL	8.33 mg/mL
7.5 mg/0.6 mL	30 mg/2.4 mL	12.5 mg/mL
10 mg/0.6 mL	40 mg/2.4 mL	16.7 mg/mL
12.5 mg/0.6 mL	50 mg/2.4 mL	20.8 mg/mL
15 mg/0.6 mL	60 mg/2.4 mL	25 mg/mL

Single-Patient-Use KwikPen (4 doses per KwikPen)		
Dose per Injection	Total Strength per Total Volume	Strength per mL
2.5 mg	10 mg/2.4 mL	4.17 mg/mL
5 mg	20 mg/2.4 mL	8.33 mg/mL

7.5 mg	30 mg/2.4 mL	12.5 mg/mL
10 mg	40 mg/2.4 mL	16.7 mg/mL
12.5 mg	50 mg/2.4 mL	20.8 mg/mL
15 mg	60 mg/2.4 mL	25 mg/mL

4 CONTRAINDICATIONS

ZEPBOUND is contraindicated in patients with:

- A personal or family history of MTC or in patients with MEN 2 [see *Warnings and Precautions* (5.1)].
- Known serious hypersensitivity to tirzepatide or any of the excipients in ZEPBOUND. Serious hypersensitivity reactions, including anaphylaxis and angioedema, have been reported with tirzepatide [see *Warnings and Precautions* (5.6) and *Adverse Reactions* (6.2)].

5 WARNINGS AND PRECAUTIONS

5.1 Risk of Thyroid C-Cell Tumors

In rats, tirzepatide caused a dose-dependent and treatment-duration-dependent increase in the incidence of thyroid C-cell tumors (adenomas and carcinomas) in a 2-year study at clinically relevant plasma exposures [see *Nonclinical Toxicology* (13.1)]. It is unknown whether ZEPBOUND causes thyroid C-cell tumors, including MTC, in humans as human relevance of tirzepatide-induced rodent thyroid C-cell tumors has not been determined.

ZEPBOUND is contraindicated in patients with a personal or family history of MTC or in patients with MEN 2. Counsel patients regarding the potential risk for MTC with the use of ZEPBOUND and inform them of symptoms of thyroid tumors (e.g., a mass in the neck, dysphagia, dyspnea, persistent hoarseness).

Routine monitoring of serum calcitonin or using thyroid ultrasound is of uncertain value for early detection of MTC in patients treated with ZEPBOUND. Such monitoring may increase the risk of unnecessary procedures, due to the low test specificity for serum calcitonin and a high background incidence of thyroid disease. Significantly elevated serum calcitonin values may indicate MTC and patients with MTC usually have calcitonin values >50 ng/L. If serum calcitonin is measured and found to be elevated, the patient should be further evaluated. Patients with thyroid nodules noted on physical examination or neck imaging should also be further evaluated.

5.2 Severe Gastrointestinal Adverse Reactions

Use of ZEPBOUND has been associated with gastrointestinal adverse reactions, sometimes severe [see *Adverse Reactions* (6.1)]. In a pool of two ZEPBOUND clinical trials for weight reduction (Studies 1 and 2), severe gastrointestinal adverse reactions were reported more frequently among patients receiving ZEPBOUND (5 mg 1.7%, 10 mg 2.5%, 15 mg 3.1%) than placebo (1%). Similar rates of severe gastrointestinal adverse reactions were observed in ZEPBOUND clinical trials for weight reduction and in ZEPBOUND clinical trials for OSA.

ZEPBOUND is not recommended in patients with severe gastroparesis.

5.3 Acute Kidney Injury Due to Volume Depletion

There have been postmarketing reports of acute kidney injury, in some cases requiring hemodialysis, in patients treated with GLP-1 receptor agonists, or ZEPBOUND [see *Adverse Reactions* (6.2)]. The majority of the reported events occurred in patients who experienced gastrointestinal adverse reactions leading to dehydration such as nausea, vomiting, or diarrhea [see *Adverse Reactions* (6.1)]. Monitor renal function in patients reporting adverse reactions to ZEPBOUND that could lead to volume depletion, especially during dosage initiation and escalation of ZEPBOUND.

5.4 Acute Gallbladder Disease

Treatment with ZEPBOUND and GLP-1 receptor agonists is associated with an increased occurrence of acute gallbladder disease.

In a pool of two ZEPBOUND clinical trials for weight reduction (Studies 1 and 2), cholelithiasis was reported in 1.1% of ZEPBOUND-treated patients and 1% of placebo-treated patients, cholecystitis was reported in 0.7% of ZEPBOUND-treated patients and 0.2% of placebo-treated patients, and cholecystectomy was reported in 0.2% of ZEPBOUND-treated patients and no placebo-treated patients. Acute gallbladder events were associated with weight reduction. Similar rates of

cholelithiasis were reported in ZEPBOUND clinical trials for weight reduction and in ZEPBOUND trials for OSA. If cholecystitis is suspected, gallbladder diagnostic studies and appropriate clinical follow-up are indicated.

5.5 Acute Pancreatitis

Acute pancreatitis, including fatal and non-fatal hemorrhagic or necrotizing pancreatitis, has been observed in patients treated with GLP-1 receptor agonists, or ZEPBOUND [see *Adverse Reactions* (6.1)].

After initiation of ZEPBOUND, observe patients carefully for signs and symptoms of pancreatitis (including persistent severe abdominal pain, sometimes radiating to the back and which may or may not be accompanied by vomiting). If pancreatitis is suspected, discontinue ZEPBOUND and initiate appropriate management.

5.6 Hypersensitivity Reactions

There have been postmarketing reports of serious hypersensitivity reactions (e.g., anaphylaxis, angioedema) in patients treated with tirzepatide. In a pool of two ZEPBOUND clinical studies for weight reduction (Studies 1 and 2), 0.1% of ZEPBOUND-treated patients had severe hypersensitivity reactions compared to no placebo-treated patients. Similar rates of severe hypersensitivity reactions were observed in ZEPBOUND clinical trials for weight reduction and in ZEPBOUND trials for OSA. If hypersensitivity reactions occur, advise patients to promptly seek medical attention and discontinue use of ZEPBOUND. Do not use in patients with a previous serious hypersensitivity reaction to tirzepatide or any of the excipients in ZEPBOUND [see *Contraindications* (4) and *Adverse Reactions* (6.2)].

Serious hypersensitivity reactions, including anaphylaxis and angioedema, have been reported with GLP-1 receptor agonists. Use caution in patients with a history of angioedema or anaphylaxis with a GLP-1 receptor agonist because it is unknown whether such patients will be predisposed to these reactions with ZEPBOUND.

5.7 Hypoglycemia

ZEPBOUND lowers blood glucose and can cause hypoglycemia.

In a trial of patients with type 2 diabetes mellitus and BMI ≥ 27 kg/m² (Study 2), hypoglycemia (plasma glucose < 54 mg/dL) was reported in 4.2% of ZEPBOUND-treated patients versus 1.3% of placebo-treated patients. In this trial, patients taking ZEPBOUND in combination with an insulin secretagogue (e.g., sulfonylurea) had increased risk of hypoglycemia (10.3%) compared to ZEPBOUND-treated patients not taking a sulfonylurea (2.1%). There is also increased risk of hypoglycemia in patients treated with tirzepatide in combination with insulin [see *Drug Interactions* (7.1)].

Hypoglycemia has also been associated with ZEPBOUND and GLP-1 receptor agonists in adults without type 2 diabetes mellitus [see *Adverse Reactions* (6.1)].

Inform patients of the risk of hypoglycemia and educate them on the signs and symptoms of hypoglycemia. In patients with diabetes mellitus, monitor blood glucose prior to starting ZEPBOUND and during ZEPBOUND treatment. The risk of hypoglycemia may be lowered by a reduction in the dose of insulin or sulfonylurea (or other concomitantly administered insulin secretagogue).

5.8 Diabetic Retinopathy Complications in Patients with Type 2 Diabetes Mellitus

Rapid improvement in glucose control has been associated with a temporary worsening of diabetic retinopathy. Tirzepatide has not been studied in patients with non-proliferative diabetic retinopathy requiring acute therapy, proliferative diabetic retinopathy, or diabetic macular edema. Patients with a history of diabetic retinopathy should be monitored for progression of diabetic retinopathy.

5.9 Suicidal Behavior and Ideation

Suicidal behavior and ideation have been reported in clinical trials with other weight management products. Monitor patients treated with ZEPBOUND for the emergence or worsening of depression, suicidal thoughts or behaviors, and/or any unusual changes in mood or behavior. Discontinue ZEPBOUND in patients who experience suicidal thoughts or behaviors. Avoid ZEPBOUND in patients with a history of suicidal attempts or active suicidal ideation.

5.10 Pulmonary Aspiration During General Anesthesia or Deep Sedation

ZEPBOUND delays gastric emptying [see *Clinical Pharmacology* (12.2)]. There have been rare postmarketing reports of pulmonary aspiration in patients receiving GLP-1 receptor agonists undergoing elective surgeries or procedures requiring general anesthesia or deep sedation who had residual gastric contents despite reported adherence to preoperative fasting recommendations.

Available data are insufficient to inform recommendations to mitigate the risk of pulmonary aspiration during general anesthesia or deep sedation in patients taking ZEPBOUND, including whether modifying preoperative fasting recommendations or temporarily discontinuing ZEPBOUND could reduce the incidence of retained gastric contents. Instruct patients to inform healthcare providers prior to any planned surgeries or procedures if they are taking ZEPBOUND.

5.11 Never Share a ZEPBOUND KwikPen Between Patients

Never share ZEPBOUND KwikPen between patients, even if the pen needle is changed. Sharing poses a risk for transmission of blood-borne pathogens.

6 ADVERSE REACTIONS

The following serious adverse reactions are described below or elsewhere in the prescribing information:

- Risk of Thyroid C-cell Tumors *[see Warnings and Precautions (5.1)]*
- Severe Gastrointestinal Adverse Reactions *[see Warnings and Precautions (5.2)]*
- Acute Kidney Injury Due to Volume Depletion *[see Warnings and Precautions (5.3)]*
- Acute Gallbladder Disease *[see Warnings and Precautions (5.4)]*
- Acute Pancreatitis *[see Warnings and Precautions (5.5)]*
- Hypersensitivity Reactions *[see Warnings and Precautions (5.6)]*
- Hypoglycemia *[see Warnings and Precautions (5.7)]*
- Diabetic Retinopathy Complications in Patients with Type 2 Diabetes Mellitus *[see Warnings and Precautions (5.8)]*
- Suicidal Behavior and Ideation *[see Warnings and Precautions (5.9)]*
- Pulmonary Aspiration During General Anesthesia or Deep Sedation *[see Warnings and Precautions (5.10)]*

6.1 Clinical Trials Experience

Because clinical trials are conducted under widely varying conditions, adverse reaction rates observed in the clinical trials of a drug cannot be directly compared to rates in the clinical trials of another drug and may not reflect the rates observed in practice.

Adverse Reactions in Patients for Weight Reduction and Long-Term Maintenance

Pool of Placebo-Controlled Weight Reduction Trials in Adults with Obesity or Overweight, with or without Type 2 Diabetes (Study 1 and Study 2)

ZEPBOUND was evaluated for safety in a pool of two randomized, double-blind, placebo-controlled trials that included 2,519 adult patients with obesity or overweight treated with ZEPBOUND for up to 72 weeks and a 4-week off drug follow-up period (Study 1 and Study 2) *[see Clinical Studies (14.1)]*. The mean age of patients was 47 years and 37% were male. The population was 72% White, 12% Asian, 8% Black or African American, and 7% American Indian or Alaska Native; 51% identified as Hispanic or Latino ethnicity. Baseline characteristics included an average BMI of 37.4 kg/m², 29% with a BMI ≥40 kg/m², 41% with hypertension, 37% with dyslipidemia, 25% with type 2 diabetes mellitus, 7% with obstructive sleep apnea, and 4% with cardiovascular disease.

Across both trials, 4.8%, 6.3%, and 6.7% of patients treated with 5 mg, 10 mg, and 15 mg of ZEPBOUND, respectively, permanently discontinued treatment as a result of adverse reactions compared to 3.4% of patients treated with placebo. The majority of patients who discontinued ZEPBOUND due to adverse reactions did so during the first few months of treatment due to gastrointestinal adverse reactions.

Common Adverse Reactions

Table 1 shows common adverse reactions associated with the use of ZEPBOUND in the pool of two placebo-controlled trials for weight reduction (Study 1 and Study 2). These adverse reactions occurred more commonly with ZEPBOUND than with placebo and occurred in at least 2% of patients treated with ZEPBOUND.

Table 1: Adverse Reactions ($\geq 2\%$ and Greater than Placebo) in ZEPBOUND-Treated Adults with Obesity or Overweight in Weight Reduction and Long-term Maintenance Trials (Study 1 and Study 2)

Adverse Reaction	Placebo (N=958) %	ZEPBOUND 5 mg (N=630) %	ZEPBOUND 10 mg (N=948) %	ZEPBOUND 15 mg (N=941) %
Nausea	8	25	29	28
Diarrhea ^a	8	19	21	23
Vomiting	2	8	11	13
Constipation ^b	5	17	14	11
Abdominal Pain ^c	5	9	9	10
Dyspepsia	4	9	9	10
Injection Site Reactions ^d	2	6	8	8
Fatigue ^e	3	5	6	7
Hypersensitivity Reactions	3	5	5	5
Eructation	1	4	5	5
Hair Loss	1	5	4	5
Gastroesophageal Reflux Disease	2	4	4	5
Flatulence	2	3	3	4
Abdominal Distension	2	3	3	4
Dizziness	2	4	5	4
Hypotension ^f	0	1	1	2

^a Includes diarrhea, frequent bowel movements.

^b Includes constipation, feces hard.

^c Includes abdominal discomfort, abdominal pain, abdominal pain lower, abdominal pain upper, abdominal tenderness.

^d Includes multiple related adverse event terms, such as injection site bruising, injection site erythema, injection site pruritus, injection site pain, injection site rash, injection site reaction.

^e Includes asthenia, fatigue, lethargy, malaise.

^f Includes blood pressure decreased, hypotension, orthostatic hypotension.

In a clinical trial for weight reduction that included an intensive lifestyle intervention lead-in period (Study 3), 287 patients were treated with ZEPBOUND for up to 72 weeks. In a randomized withdrawal trial (Study 4), 783 patients were treated with ZEPBOUND for up to 36 weeks, and 335 of these patients were treated for up to 88 weeks [see *Clinical Studies* (14.1)]. In Study 3, 10% of ZEPBOUND-treated patients and 2% of placebo-treated patients discontinued drug due to adverse reactions. In Study 4, 7% of patients discontinued ZEPBOUND treatment before randomized withdrawal at Week 36 due to adverse reactions. In Study 3 and Study 4, adverse reactions were similar to those reported in the two pooled ZEPBOUND clinical trials (Study 1 and Study 2).

Gastrointestinal Adverse Reactions

In a pool of Study 1 and 2, gastrointestinal adverse reactions occurred more frequently among patients receiving ZEPBOUND (5 mg 56%, 10 mg 56%, 15 mg 56%) than placebo (30%). More patients receiving ZEPBOUND 5 mg (1.9%), ZEPBOUND 10 mg (3.3%), and ZEPBOUND 15 mg (4.3%) discontinued treatment due to gastrointestinal adverse reactions than patients receiving placebo (0.5%). The majority of nausea, vomiting, and/or diarrhea events occurred during dose escalation and decreased over time.

Acute Pancreatitis

In clinical trials of tirzepatide for a different indication, 14 events of acute pancreatitis were confirmed by adjudication in 13 tirzepatide-treated patients (0.23 patients per 100 years of exposure) versus 3 events in 3 comparator-treated patients (0.11 patients per 100 years of exposure). In a pool of two ZEPBOUND clinical trials for weight reduction (Studies 1 and 2), 0.2% of ZEPBOUND-treated patients had acute pancreatitis confirmed by adjudication (0.14 patients per 100 years of exposure) versus 0.2% of placebo-treated patients (0.15 patients per 100 years of exposure). The exposure-adjusted

incidence rate for treatment-emergent adjudication-confirmed pancreatitis in the pooled clinical studies for OSA (Studies 5 and 6) was 0.84 patients per 100 years for ZEPBOUND and 0 for placebo-treated patients.

Hypotension

In a pool of Study 1 and 2, hypotension occurred more frequently among patients taking ZEPBOUND (1.6%) than patients taking placebo (0.1%). Hypotension was more frequently seen in ZEPBOUND-treated patients on concomitant antihypertensive therapy (2.2%) compared to ZEPBOUND-treated patients not on antihypertensive therapy (1.2%). Hypotension also occurred in association with gastrointestinal adverse events and dehydration.

Hypersensitivity Reactions

In a pool of Study 1 and 2, immediate hypersensitivity reactions (within one day after drug administration) occurred in 2.1% of ZEPBOUND-treated patients compared to 0.4% of placebo-treated patients, while non-immediate hypersensitivity reactions occurred in 3.5% of ZEPBOUND-treated patients compared to 2.7% of placebo-treated patients. Among ZEPBOUND-treated patients, hypersensitivity reactions were more frequent in those with anti-tirzepatide antibodies (6.2%) compared to those who did not develop anti-tirzepatide antibodies (3%) [see *Clinical Pharmacology* (12.6)]. The majority of the hypersensitivity reactions in trials were skin reactions (e.g., rash, itching).

Injection Site Reactions

In ZEPBOUND-treated patients in a pool of Study 1 and 2, injection site reactions were more frequent in those with anti-tirzepatide antibodies (11.3%) compared to those who did not develop anti-tirzepatide antibodies (1%) [see *Clinical Pharmacology* (12.6)].

Hair Loss

Hair loss adverse reactions in ZEPBOUND-treated patients were associated with weight reduction. In a pool of Study 1 and 2, hair loss was reported more frequently in female than male patients in the ZEPBOUND (7.1% female versus 0.5% male) and placebo (1.3% female versus 0% male) treatment groups. No ZEPBOUND-treated patients and one placebo-treated patient discontinued study treatment due to hair loss.

Other Adverse Reactions

Acute Kidney Injury

In a pool of Study 1 and 2, acute kidney injury was reported in 0.5% of ZEPBOUND-treated patients compared to 0.2% of placebo-treated patients.

Acute Gallbladder Disease

In a pool of Study 1 and 2, cholelithiasis was reported in 1.1% of ZEPBOUND-treated patients and 1% of placebo-treated patients, cholecystitis was reported in 0.7% of ZEPBOUND-treated patients and 0.2% of placebo-treated patients, and cholecystectomy was reported in 0.2% of ZEPBOUND-treated patients and no placebo-treated patients.

Hypoglycemia

In Study 2, a trial of patients with type 2 diabetes mellitus and BMI ≥ 27 kg/m², hypoglycemia (plasma glucose <54 mg/dL) was reported in 4.2% of ZEPBOUND-treated patients versus 1.3% of placebo-treated patients.

In Study 1, a trial of ZEPBOUND in adults with obesity/overweight without type 2 diabetes mellitus, there was no systematic capturing of hypoglycemia, but plasma glucose <54 mg/dL was reported in 0.3% of ZEPBOUND-treated patients versus no placebo-treated patients.

Heart Rate Increase

In a pool of Study 1 and 2, treatment with ZEPBOUND resulted in a mean increase in heart rate of 1 to 3 beats per minute compared to no increase in placebo-treated patients.

Dysesthesia

In a pool of Study 1 and 2, dysesthesia occurred more frequently among patients receiving ZEPBOUND (5 mg 0.2%, 10 mg 0.2%, 15 mg 0.4%) than placebo (0.1%).

Dysgeusia

In a pool of Study 1 and 2, dysgeusia was reported by 0.4% of ZEPBOUND-treated patients and no placebo-treated patients.

Dry Mouth

In a pool of Study 1 and 2, dry mouth or dry throat was reported by 1% of ZEPBOUND-treated patients and 0.1% of placebo-treated patients.

Laboratory Abnormalities

Amylase and Lipase Increase

In a pool of Study 1 and 2, treatment with ZEPBOUND resulted in mean increases from baseline in serum pancreatic amylase concentrations of 20% to 25% and serum lipase concentrations of 28% to 35%, compared to mean increases from baseline in pancreatic amylase of 2.1% and serum lipase of 5.8% in placebo-treated patients. The clinical significance of elevations in amylase or lipase with ZEPBOUND is unknown in the absence of other signs and symptoms of pancreatitis.

Adverse Reactions in Patients with Obstructive Sleep Apnea

ZEPBOUND was evaluated in 2 randomized, double-blind, placebo-controlled trials (Study 5 and Study 6) that included a total of 467 adult patients with moderate to severe OSA and obesity [see *Clinical Studies* (14.2)]. Study 5 enrolled 234 patients who were unable or unwilling to use Positive Airway Pressure (PAP) therapy and Study 6 enrolled 235 patients who were on PAP therapy. The adverse reactions observed with ZEPBOUND 10 mg or 15 mg administered subcutaneously once weekly were similar to those reported in the two pooled placebo controlled clinical trials for weight reduction (Study 1 and Study 2).

6.2 Postmarketing Experience

The following adverse reactions have been reported during post-approval use of tirzepatide, the active ingredient in ZEPBOUND. Because these reactions are reported voluntarily from a population of uncertain size, it is not always possible to reliably estimate their frequency or to establish a causal relationship to drug exposure.

Gastrointestinal: acute pancreatitis, hemorrhagic and necrotizing pancreatitis sometimes resulting in death, ileus

Hypersensitivity: anaphylaxis, angioedema

Pulmonary: Pulmonary aspiration has occurred in patients receiving GLP-1 receptor agonists undergoing elective surgeries or procedures requiring general anesthesia or deep sedation.

Renal: acute renal failure or worsening of chronic renal failure, sometimes requiring hemodialysis

7 DRUG INTERACTIONS

7.1 Concomitant Use with Insulin or an Insulin Secretagogue (e.g., Sulfonylurea)

ZEPBOUND lowers blood glucose. When initiating ZEPBOUND, consider reducing the dose of concomitantly administered insulin or insulin secretagogues (e.g., sulfonylureas) to reduce the risk of hypoglycemia [see *Warnings and Precautions* (5.7)].

7.2 Oral Medications

ZEPBOUND delays gastric emptying and thereby has the potential to impact the absorption of concomitantly administered oral medications. Caution should be exercised when oral medications are concomitantly administered with ZEPBOUND.

Monitor patients on oral medications dependent on threshold concentrations for efficacy and those with a narrow therapeutic index (e.g., warfarin) when concomitantly administered with ZEPBOUND.

Advise patients using oral hormonal contraceptives to switch to a non-oral contraceptive method, or add a barrier method of contraception for 4 weeks after initiation with ZEPBOUND and for 4 weeks after each dose escalation. Hormonal contraceptives that are not administered orally should not be affected [see *Use in Specific Populations* (8.3) and *Clinical Pharmacology* (12.2, 12.3)].

8 USE IN SPECIFIC POPULATIONS

8.1 Pregnancy

Pregnancy Exposure Registry

There will be a pregnancy exposure registry that monitors pregnancy outcomes in women exposed to ZEPBOUND (tirzepatide) during pregnancy. Pregnant patients exposed to ZEPBOUND and healthcare providers are encouraged to contact Eli Lilly and Company at 1-800-LillyRx (1-800-545-5979).

Risk Summary

Weight loss offers no benefit to a pregnant patient and may cause fetal harm. Advise pregnant patients that weight loss is not recommended during pregnancy and to discontinue ZEPBOUND when a pregnancy is recognized (see *Clinical*

Considerations). Available data with tirzepatide in pregnant patients are insufficient to evaluate for a drug-related risk of major birth defects, miscarriage, or other adverse maternal or fetal outcomes. Based on animal reproduction studies, there may be risks to the fetus from exposure to tirzepatide during pregnancy.

In pregnant rats administered tirzepatide during organogenesis, fetal growth reductions and fetal abnormalities occurred at clinical exposure in maternal rats based on AUC. In rabbits administered tirzepatide during organogenesis, fetal growth reductions were observed at clinically relevant exposures based on AUC. These adverse embryo/fetal effects in animals coincided with pharmacological effects on maternal weight and food consumption (*see Data*).

The estimated background risk of major birth defects and miscarriage for the indicated population is increased when compared to the general population. In the U.S. general population, the estimated background risk of major birth defects and miscarriage in clinically recognized pregnancies is 2-4% and 15-20%, respectively.

Clinical Considerations

Disease-Associated Maternal and/or Embryo/Fetal Risk

Appropriate weight gain based on pre-pregnancy weight is currently recommended for all pregnant patients, including those with obesity or overweight, due to the obligatory weight gain that occurs in maternal tissues during pregnancy.

Data

Animal Data

In pregnant rats given twice weekly subcutaneous doses of 0.02, 0.1, and 0.5 mg/kg tirzepatide [0.03-, 0.07-, and 0.5-fold the maximum recommended human dose (MRHD) of 15 mg once weekly based on AUC] during organogenesis, increased incidences of external, visceral, and skeletal malformations, increased incidences of visceral and skeletal developmental variations, and decreased fetal weights coincided with pharmacologically-mediated reductions in maternal body weights and food consumption at 0.5 mg/kg. In pregnant rabbits given once weekly subcutaneous doses of 0.01, 0.03, or 0.1 mg/kg tirzepatide (0.01-, 0.06-, and 0.2-fold the MRHD) during organogenesis, pharmacologically mediated effects on the gastrointestinal system resulting in maternal mortality or abortion in a few rabbits occurred at all dose levels. Reduced fetal weights associated with decreased maternal food consumption and body weights were observed at 0.1 mg/kg. In a pre- and post-natal study in rats administered subcutaneous doses of 0.02, 0.10, or 0.25 mg/kg tirzepatide twice weekly from implantation through lactation, F₁ pups from F₀ maternal rats given 0.25 mg/kg tirzepatide had statistically significant lower mean body weight when compared to controls from post-natal day 7 through post-natal day 126 for males and post-natal day 56 for females.

8.2 Lactation

Risk Summary

In a single-dose clinical lactation study, the concentration of tirzepatide in breast milk was found to be either undetectable or low compared to the maternal administered dose (*see Data*). There are no available data on the effects of tirzepatide on the breastfed infant or on milk production. The developmental and health benefits of breastfeeding should be considered along with the mother's clinical need for ZEPBOUND and any potential adverse effects on the breastfed infant from ZEPBOUND or from the underlying maternal condition.

Data

Following subcutaneous administration of a single 5 mg dose to 11 healthy lactating adult females, the concentration of tirzepatide in breast milk was found to be undetectable (limit of detection in breast milk 4 ng/mL) in 164/171 samples assayed. The cumulative amount of tirzepatide detected in the remaining 7 breast milk samples over the 28-day sampling window was equivalent to less than 0.02% of the maternal administered dose, with the last measurable concentrations occurring 5 days post-dose. The AUC of tirzepatide in breast milk could not be calculated, due to insufficient quantifiable concentrations.

8.3 Females and Males of Reproductive Potential

Contraception

Use of ZEPBOUND may reduce the efficacy of oral hormonal contraceptives due to delayed gastric emptying. This delay is largest after the first dose and diminishes over time. Advise patients using oral hormonal contraceptives to switch to a non-oral contraceptive method, or add a barrier method of contraception for 4 weeks after initiation with ZEPBOUND and for 4 weeks after each dose escalation [*see Drug Interactions (7.2) and Clinical Pharmacology (12.2, 12.3)*].

8.4 Pediatric Use

The safety and effectiveness of ZEPBOUND have not been established in pediatric patients.

8.5 Geriatric Use

In a pool of two fixed dose ZEPBOUND clinical studies for weight reduction (Study 1 and Study 2), 226 (9%) ZEPBOUND-treated patients were 65 years of age or older, and 13 (0.5%) ZEPBOUND-treated patients were 75 years of age or older at baseline.

No overall differences in safety or effectiveness of ZEPBOUND have been observed between patients 65 years of age and older and younger adult patients.

ZEPBOUND clinical studies in OSA (Study 5 and Study 6) did not include sufficient numbers of patients age 65 years or older to determine whether they respond differently from younger adult patients. Other reported clinical experience with tirzepatide has not identified differences in responses between the elderly and younger patients.

8.6 Renal Impairment

No dosage adjustment of ZEPBOUND is recommended for patients with renal impairment. In subjects with renal impairment including end-stage renal disease (ESRD), no change in tirzepatide pharmacokinetics (PK) was observed [see *Clinical Pharmacology* (12.3)]. Monitor renal function in patients reporting adverse reactions to ZEPBOUND that could lead to volume depletion [see *Warnings and Precautions* (5.3)].

8.7 Hepatic Impairment

No dosage adjustment of ZEPBOUND is recommended for patients with hepatic impairment. In a clinical pharmacology study in subjects with varying degrees of hepatic impairment, no change in tirzepatide PK was observed [see *Clinical Pharmacology* (12.3)].

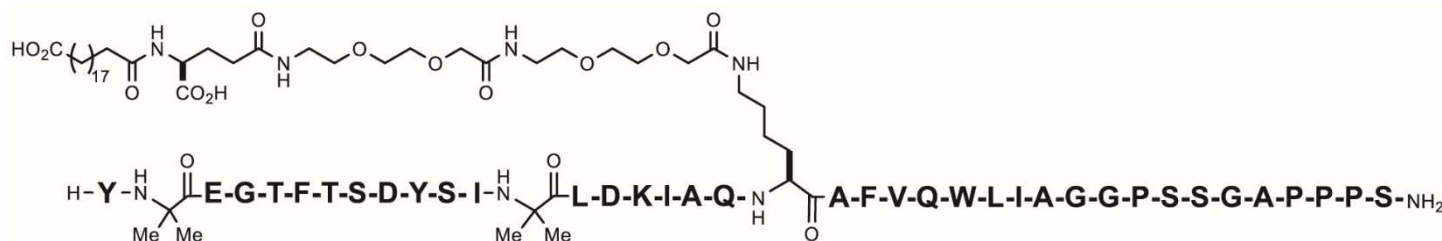
10 OVERDOSAGE

In the event of an overdose, contact the Poison Help Line (1-800-222-1222) or a medical toxicologist for additional overdose management recommendations. Appropriate supportive treatment should be initiated according to the patient's clinical signs and symptoms. A period of observation and treatment for these symptoms may be necessary, taking into account the half-life of tirzepatide of approximately 5 days.

11 DESCRIPTION

ZEPBOUND (tirzepatide) injection, for subcutaneous use, contains tirzepatide, a GIP receptor and GLP-1 receptor agonist. Tirzepatide is based on the GIP sequence and contains aminoisobutyric acid (Aib) in positions 2 and 13, a C-terminal amide, and Lys residue at position 20 that is attached to 1,20-eicosanedioic acid via a linker. The molecular weight is 4813.53 Da and the empirical formula is $C_{225}H_{348}N_{48}O_{68}$.

Structural formula:



ZEPBOUND is a clear, colorless to slightly yellow, sterile solution for subcutaneous use. Each single-dose pen or single-dose vial contains a 0.5 mL solution of 2.5 mg, 5 mg, 7.5 mg, 10 mg, 12.5 mg, or 15 mg of tirzepatide and the following excipients: sodium chloride (4.1 mg), sodium phosphate dibasic heptahydrate (0.7 mg), and water for injection. Each multi-dose vial or single-patient-use KwikPen contains 2.4 mL of solution, which provides 4 doses of 2.5 mg, 5 mg, 7.5 mg, 10 mg, 12.5 mg, or 15 mg of tirzepatide per 0.6 mL. Each dose contains the following excipients: benzyl alcohol (5.4 mg), glycerin (4.8 mg), phenol (1.08 mg), sodium chloride (1.05 mg), sodium phosphate dibasic heptahydrate (0.8 mg), and water for injection. Hydrochloric acid solution and/or sodium hydroxide solution may have been added to adjust the pH. ZEPBOUND has a pH of 6.5 to 7.5.

Each single-patient-use KwikPen contains additional volume to allow for device priming.

12 CLINICAL PHARMACOLOGY

12.1 Mechanism of Action

Tirzepatide is a GIP receptor and GLP-1 receptor agonist. It contains a C20 fatty diacid that enables albumin binding and prolongs the half-life. Tirzepatide selectively binds to and activates both the GIP and GLP-1 receptors, the targets for native GIP and GLP-1.

GLP-1 is a physiological regulator of appetite and caloric intake. Nonclinical studies suggest the addition of GIP may further contribute to the regulation of food intake.

Both GIP receptors and GLP-1 receptors are found in areas of the brain involved in appetite regulation. Animal studies show that tirzepatide distributes to and activates neurons in brain regions involved in regulation of appetite and food intake.

12.2 Pharmacodynamics

Tirzepatide lowers body weight with greater fat mass loss than lean mass loss.

Tirzepatide decreases calorie intake. The effects are likely mediated by affecting appetite.

Tirzepatide stimulates insulin secretion in a glucose-dependent manner and reduces glucagon secretion. Tirzepatide increases insulin sensitivity, as demonstrated in a hyperinsulinemic euglycemic clamp study in patients with type 2 diabetes mellitus after 28 weeks of treatment. These effects can lead to a reduction of blood glucose.

Tirzepatide delays gastric emptying. The delay is largest after the first dose and this effect diminishes over time.

12.3 Pharmacokinetics

The pharmacokinetics of tirzepatide is similar between healthy subjects, patients with overweight or obesity, and patients with OSA and obesity. Steady-state plasma tirzepatide concentrations were achieved following 4 weeks of once weekly administration. Tirzepatide exposure increases in a dose-proportional manner.

Absorption

Following subcutaneous administration, the median time (range) to maximum plasma concentration of tirzepatide is 24 hours (8 to 72 hours). The mean absolute bioavailability of tirzepatide following subcutaneous administration is 80%. Similar exposure was achieved with subcutaneous administration of tirzepatide in the abdomen, thigh, or upper arm.

Distribution

The mean [coefficient of variation (CV)%] apparent steady-state volumes of distribution of tirzepatide following subcutaneous administration in patients with overweight or obesity and patients with OSA and obesity are approximately 9.7 L (29%) and 11.8 L (37%), respectively. Tirzepatide is highly bound to plasma albumin (99%).

Elimination

The apparent population mean clearance of tirzepatide in patients with overweight or obesity and patients with OSA and obesity is approximately 0.06 L/h (CV% ~ 20%). The elimination half-life is approximately 5-6 days in patients with overweight or obesity, and in patients with OSA and obesity.

Metabolism

Tirzepatide is metabolized by proteolytic cleavage of the peptide backbone, beta-oxidation of the C20 fatty diacid, and amide hydrolysis.

Excretion

The primary excretion routes of tirzepatide metabolites are via urine and feces. Intact tirzepatide is not observed in urine or feces.

Specific Populations

The intrinsic factors of age (18 to 84 years), sex, race (71% White, 11% Asian, 9% American Indian or Alaska Native, and 8% Black or African American), ethnicity, or body weight do not have a clinically relevant effect on the PK of tirzepatide.

Patients with Renal Impairment

Renal impairment does not impact the pharmacokinetics of tirzepatide. The pharmacokinetics of tirzepatide after a single 5 mg dose were evaluated in patients with different degrees of renal impairment (mild, moderate, severe, ESRD) compared with subjects with normal renal function. Data from clinical studies have also shown that renal impairment in patients with overweight or obesity does not impact the pharmacokinetics of tirzepatide [see *Use in Specific Populations* (8.6)].

Patients with Hepatic Impairment

Hepatic impairment does not impact the pharmacokinetics of tirzepatide. The pharmacokinetics of tirzepatide after a single 5 mg dose were evaluated in patients with different degrees of hepatic impairment (mild, moderate, severe) compared with subjects with normal hepatic function [see *Use in Specific Populations* (8.7)].

Drug Interaction Studies

Potential for Tirzepatide to Influence the Pharmacokinetics of Other Drugs

In vitro studies have shown low potential for tirzepatide to inhibit or induce CYP enzymes, and to inhibit drug transporters. ZEPBOUND delays gastric emptying and thereby has the potential to impact the absorption of concomitantly administered oral medications [see *Drug Interactions* (7.2)].

The impact of tirzepatide on gastric emptying was greatest after a single dose of 5 mg and diminished after subsequent doses.

Following a first dose of tirzepatide 5 mg, acetaminophen maximum concentration (C_{max}) was reduced by 55%, and the median peak plasma concentration (t_{max}) occurred 1 hour later. After coadministration at Week 6 with tirzepatide 15 mg, there was no meaningful impact on acetaminophen C_{max} and t_{max} . Overall acetaminophen exposure (AUC_{0-24hr}) was not influenced.

Following administration of a combined oral contraceptive (0.035 mg ethinyl estradiol and 0.25 mg norgestimate) in the presence of a single dose of tirzepatide 5 mg, mean C_{max} of ethinyl estradiol, norgestimate, and norelgestromin was reduced by 59%, 66%, and 55%, while mean AUC was reduced by 20%, 21%, and 23%, respectively. A delay in t_{max} of 2.5 to 4.5 hours was observed.

12.6 Immunogenicity

The observed incidence of anti-drug antibodies is highly dependent on the sensitivity and specificity of the assay. Differences in assay methods preclude meaningful comparisons of the incidence of anti-drug antibodies in the studies described below with the incidence of anti-drug antibodies in other studies.

The incidence of anti-drug antibodies (ADA) to ZEPBOUND was evaluated in adult patients with overweight or obesity or with OSA and obesity in clinical studies lasting 52 weeks or longer. Anti-tirzepatide antibodies were detected in 64.5% (1591/2467) of ZEPBOUND-treated patients in weight reduction clinical studies 1 and 2, and 60.6% (137/226) of ZEPBOUND-treated patients in OSA clinical studies [see *Clinical Studies* (14)].

Of the ZEPBOUND-treated patients in weight reduction clinical studies 40% and 16.5% of patients developed antibodies that were cross-reactive to native GIP or native GLP-1, respectively.

Of the ZEPBOUND-treated patients in OSA clinical studies, 37.2% and 19.5% of patients developed antibodies that were cross reactive to native GIP and native GLP-1, respectively.

Neutralizing antibodies against tirzepatide activity on the GIP or GLP-1 receptors and against native GIP or GLP-1 were detected in 2.8% and 2.7% and 0.8% and 0.1% respectively, of ZEPBOUND-treated patients in weight reduction clinical studies.

No ZEPBOUND-treated patients in OSA studies developed neutralizing antibodies against tirzepatide activity on the GIP or GLP-1 receptors or against native GIP or native GLP-1.

No clinically significant effect of anti-tirzepatide antibodies on pharmacokinetics or effectiveness of ZEPBOUND has been identified. More ZEPBOUND-treated patients who developed anti-tirzepatide antibodies experienced hypersensitivity reactions or injection site reactions than those who did not develop these antibodies [see *Adverse Reactions* (6.1)].

13 NONCLINICAL TOXICOLOGY

13.1 Carcinogenesis, Mutagenesis, Impairment of Fertility

A 2-year carcinogenicity study was conducted with tirzepatide in male and female rats at doses of 0.15, 0.50, and 1.5 mg/kg (0.1-, 0.4-, and 1-fold the MRHD of 15 mg once weekly based on AUC) administered by subcutaneous injection twice weekly. A statistically significant increase in thyroid C-cell adenomas was observed in male rats (≥ 0.5 mg/kg) and female rats (≥ 0.15 mg/kg), and a statistically significant increase in thyroid C-cell adenomas and carcinomas combined was observed in male and female rats at all doses examined. In a 6-month carcinogenicity study in rasH2 transgenic mice, tirzepatide at doses of 1, 3, and 10 mg/kg administered by subcutaneous injection twice weekly was not tumorigenic.

Tirzepatide was not genotoxic in a rat bone marrow micronucleus assay.

In fertility and early embryonic development studies, male and female rats were administered twice weekly subcutaneous doses of 0.5, 1.5, or 3 mg/kg (0.3-, 1-, and 2-fold and 0.3-, 0.9-, and 2-fold, respectively, the MRHD of 15 mg once weekly based on AUC). No effects of tirzepatide were observed on sperm morphology, mating, fertility, and conception. In female rats, an increase in the number of females with prolonged diestrus and a decrease in the mean number of corpora lutea resulting in a decrease in the mean number of implantation sites and viable embryos was observed at all dose levels. These effects were considered secondary to the pharmacological effects of tirzepatide on food consumption and body weight.

14 CLINICAL STUDIES

14.1 Weight Reduction and Long-Term Maintenance Studies in Adults with Obesity or Overweight

Weight Reduction in Adults with Obesity or Overweight, with or without Type 2 Diabetes Mellitus (Study 1 and Study 2)

Overview of Study 1 and Study 2

The efficacy of ZEPBOUND for weight reduction in conjunction with a reduced-calorie diet and increased physical activity was studied in two randomized, double-blind, placebo-controlled fixed-dosage trials (Study 1 and Study 2) in adults aged 18 years and older. In Studies 1 and 2, all patients received a standard lifestyle intervention which included instruction on a reduced-calorie diet (approximately 500 kcal/day deficit) and increased physical activity counseling (recommended minimum of 150 min/week) that began with the first dose of study medication or placebo and continued throughout the trial. Patients also received counseling on behavior modification strategies to adhere to diet and exercise recommendations. In both trials, weight reduction was assessed after 72 weeks of treatment (at least 52 weeks at maintenance dose).

Study 1 (NCT04184622) was a 72-week trial that enrolled 2,539 adult patients with obesity (BMI ≥ 30 kg/m²), or with overweight (BMI 27 to <30 kg/m²) and at least one weight-related comorbid condition, such as dyslipidemia, hypertension, obstructive sleep apnea, or cardiovascular disease; patients with type 2 diabetes mellitus were excluded. Patients were randomized in a 1:1:1:1 ratio to once weekly fixed dosage of ZEPBOUND 5 mg, ZEPBOUND 10 mg, ZEPBOUND 15 mg, or placebo, with an escalation period of up to 20 weeks followed by the maintenance period. At baseline, mean age was 45 years (range 18-84 years), 68% were female, 71% were White, 11% were Asian, 9% were American Indian/Alaska Native, and 8% were Black or African American. A total of 48% were Hispanic or Latino ethnicity. Mean baseline body weight was 104.8 kg and mean BMI was 38 kg/m². Baseline characteristics included 32% with hypertension, 30% with dyslipidemia, 8% with obstructive sleep apnea, and 3% with cardiovascular disease.

Study 2 (NCT04657003) was a 72-week trial that enrolled 938 adult patients with BMI ≥ 27 kg/m² and type 2 diabetes mellitus. Patients included in the trial had HbA1c 7-10% and were treated with either diet and exercise alone, or any oral anti-hyperglycemic agent except dipeptidyl peptidase-4 (DPP-4) inhibitors or GLP-1 receptor agonists. Patients who were taking insulin or injectable GLP-1 receptor agonists for type 2 diabetes mellitus were excluded. Patients were randomized in a 1:1:1 ratio to once weekly fixed dosage of ZEPBOUND 10 mg, ZEPBOUND 15 mg, or placebo with an escalation period of up to 20 weeks followed by the maintenance period. At baseline, mean age was 54 years (range 18-85 years), 51% were female, 76% were White, 13% were Asian, and 8% were Black or African American. A total of 60% were Hispanic or Latino ethnicity. Mean baseline body weight was 100.7 kg and mean BMI was 36.1 kg/m². Baseline characteristics included 66% with hypertension, 61% with dyslipidemia, 8% with obstructive sleep apnea, and 10% with cardiovascular disease.

Results for Study 1 and Study 2

The proportions of patients who discontinued study drug in Study 1 were 14.3%, 16.4%, and 15.1% for the 5 mg, 10 mg, and 15 mg ZEPBOUND-treated groups, respectively, and 26.4% for the placebo-treated group. The proportions of patients who discontinued study drug in Study 2 were 9.3% and 13.8% for the 10 mg and 15 mg ZEPBOUND-treated groups, respectively, and 14.9% for the placebo-treated group.

For Studies 1 and 2, weight reduction was assessed after 72 weeks of treatment (at least 52 weeks at maintenance dose). In both studies, the primary efficacy parameters were mean percent change in body weight and the percentage of patients achieving $\geq 5\%$ weight reduction from baseline to Week 72 (see Table 2).

After 72 weeks of treatment, ZEPBOUND resulted in a statistically significant reduction in body weight compared with placebo, and greater proportions of patients treated with ZEPBOUND 5 mg, 10 mg, and 15 mg achieved at least 5% weight reduction compared to placebo. Among patients treated with ZEPBOUND 10 mg and 15 mg, greater proportions of patients achieved at least 10%, 15%, and 20% weight reduction compared to placebo (see Table 2). A reduction in body weight was observed with ZEPBOUND irrespective of age, sex, race, ethnicity, baseline BMI, and glycemic status.

Table 2: Changes in Body Weight at Week 72 in Studies 1 and 2 in Patients with Obesity or Overweight

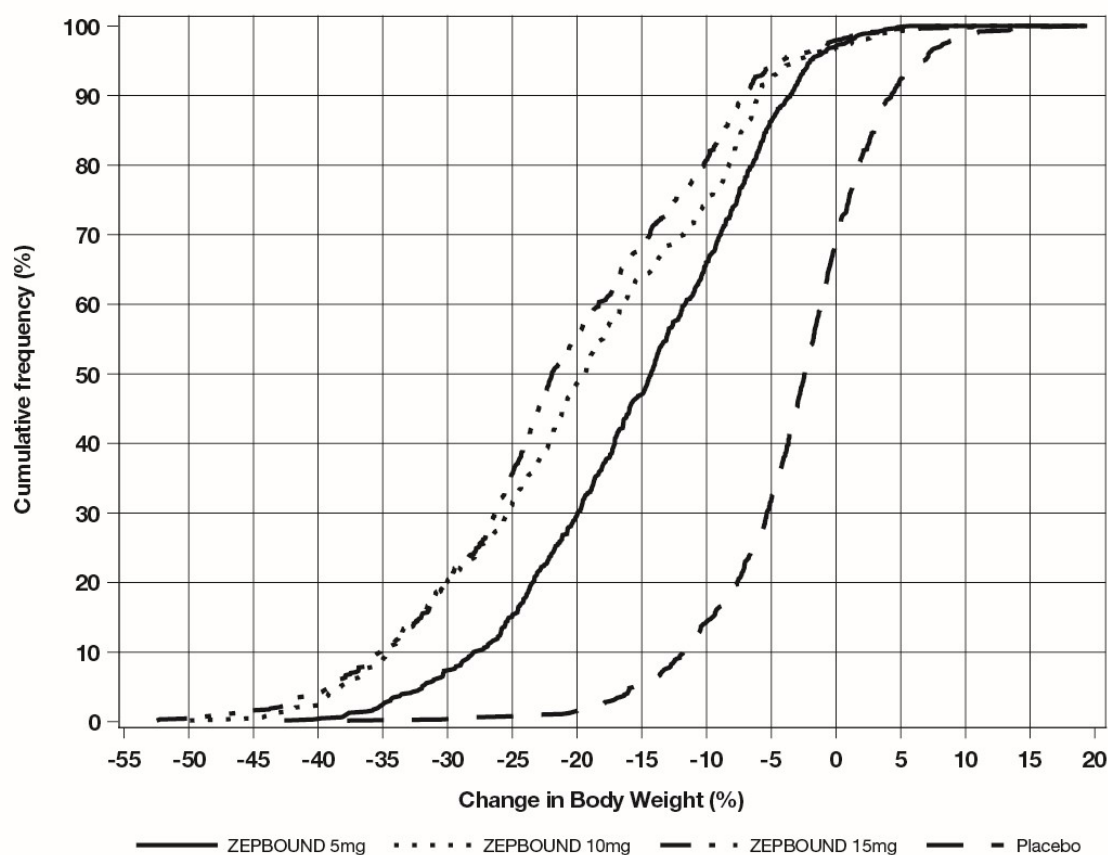
Intention-to-Treat (ITT) Population ^a	Study 1				Study 2		
	Placebo N = 643	ZEPBOUND 5 mg N = 630	ZEPBOUND 10 mg N = 636	ZEPBOUND 15 mg N = 630	Placebo N = 315	ZEPBOUND 10 mg N = 312	ZEPBOUND 15 mg N = 311
Body Weight							
Baseline mean (kg)	104.8	102.9	105.8	105.6	101.7	100.9	99.6
% Change from baseline ^b	-3.1	-15.0	-19.5	-20.9	-3.2	-12.8	-14.7
% Difference from placebo ^b (95% CI)		-11.9 (-13.4, -10.4) ^d	-16.4 (-17.9, -14.8) ^d	-17.8 (-19.3, -16.3) ^d		-9.6 (-11.1, -8.1) ^d	-11.6 (-13.0, -10.1) ^d
% of Patients losing ≥5% body weight	34.5	85.1	88.9	90.9	32.5	79.2	82.8
% Difference from placebo (95% CI)		50.3 (44.3, 56.2) ^{c,d}	54.6 (49.1, 60.0) ^{c,d}	56.4 (50.9, 62.0) ^{c,d}		46.8 (39.5, 54.1) ^{c,d}	50.4 (43.1, 57.8) ^{c,d}
% of Patients losing ≥10% body weight	18.8	68.5	78.1	83.5	9.5	60.5	64.8
% Difference from placebo (95% CI)		49.3 (43.6, 54.9) ^{c,e}	59.5 (54.2, 64.9) ^{c,d}	64.8 (59.6, 70.1) ^{c,d}		51.0 (44.4, 57.7) ^{c,d}	55.3 (48.6, 62.0) ^{c,d}
% of Patients losing ≥15% body weight	8.8	48.0	66.6	70.6	2.7	39.7	48.0
% Difference from placebo (95% CI)		38.7 (33.6, 43.7) ^{c,e}	58.1 (53.2, 63.0) ^{c,d}	62.0 (57.2, 66.8) ^{c,d}		37.0 (31.1, 42.9) ^{c,d}	45.4 (39.4, 51.4) ^{c,d}
% of Patients losing ≥20% body weight	3.1	30.0	50.1	56.7	1.0	21.5	30.8
% Difference from placebo (95% CI)		26.6 (22.4, 30.7) ^{c,e}	47.3 (42.7, 51.9) ^{c,d}	53.8 (49.3, 58.3) ^{c,d}		20.5 (15.7, 25.4) ^{c,d}	29.7 (24.3, 35.0) ^{c,d}

Abbreviations: ANCOVA = analysis of covariance; CI = confidence interval; N = number of patients randomly assigned to study drug.

- ^a The intention-to-treat population includes all randomly assigned patients. For Study 1 at Week 72, body weight was missing for 21.6%, 10.2%, 10.5%, and 9.4% of patients randomly assigned to placebo, ZEPBOUND 5 mg, 10 mg, and 15 mg, respectively. For Study 2 at Week 72, body weight was missing for 11.1%, 4.8%, and 8.4% of patients randomly assigned to placebo, ZEPBOUND 10 mg, and 15 mg, respectively. The missing values were imputed by a hybrid approach using retrieved dropouts from the same treatment group (if missing not due to COVID-19) or using all non-missing data assuming missing at random (for missing solely due to COVID-19).
- ^b Least-squares mean from ANCOVA adjusted for baseline value and other stratification factors.
- ^c Analyzed using logistic regression adjusted for baseline value.
- ^d p-value<0.001 (unadjusted 2-sided) for superiority, controlled for type I error rate.
- ^e Not controlled for type I error rate.

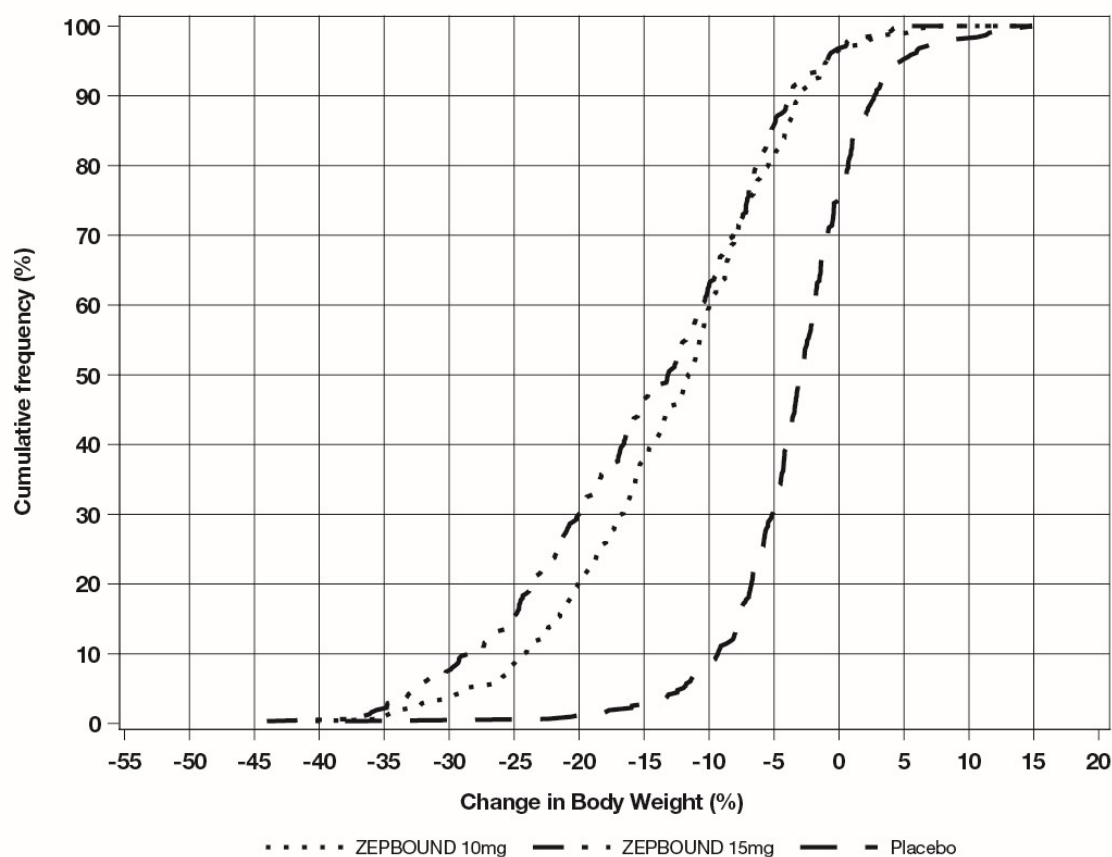
The cumulative frequency distributions of change in body weight are shown in Figure 1 for Study 1 and Figure 2 for Study 2. One way to interpret this figure is to select a change in body weight of interest on the horizontal axis and note the corresponding proportions of patients (vertical axis) in each treatment group who achieved at least that degree of weight reduction. For example, note that the vertical line arising from -10% in Figure 1 intersects the ZEPBOUND 15 mg and placebo curves at approximately 83.5%, and 18.8%, respectively, which correspond to the values shown in Table 2.

Figure 1: Changes in Body Weight (%) from Baseline to Week 72 in Study 1 in Patients with Obesity or Overweight (without Type 2 Diabetes)



Note: Based on average percent weight change of each randomized patient within each specific treatment arm from 100 imputed datasets including observed data and imputed data using hybrid approach for missing values.

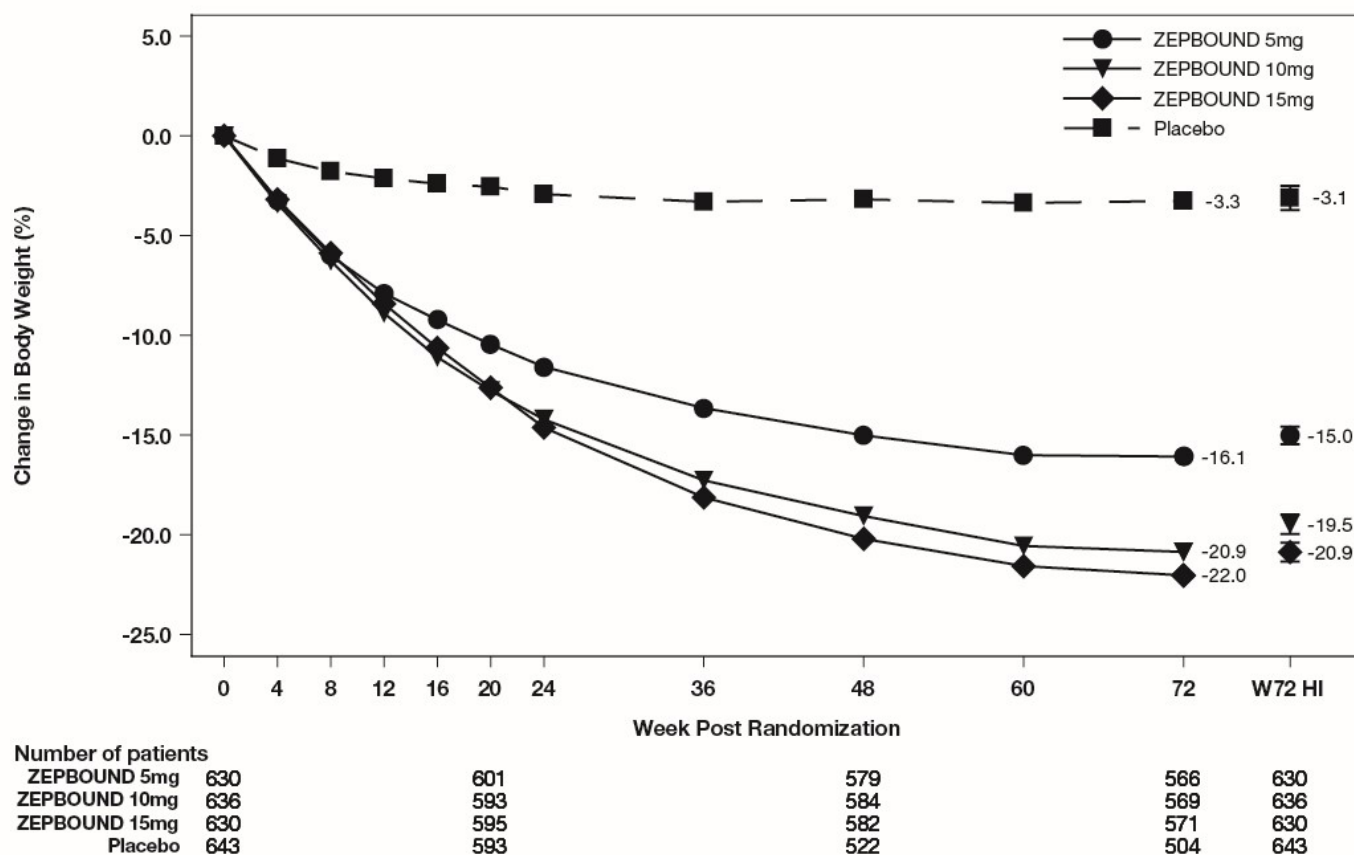
Figure 2: Changes in Body Weight (%) from Baseline to Week 72 in Study 2 in Patients with Obesity or Overweight and Type 2 Diabetes



Note: Based on average percent weight change of each randomized patient within each specific treatment arm from 100 imputed datasets including observed data and imputed data using hybrid approach for missing values.

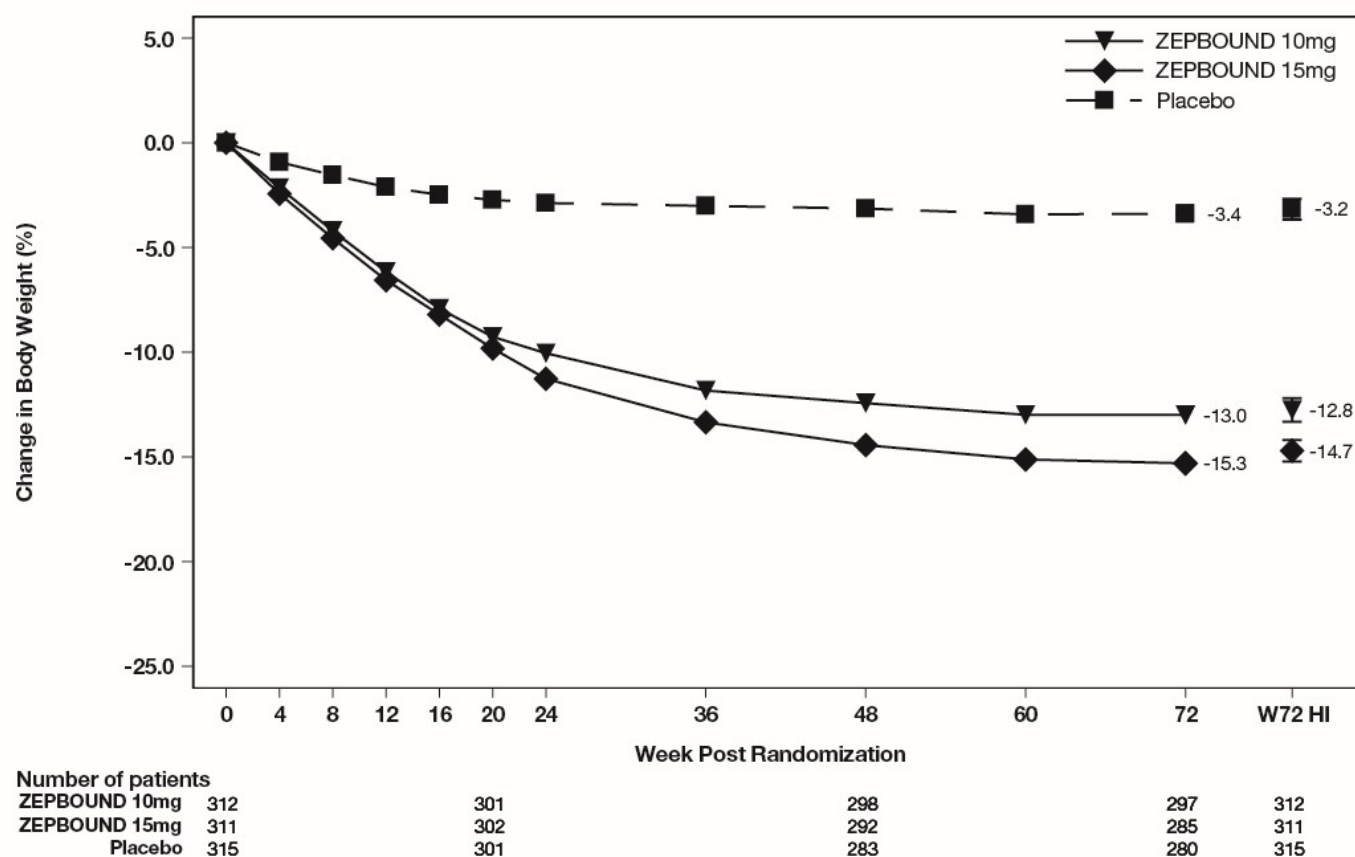
The time courses of weight reduction with ZEPBOUND and placebo from baseline through Week 72 are depicted in Figure 3 for Study 1 and Figure 4 for Study 2.

Figure 3: Change from Baseline (%) in Body Weight in Study 1 in Patients with Obesity or Overweight (without Type 2 Diabetes)



Note: Displayed results are from the Intent-to-Treat Population. (1) Observed mean value from Week 0 to Week 72, and (2) least-squares mean \pm standard error at Week 72 hybrid imputation (HI).

Figure 4: Change from Baseline (%) in Body Weight in Study 2 in Patients with Obesity or Overweight and Type 2 Diabetes



Note: Displayed results are from the Intent-to-Treat Population. (1) Observed mean value from Week 0 to Week 72, and (2) least squares mean \pm standard error at Week 72 hybrid imputation (HI).

Changes in waist circumference and cardiometabolic parameters with ZEPBOUND are shown in Table 3 for Study 1 and Study 2.

Table 3: Changes in Anthropometry and Cardiometabolic Parameters at Week 72 in Studies 1 and 2 in Patients with Obesity or Overweight

Intention-to-Treat (ITT) Population ^a	Study 1				Study 2		
	Placebo N = 643	ZEPBOUND 5 mg N = 630	ZEPBOUND 10 mg N = 636	ZEPBOUND 15 mg N = 630	Placebo N = 315	ZEPBOUND 10 mg N = 312	ZEPBOUND 15 mg N = 311
Waist Circumference (cm)							
Baseline mean	114.0	113.2	114.8	114.4	116.0	114.2	114.6
Change from baseline ^b	-4.0	-14.0	-17.7	-18.5	-3.3	-10.8	-13.1
Difference from placebo ^b (95% CI)		-10.1 (-11.6, -8.6) ^e	-13.8 (-15.2, -12.3) ^d	-14.5 (-15.9, -13.0) ^d		-7.4 (-9.0, -5.9) ^d	-9.8 (-11.2, -8.3) ^d
Systolic Blood Pressure (mmHg)							
Baseline mean	122.9	123.6	123.8	123.0	131.0	130.6	130.0
Change from baseline ^b	-1.0	-6.6	-7.7	-7.4	-1.2	-5.6	-7.1
Difference from placebo ^b (95% CI)		-5.6 (-7.2, -3.9) ^e	-6.7 (-8.4, -5.0) ^e	-6.4 (-8.0, -4.8) ^e		-4.4 (-6.7, -2.1) ^e	-5.9 (-8.3, -3.6) ^e

Diastolic Blood Pressure (mmHg)							
Baseline mean	79.6	79.3	79.9	79.3	79.4	80.2	79.7
Change from baseline ^b	-0.8	-4.9	-5.0	-4.5	-0.3	-2.1	-2.9
Difference from placebo ^b (95% CI)		-4.1 (-5.2, -3.0) ^e	-4.2 (-5.3, -3.0) ^e	-3.7 (-4.8, -2.7) ^e		-1.8 (-3.3, -0.4) ^e	-2.7 (-4.2, -1.2) ^e
Pulse Rate (beats per minute)							
Baseline mean	72.9	72.4	71.8	72.4	74.8	75.9	75.6
Change from baseline ^f	0.1	0.6	2.3	2.6	-0.5	0.6	1.0
Difference from placebo ^f (95% CI)		0.5 (-0.5, 1.5) ^e	2.2 (1.2, 3.2) ^e	2.5 (1.5, 3.4) ^e		1.2 (-0.1, 2.5) ^e	1.5 (0.2, 2.8) ^e
Total Cholesterol (mg/dL)							
Baseline mean ^g	187.5	187.1	190.6	187.5	174.9	173.9	167.0
% change from baseline ^b	-1.8	-3.8	-4.4	-6.3	2.8	-2.8	-1.0
Relative difference from placebo ^b (95% CI)		-2.1 (-4.5, 0.4) ^{c,e}	-2.7 (-5.1, -0.2) ^{c,e}	-4.6 (-6.8, -2.2) ^{c,e}		-5.5 (-8.7, -2.2) ^{c,e}	-3.8 (-7.1, -0.3) ^{c,e}
LDL Cholesterol (mg/dL)							
Baseline mean ^g	109.4	108.7	112.3	109.3	92.4	90.5	85.7
% change from baseline ^b	-1.7	-4.6	-5.6	-7.1	7.4	1.8	4.1
Relative difference from placebo ^b (95% CI)		-2.9 (-6.6, 0.9) ^{c,e}	-4.0 (-7.5, -0.5) ^{c,e}	-5.5 (-8.9, -2.0) ^{c,e}		-5.2 (-10.1, 0.1) ^{c,e}	-3.0 (-8.4, 2.6) ^{c,e}
HDL Cholesterol (mg/dL)							
Baseline mean ^g	46.6	47.6	47.6	47.6	42.7	43.8	42.2
% change from baseline ^b	-0.7	6.9	9.2	8.0	0.2	8.2	9.7
Relative difference from placebo ^b (95% CI)		7.7 (4.6, 10.8) ^{c,e}	9.9 (6.7, 13.2) ^{c,e}	8.7 (5.7, 11.8) ^{c,e}		8.0 (4.2, 11.8) ^{c,e}	9.5 (5.6, 13.5) ^{c,e}
Non-HDL Cholesterol (mg/dL)							
Baseline mean ^g	138.3	137.0	140.4	137.5	129.6	127.2	121.9
% change from baseline ^b	-2.3	-8.0	-9.4	-11.7	3.7	-6.6	-5.2
Relative difference from placebo ^b (95% CI)		-5.8 (-8.9, -2.6) ^{c,e}	-7.2 (-10.3, -4.1) ^{c,e}	-9.6 (-12.4, -6.6) ^{c,e}		-9.9 (-14.1, -5.6) ^{c,e}	-8.5 (-12.9, -4.0) ^{c,e}
Triglycerides (mg/dL)							
Baseline mean ^g	130.8	128.7	125.7	128.1	165.0	158.8	158.5
% change from baseline ^b	-5.6	-21.2	-23.8	-29.1	-3.3	-27.1	-27.3
Relative difference from placebo ^b (95% CI)		-16.5 (-21.2, -11.4) ^{c,e}	-19.3 (-23.9, -14.4) ^{c,e}	-24.9 (-29.1, -20.4) ^{c,e}		-24.6 (-30.0, -18.7) ^{c,e}	-24.8 (-30.3, -18.9) ^{c,e}
HbA1c (%)							
Baseline mean	5.6	5.6	5.5	5.6	8.0	8.0	8.1
Change from baseline ^b	-0.1	-0.4	-0.4	-0.4	-0.5	-2.1	-2.1
Difference from placebo ^b (95% CI)		-0.3 (-0.3, -0.2) ^e	-0.4 (-0.4, -0.3) ^e	-0.4 (-0.4, -0.3) ^e		-1.6 (-1.7, -1.4) ^d	-1.6 (-1.8, -1.4) ^d

Abbreviations: ANCOVA = analysis of covariance; CI = confidence interval; N = number of patients randomly assigned to study drug.

^a The intention-to-treat population includes all randomly assigned patients. The missing values were imputed by a hybrid approach using retrieved dropouts from the same treatment group (if missing not due to COVID-19) or using all non-missing data assuming missing at random (for missing solely due to COVID-19).

^b Least-squares mean from ANCOVA adjusted for baseline value and other stratification factors.

^c Analyzed using log-transformed data.

- ^d p-value<0.001 (unadjusted 2-sided) for superiority, controlled for type I error rate.
- ^e Not controlled for type I error rate.
- ^f Least-squares mean from mixed model for repeated measures adjusted for baseline value and other stratification factors.
- ^g Baseline value is the geometric mean.

Weight Reduction Following Intensive Lifestyle Intervention in Adults with Obesity or Overweight (Study 3)

Overview of Study 3

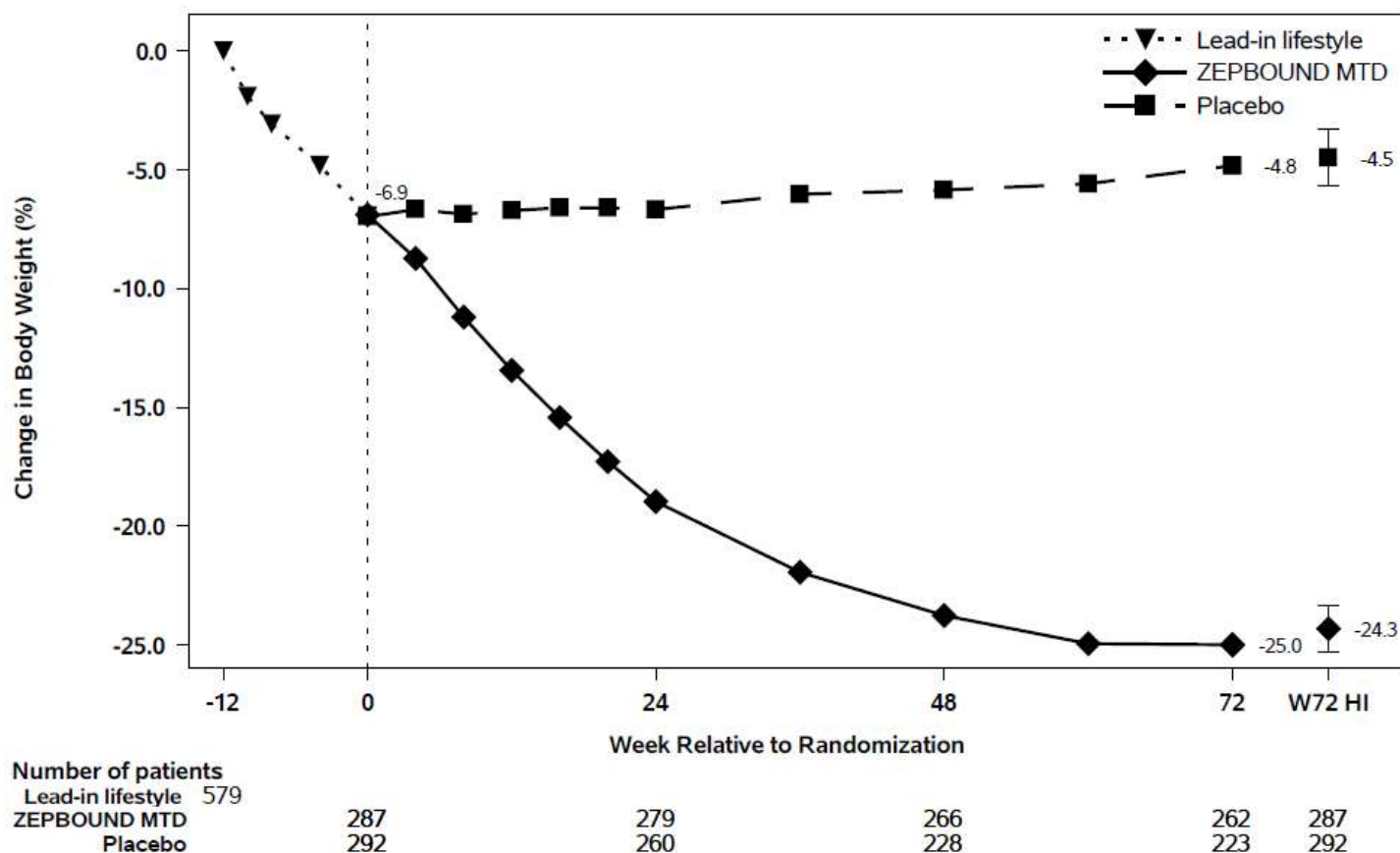
Study 3 (NCT04657016) was an 84-week trial with a 12-week intensive lifestyle intervention lead-in period (Week -12 to Week 0), followed by a 72-week randomized treatment period of ZEPBOUND versus placebo (Week 0 to Week 72) with a standard lifestyle intervention. Only patients who lost $\geq 5\%$ body weight during the 12-week intensive lifestyle lead-in period entered the 72-week randomized treatment period. The trial initially enrolled 806 adult patients (aged 18 years and older) with obesity (BMI ≥ 30 kg/m²), or with overweight (BMI 27 to <30 kg/m²) and at least one weight-related comorbid condition, such as dyslipidemia, hypertension, obstructive sleep apnea, or cardiovascular disease; patients with type 2 diabetes mellitus were excluded. During the intensive lifestyle intervention lead-in period, lifestyle instruction was delivered 8 times over 12 weeks by a dietician or dietician-equivalent, with all patients receiving instruction to exercise for at least 150 minutes per week and to reduce their caloric intake to approximately 1,200 kcal/day (females) or 1,500 kcal/day (males). Patients also received counseling on behavior modification strategies to adhere to diet and exercise recommendations. At the end of the 12-week intensive lifestyle intervention lead-in period, 579 patients who achieved $\geq 5\%$ weight reduction were randomized in a 1:1 ratio to ZEPBOUND or placebo for 72 weeks. ZEPBOUND dosages were escalated over a period of up to 20 weeks to a maximum tolerated dosage (MTD) of 10 mg or 15 mg subcutaneous once weekly. During the randomized treatment period, patients received a standard lifestyle instruction every 12 weeks on reduced-calorie diet (approximately 500 kcal/day deficit) and increased physical activity (recommended minimum of 150 min/week) that began with the first dose of ZEPBOUND or placebo and continued throughout the 72-week treatment period; behavior modification strategies were recommended as needed. Weight reduction was assessed after 72 weeks of treatment (at least 52 weeks at maintenance dose).

For the 579 patients who were randomized, mean body weight at enrollment prior to entering the 12-week lifestyle lead-in period (Week -12) was 109.5 kg and mean BMI was 38.6 kg/m². At randomization (Week 0), after the 12-week intensive lifestyle lead-in period, mean body weight was 101.9 kg and mean BMI was 35.9 kg/m². The mean age of patients randomized to treatment was 46 years (range 18-77 years), 63% were female, 86% were White, 11% were Black or African American, and 1% were Asian. A total of 54% were Hispanic or Latino ethnicity. Baseline characteristics for the 579 randomized patients included 34% with hypertension, 26% with dyslipidemia, 10% with obstructive sleep apnea, and 2% with cardiovascular disease.

Results for Study 3

At the end of the 12-week intensive lifestyle intervention lead-in, for patients who subsequently entered the randomized treatment period (n=579), the average body weight loss due to lifestyle was 6.9% (Week -12 to Week 0). Eighty-six percent (86%) of ZEPBOUND-treated patients had a maximum tolerated dosage of 15 mg weekly based on their final dose during the double-blind treatment period. The time course of weight reduction during the lead-in and from Week 0 to Week 72 with ZEPBOUND and placebo are depicted in Figure 5.

Figure 5: Change in Body Weight (%) After 12-Week Intensive Lifestyle Intervention Lead-In Followed by Randomized Treatment and a Standard Lifestyle Intervention (Study 3) in Patients with Obesity or Overweight



Note: Displayed results are from the randomized Population. (1) Observed mean value from Week -12 to Week 72, and (2) least squares mean \pm standard error at Week 72 hybrid imputation (HI). Change from Week -12 is not a primary endpoint in Study 3.

The proportions of patients who discontinued study drug after randomization were 21.3% for the ZEPBOUND-treated group and 30.5% for the placebo-treated group.

For Study 3, the primary efficacy parameters were mean percent change in body weight from randomization (Week 0) to Week 72 and the percentage of patients achieving $\geq 5\%$ weight reduction from randomization (Week 0) to Week 72. Amongst randomized patients who already lost $\geq 5\%$ body weight during the 12-week intensive lifestyle lead-in period, subsequent treatment with ZEPBOUND resulted in a statistically significant reduction in body weight compared to placebo from randomization (Week 0) to Week 72. A greater proportion of patients treated with ZEPBOUND achieved at least 5%, 10%, 15%, and 20% weight reduction from Week 0 to Week 72 compared to placebo (see Table 4).

Table 4: Changes in Body Weight After 12-Week Intensive Lifestyle Intervention Lead-In Followed by Randomized Treatment and a Standard Lifestyle Intervention (Study 3) in Patients with Obesity or Overweight

	Study 3 N = 579^a	
Body weight		
Mean (kg) at Week -12	109.5	
Intention-to-Treat (ITT) Population ^{a,b}	Placebo N = 292	ZEPBOUND MTD (10 mg or 15 mg) N = 287
Body Weight		
Mean (kg) at Week 0	101.3	102.5

% Change from randomization at Week 72 ^c	2.5	-18.4
% Difference from placebo, at Week 72 ^c (95% CI)		-20.8 (-23.2, -18.5) ^e
% of Patients losing ≥5% body weight	16.5	87.5
% Difference from placebo (95% CI)		71.1 (63.6, 78.5) ^{d,e}
% of Patients losing ≥10% body weight	8.9	76.7
% Difference from placebo (95% CI)		67.9 (60.7, 75.1) ^{d,e}
% of Patients losing ≥15% body weight	4.2	65.4
% Difference from placebo (95% CI)		61.3 (54.5, 68.1) ^{d,e}
% of Patients losing ≥20% body weight	2.2	44.7
% Difference from placebo (95% CI)		42.6 (36.0, 49.1) ^{d,e}

Abbreviations: ANCOVA = analysis of covariance; CI = confidence interval; MTD = maximum tolerated dose; N = number of patients randomly assigned to study drug.

- ^a The intent-to-treat population included only randomized patients with ≥5% weight loss at Week 0 after 12 weeks of intensive lifestyle intervention. During the 12-week lead-in period, 227 of 806 patients (28.2%) discontinued from the study. Of these 141 (17.5%) discontinued due to not achieving the randomization criteria of ≥5% weight reduction.
- ^b The intent-to-treat population includes all randomly assigned patients. For Study 3 at Week 72, body weight was missing for 23.6% and 8.7% of patients randomly assigned to placebo and ZEPBOUND MTD (10 or 15 mg). The missing values were imputed by a hybrid approach using retrieved dropouts from the same treatment group (if missing not due to COVID-19) or using all non-missing data assuming missing at random (for missing solely due to COVID-19).
- ^c Least-squares mean from ANCOVA adjusted for baseline value and other stratification factors.
- ^d Analyzed using logistic regression adjusted for baseline value.
- ^e p-value<0.001 (unadjusted 2-sided) for superiority, controlled for type I error rate.

Changes in waist circumference and cardiometabolic parameters are shown in Table 5.

Table 5: Changes in Anthropometry and Cardiometabolic Parameters After 12-Week Intensive Lifestyle Intervention Lead-In Followed by Randomized Treatment and a Standard Lifestyle Intervention (Study 3) in Patients with Obesity or Overweight

Intention-to-Treat (ITT) Population ^a	All Randomized Patients N=579		Placebo N=292		ZEPBOUND MTD (10 mg or 15 mg) N=287		
	Baseline (Week -12)	Change from Week -12 to Week 0	Randomization (Week 0)	Change from Week 0 to Week 72	Randomization (Week 0)	Change from Week 0 to Week 72	Difference from placebo, Week 0 to Week 72 (95% CI)
Waist circumference (cm) ^h	116.1	-6.7	109.6	0.2 ^b	109.3	-14.6 ^b	-14.8 ^b (-17.2, -12.5) ^d
Systolic Blood Pressure (mmHg) ^h	126.2	-5.0	120.8	3.5 ^b	121.7	-5.1 ^b	-8.6 ^b (-11.3, -6.0) ^e
Diastolic Blood Pressure (mmHg) ^h	81.7	-2.9	78.3	2.1 ^b	79.3	-3.2 ^b	-5.3 ^b (-6.9, -3.7) ^e
Pulse Rate (beats per minute) ^h	73.0	-1.6	70.7	0.9 ^f	72.2	2.7 ^f	1.8 ^f (0.3, 3.4) ^e
HbA1c (%) ^h	5.5	-0.1	5.4	0.0 ^b	5.3	-0.4 ^b	-0.4 ^b (-0.5, -0.3) ^e

Total Cholesterol (mg/dL) ^{g,h}	190.2	-8.6	181.6	4.3	181.7	-2.4	-6.4 ^b (-9.0, -3.6) ^{c,e}
LDL Cholesterol (mg/dL) ^{g,h}	111.6	-3.5	107.5	4.4	108.0	-5.6	-9.6 ^b (-13.7, -5.4) ^{c,e}
HDL Cholesterol (mg/dL) ^{g,h}	48.4	-1.2	47.8	5.4	46.9	15.2	9.3 ^b (4.5, 14.2) ^{c,e}
Non-HDL Cholesterol (mg/dL) ^{g,h}	139.2	-7.4	131.5	4.4	132.4	-8.8	-12.6 ^b (-15.9, -9.3) ^{c,e}
Triglycerides (mg/dL) ^{g,h}	123.1	-19.8	108.8	2.1	111.7	-23.5	-25.1 ^b (-30.9, -18.9) ^{c,e}

Abbreviations: ANCOVA = analysis of covariance; CI = confidence interval; N = number of patients randomly assigned to study drug.

- ^a The intent-to-treat population included all randomly assigned patients. The missing values were imputed by a hybrid approach using retrieved dropouts from the same treatment group (if missing not due to COVID-19) or using all non-missing data assuming missing at random (for missing solely due to COVID-19).
- ^b Least-squares mean from ANCOVA adjusted for baseline value and other stratification factors.
- ^c Analyzed using log-transformed data.
- ^d p-value<0.001 (unadjusted 2-sided) for superiority, controlled for type I error rate.
- ^e Not controlled for type I error rate.
- ^f Least-squares mean from mixed model for repeated measures adjusted for baseline value and other stratification factors.
- ^g Baseline and randomization values are the geometric mean.
- ^h Observed means are shown for change from Week -12 to Week 0. Least-square means are shown for change from Week 0 to Week 72.

Weight Reduction Following Randomized Withdrawal in Adults with Obesity or Overweight (Study 4)

Overview of Study 4

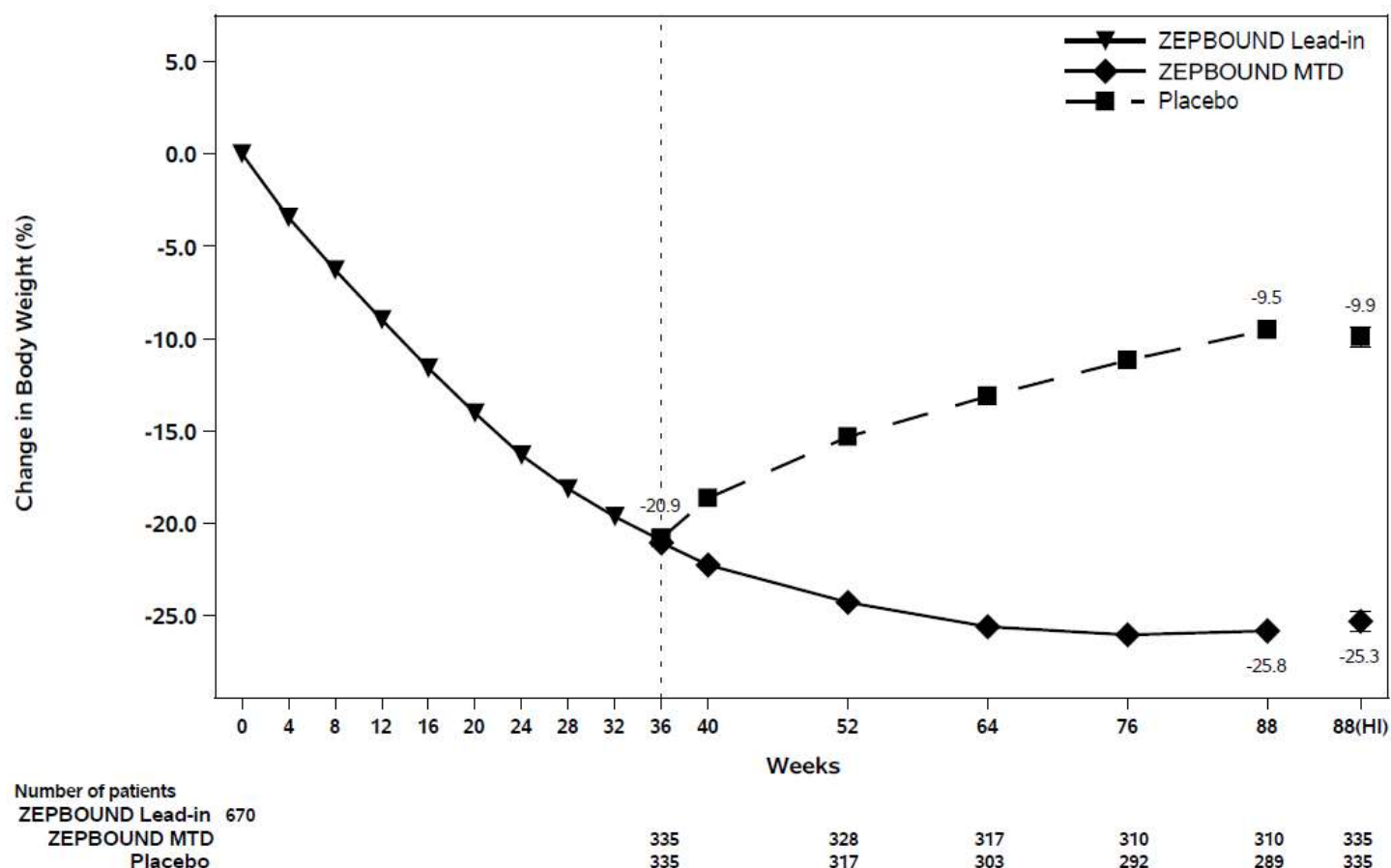
Study 4 (NCT04660643) was an 88-week randomized withdrawal trial in which all patients received open-label ZEPBOUND during a 36-week lead-in period, followed by randomization to either continue ZEPBOUND or switch to placebo for 52 weeks. The trial enrolled 783 adult patients (aged 18 years and older) with obesity (BMI ≥ 30 kg/m²), or with overweight (BMI 27 to <30 kg/m²) and at least one weight-related comorbid condition, such as dyslipidemia, hypertension, obstructive sleep apnea, or cardiovascular disease; patients with type 2 diabetes mellitus were excluded. All patients received a standard lifestyle intervention which included instruction on a reduced-calorie diet (approximately 500 kcal/day deficit) and increased physical activity counseling (recommended minimum of 150 min/week) that began with the first dose of ZEPBOUND, during the lead-in period, and continued throughout the trial. During the 36-week open-label ZEPBOUND lead-in period, ZEPBOUND dosages were escalated over a period of up to 20 weeks to an MTD of 10 mg or 15 mg subcutaneous once weekly. After the lead-in period, patients were randomized at Week 36 to continue ZEPBOUND or switch to placebo for 52 weeks.

Of the 783 patients who started ZEPBOUND at Week 0, 14.4% discontinued treatment before randomization at Week 36, and adverse events were the most common reason for discontinuation (6.8%). At Week 36, a total of 670 patients were randomized in a 1:1 ratio to ZEPBOUND MTD or placebo for 52 weeks. For the 670 randomized patients, at study entry (Week 0) mean body weight was 107.3 kg and mean BMI was 38.4 kg/m², and at randomization (Week 36, after the open-label ZEPBOUND lead-in period) mean body weight was 85.2 kg and mean BMI was 30.5 kg/m². Among the randomized patients, the mean age was 49 years (range 19-81 years), 71% were female, 80% were White, 11% were Black or African American, and 7% were Asian. A total of 44% were Hispanic or Latino ethnicity. Baseline characteristics for the 670 randomized patients included 35% with hypertension, 32% with dyslipidemia, 12% with obstructive sleep apnea, and 6% with cardiovascular disease.

Results for Study 4

At the end of the 36-week open-label ZEPBOUND lead-in period, of the 670 randomized patients, 93% were on ZEPBOUND MTD of 15 mg weekly and 7% were on MTD of 10 mg weekly. After open-label ZEPBOUND treatment, randomized patients (n=670) had an average body weight loss of 20.9% (Week 0 to Week 36). The time course of weight reduction from Week 0 through Week 88 is depicted in Figure 6.

Figure 6: Change in Body Weight (%) After 36-Week Open-Label Treatment Followed by Randomized Withdrawal (Study 4) in Patients with Obesity or Overweight



Note: Displayed results are from the randomized population. (1) Displayed results are observed mean value from Week 0 to Week 88 and (2) least squares mean \pm standard error at Week 88 hybrid imputation (HI). Change from Week 0 was not a primary endpoint in Study 4.

The proportions of patients who discontinued study drug after randomization at Week 36 were 10.4% for the ZEPBOUND-treated group and 17.9% for the placebo-treated group.

For Study 4, the primary efficacy parameter was mean percent change in body weight from randomization (Week 36) to Week 88. After weight loss with ZEPBOUND treatment during the open-label lead-in period (Week 0 to Week 36), continued treatment with ZEPBOUND from randomization (Week 36) to Week 88 resulted in a statistically significant reduction in body weight compared with placebo (see Table 6).

Table 6: Changes in Body Weight After 36-Week Open-Label Treatment Followed by Randomized Withdrawal (Study 4) in Patients with Obesity or Overweight

	Study 4 N=670 ^a	
Body weight		
Mean at Week 0 (kg)	107.3	
Intention-to-Treat (ITT) Population ^a		
	Placebo N=335	ZEPBOUND (MTD 10 mg or 15 mg) N=335
Body Weight		
Mean at Week 36 (kg)	85.8	84.6

% change from Week 36 at Week 88 ^b	14.0	-5.5
% difference from placebo at Week 88 (95% CI) ^b		-19.4 (-21.2, -17.7) ^c

Abbreviations: ANCOVA = analysis of covariance; CI = confidence interval; MTD = maximum tolerated dose; N = number of patients randomly assigned to study drug.

^a The intent-to-treat population included all randomly assigned patients and did not include 113 patients who were enrolled but not randomized. At Week 88, body weight was missing for 13.7% and 7.5% of patients randomly assigned to placebo and ZEPBOUND MTD (10 or 15 mg), respectively. The missing values were imputed by a hybrid approach using retrieved dropouts from the same treatment group (if missing not due to COVID-19) or using all non-missing data assuming missing at random (for missing solely due to COVID-19).

^b Least-squares mean from ANCOVA adjusted for baseline value and other stratification factors.

^c p-value<0.001 (unadjusted 2-sided) for superiority, controlled for type I error rate.

Changes in waist circumference and cardiometabolic parameters in Study 4 are shown in Table 7.

Table 7: Mean Changes in Anthropometry and Cardiometabolic Parameters After 36-Week Open-Label Treatment Followed by Randomized Withdrawal (Study 4) in Patients with Obesity or Overweight

Intention-to-Treat (ITT) Population ^a	All Randomized Patients N=670		Placebo N=335		ZEPBOUND MTD (10 mg or 15 mg) N=335		
	Baseline (Week 0)	Change from Week 0 to Week 36	Randomization (Week 36)	Change from Week 36 to Week 88	Randomization (Week 36)	Change from Week 36 to Week 88	Difference from placebo, Week 36 to Week 88 (95% CI)
Waist circumference (cm) ^h	115.2	-17.8	98.2	7.8 ^b	96.8	-4.3 ^b	-12.1 ^b (-13.5, -10.6) ^d
Systolic Blood Pressure (mmHg) ^h	126.1	-11.2	114.8	8.2 ^b	115.0	2.0 ^b	-6.2 ^b (-8.2, -4.3) ^e
Diastolic Blood Pressure (mmHg) ^h	80.9	-5.1	76.2	3.2 ^b	75.4	-0.7 ^b	-3.8 ^b (-5.2, -2.4) ^e
Pulse Rate (beats per minute) ^h	72.5	5.0	77.8	-5.2 ^f	77.1	-2.1 ^f	3.1 ^f (1.9, 4.3) ^e
HbA1c (%) ^h	5.5	-0.5	5.0	0.3 ^b	5.1	-0.0 ^b	-0.3 ^b (-0.3, -0.2) ^e
Total Cholesterol (mg/dL) ^{g,h}	188.3	-12.4	176.1	8.0	175.9	2.7	-4.9 ^b (-7.4, -2.4) ^{c,e}
LDL Cholesterol (mg/dL) ^{g,h}	108.6	-1.9	107.6	3.2	105.9	-3.5	-6.5 ^b (-10.0, -2.9) ^{c,e}
HDL Cholesterol (mg/dL) ^{g,h}	49.9	-2.7	47.3	14.8	47.7	18.7	3.4 ^b (0.2, 6.6) ^{c,e}
Non-HDL Cholesterol (mg/dL) ^{g,h}	135.8	-9.8	126.3	5.1	126.0	-3.4	-8.1 ^b (-11.3, -4.8) ^{c,e}
Triglycerides (mg/dL) ^{g,h}	121.4	-40.4	85.5	13.5	90.9	-4.8	-16.1 ^b (-21.7, -10.0) ^{c,e}

Abbreviations: ANCOVA = analysis of covariance; CI = confidence interval; N = number of patients randomly assigned to study drug.

^a The intent-to-treat population included all randomly assigned patients. The missing values were imputed by a hybrid approach using retrieved dropouts from the same treatment group (if missing not due to COVID-19) or using all non-missing data assuming missing at random (for missing solely due to COVID-19).

^b Least-squares mean from ANCOVA adjusted for baseline value and other stratification factors.

^c Analyzed using log-transformed data.

^d p-value<0.001 (unadjusted 2-sided) for superiority, controlled for type I error rate.

^e Not controlled for type I error rate.

^f Least-squares mean from mixed model for repeated measures adjusted for baseline value and other stratification factors.

^g Baseline and randomization values are the geometric mean.

^h Observed means are shown for change from Week 0 to Week 36. Least-square means are shown for change from Week 36 to Week 88.

14.2 Obstructive Sleep Apnea Studies in Adults with Obesity

Overview of Study 5 and Study 6

The efficacy of ZEPBOUND for moderate to severe obstructive sleep apnea (OSA) (apnea-hypopnea index [AHI] ≥ 15) in patients with obesity (BMI ≥ 30 kg/m²) was evaluated in a master protocol clinical trial (NCT05412004) that included two randomized, double-blind, placebo-controlled trials (Study 5 and Study 6) of 52 weeks duration. The two trials enrolled a total of 469 adult patients.

In Studies 5 and 6, patients were randomized in a 1:1 ratio to receive ZEPBOUND or placebo for 52 weeks. ZEPBOUND dosages were escalated over a period of up to 20 weeks to maximum tolerated dosage (MTD) of 10 mg or 15 mg subcutaneous once weekly [see *Dosage and Administration* (2.1, 2.2)]. Patients with type 2 diabetes mellitus were excluded and all patients received instruction on a reduced-calorie diet and increased physical activity counseling throughout the study.

Study 5 enrolled 234 adult patients with moderate to severe OSA and obesity who were unable or unwilling to use Positive Airway Pressure (PAP) therapy. Patients had a mean age of 48 years (range: 20 to 76 years), 67% were male, 66% were White, 20% were Asian, 8% were American Indian/Alaska Native, and 6% were Black or African American. A total of 42% were Hispanic or Latino ethnicity.

Study 6 enrolled 235 adult patients with moderate to severe OSA and obesity who were on PAP therapy. Patients had a mean age of 52 years (range: 26 to 79 years), 72% were male, 73% were White, 14% were Asian, 8% were American Indian/Alaska Native, and 5% were Black or African American. A total of 32% were Hispanic or Latino ethnicity.

Table 8 describes the baseline disease characteristics of patients in Studies 5 and 6.

Table 8: Baseline Disease Characteristics of Patients with OSA and Obesity in Study 5 and Study 6

	Study 5 (N=234)	Study 6 (N=235)
Baseline AHI (events/hour), mean (SD)	51.5 (31)	49.5 (26.7)
Moderate OSA, % ^a	35.2	30.9
Severe OSA, % ^b	63.1	68.2
ESS Total, mean (SD)	10.5 (5.2)	10 (4.6)
Total Hypoxic Burden (% min/hour), mean (SD)	208.4 (189.1)	193 (174.6)
BMI (kg/m ²), mean (SD)	39.1 (7)	38.7 (6)
Pre-diabetes, %	65	56.6
Hypertension, %	75.6	77.4
Cardiac disorders, %	10.3	11.1
Dyslipidemia, %	80.8	83.8

Abbreviations: AHI = Apnea-Hypopnea Index; BMI = body-mass index; ESS = Epworth Sleepiness Score; OSA = obstructive sleep apnea; SD = standard deviation.

^a Moderate OSA was defined as an AHI ≥ 15 – 30 events/hour on polysomnogram at baseline.

^b Severe OSA was defined as an AHI ≥ 30 events/hour on polysomnogram at baseline.

Results for Study 5 and Study 6

The primary endpoint for Studies 5 and 6 was the change from baseline in the apnea-hypopnea index (AHI) at Week 52. Patients in Study 5 were unable or unwilling to use PAP therapy, and patients in Study 6 were on PAP therapy and instructed to suspend PAP for 7 days prior to assessment of the primary endpoint. The clinical studies for OSA did not evaluate the timing or appropriateness of PAP discontinuation in patients who were previously compliant with PAP therapy.

In Studies 5 and 6, treatment with ZEPBOUND for 52 weeks resulted in a statistically significant reduction in AHI compared with placebo, and greater proportions of patients treated with ZEPBOUND achieved remission or mild non-symptomatic OSA compared to placebo. Table 9 provides the efficacy results for Studies 5 and 6. A reduction in AHI was

observed with ZEPBOUND irrespective of age, sex, ethnicity, baseline BMI, or baseline OSA severity. In both Studies 5 and 6, patients treated with ZEPBOUND achieved a greater reduction in systolic blood pressure and high-sensitivity C-reactive protein levels compared to placebo.

Table 9: Changes in Apnea-Hypopnea Index (AHI), Hypoxic Burden, and Body Weight at Week 52 in Study 5 and Study 6

Modified Intent-to-Treat (mITT) Population ^a	Study 5		Study 6	
	Placebo N = 120	ZEPBOUND MTD (10 mg or 15 mg) N = 114	Placebo N = 114	ZEPBOUND MTD (10 mg or 15 mg) N = 119
AHI (events/hr)				
Baseline mean	50.1	52.9	53.1	46.1
Change from baseline ^b	-5.3	-25.3	-5.5	-29.3
Difference from placebo ^b (95% CI)	-20 (-25.8, -14.2) ^e		-23.8 (-29.6, -17.9) ^e	
% change in AHI				
% change from baseline ^b	-3	-50.7	-2.5	-58.7
% difference from placebo ^b (95% CI)	-47.7 (-65.8, -29.6) ^e		-56.2 (-73.7, -38.7) ^e	
% of patients with ≥50% reduction in AHI ^d	19	61.2	23.3	72.4
% difference from placebo (95% CI)	42.8 (30.8, 54.8) ^e		48.6 (36.6, 60.7) ^e	
Remission or mild non-symptomatic OSA				
% of Patients with AHI <5 or AHI 5-14 and ESS≤10 ^d	15.9	42.2	14.3	50.2
% difference from placebo (95% CI)	28.7 (18.3, 39.2) ^e		33.2 (22.1, 44.3) ^e	
Sleep apnea-specific hypoxic burden (% min/h)				
Baseline mean ^f	137.8	153.6	142.1	132.2
Change from baseline ^b	-25.1	-95.2	-41.7	-103
Difference from placebo ^b (95% CI)	-70.1 (-90.9, -49.3) ^{c,e}		-61.3 (-84.7, -37.9) ^{c,e}	
Body weight (kg)				
Baseline mean	112.8	116.7	115.1	115.8
% change from baseline ^b	-1.6	-17.7	-2.3	-19.6
% difference from placebo ^b (95% CI)	-16.1 (-18, -14.2) ^e		-17.3 (-19.3, -15.3) ^e	

Abbreviations: AHI = Apnea-Hypopnea Index; ANCOVA = analysis of covariance; CI = confidence interval; ESS = Epworth Sleepiness Scale; h = hour; MTD = maximum tolerated dose; N = number of participants randomly assigned and received at least 1 dose of study drug.

^a Analyses were based on the modified intent-to-treat population which was defined as randomly assigned participants who were exposed to at least 1 dose of study intervention; two participants in Study 6 were randomized but did not receive study drug.

^b Least-squares mean from ANCOVA adjusted for baseline values and stratification factors, with multiple imputation for missing data at Week 52.

^c Analyzed using log transformed data.

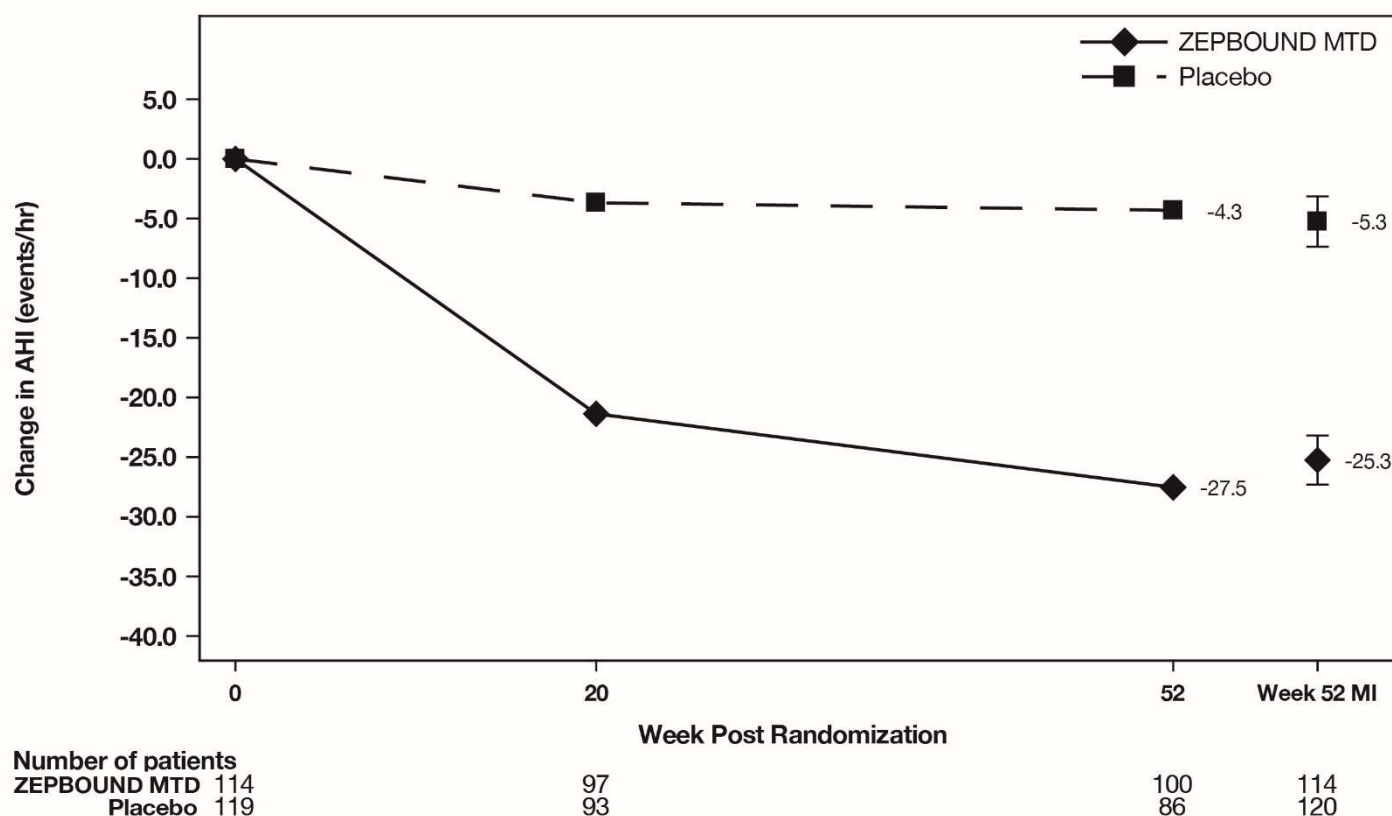
^d Calculated by combining proportion of participants achieving target in imputed datasets.

^e p-value <0.001 (unadjusted 2-sided) for superiority, controlled for multiplicity.

^f Baseline value is the geometric mean.

The time course of change in AHI with ZEPBOUND and placebo from baseline through Week 52 are shown in Figure 7 for Study 5. Similar results were demonstrated for Study 6.

Figure 7: Change from Baseline in Apnea-Hypopnea Index (AHI) Through Week 52 (Study 5)



Abbreviations: AHI = Apnea-Hypopnea Index; ANCOVA = analysis of covariance; MI = multiple imputation; MTD = maximum tolerated dose.

Note: Displayed results are from modified Intent-to-Treat Population. (1) Observed mean value from Week 0 through Week 52, and (2) least squares mean \pm standard error at Week 52 from ANCOVA adjusted for baseline values and stratification factors, with multiple imputation of missing data.

Sleep-Related Impairment

In OSA clinical studies (Study 5 and Study 6), ZEPBOUND-treated patients showed improvement in sleep-related impairment compared to those who received placebo. Sleep-related impairment was assessed using the Patient-Reported Outcomes Measurement Information System® (PROMIS) Short Form Sleep-Related Impairment 8a.

16 HOW SUPPLIED/STORAGE AND HANDLING

16.1 How Supplied

ZEPBOUND (tirzepatide) is a clear, colorless to slightly yellow solution available in cartons containing 4 pre-filled single-dose pens, 1 single-dose vial, 4 single-dose vials, 1 multi-dose vial, or 1 single-patient-use KwikPen as follows:

Single-Dose Vial and Prefilled Pen			
Strength	4 pack Single-dose Pen NDC	1 pack Single-dose Vial NDC	4 pack Single-dose Vial NDC
2.5 mg/0.5 mL	0002-2506-80	0002-0152-01	0002-0152-04
5 mg/0.5 mL	0002-2495-80	0002-0243-01	0002-0243-04
7.5 mg/0.5 mL	0002-2484-80	0002-1214-01	0002-1214-04
10 mg/0.5 mL	0002-2471-80	0002-1340-01	0002-1340-04

12.5 mg/0.5 mL	0002-2460-80	0002-1423-01	0002-1423-04
15 mg/0.5 mL	0002-2457-80	0002-2002-01	0002-2002-04

Multi-Dose Vial		
Doses per Vial	Strength	1 pack Multi-Dose Vial NDC
4 doses of 2.5 mg/0.6 mL	10 mg/2.4 mL (4.17 mg/mL)	0002-6052-11
4 doses of 5 mg/0.6 mL	20 mg/2.4 mL (8.33 mg/mL)	0002-6103-11
4 doses of 7.5 mg/0.6 mL	30 mg/2.4 mL (12.5 mg/mL)	0002-6210-11
4 doses of 10 mg/0.6 mL	40 mg/2.4 mL (16.7 mg/mL)	0002-6304-11
4 doses of 12.5 mg/0.6 mL	50 mg/2.4 mL (20.8 mg/mL)	0002-6523-11
4 doses of 15 mg/0.6 mL	60 mg/2.4 mL (25 mg/mL)	0002-6612-11

Single-Patient-Use KwikPen (with four weekly doses)		
Doses per KwikPen	Strength	1 pack Single-Patient-Use KwikPen NDC
4 doses of 2.5 mg	10 mg/2.4 mL (4.17 mg/mL)	0002-3566-11
4 doses of 5 mg	20 mg/2.4 mL (8.33 mg/mL)	0002-3555-11
4 doses of 7.5 mg	30 mg/2.4 mL (12.5 mg/mL)	0002-3544-11
4 doses of 10 mg	40 mg/2.4 mL (16.7 mg/mL)	0002-3533-11
4 doses of 12.5 mg	50 mg/2.4 mL (20.8 mg/mL)	0002-3522-11
4 doses of 15 mg	60 mg/2.4 mL (25 mg/mL)	0002-3511-11

16.2 Storage and Handling

- Do not freeze ZEPBOUND. Do not use ZEPBOUND if frozen.
- Protect ZEPBOUND from heat and light.
- Store ZEPBOUND in the original carton to protect from light.

ZEPBOUND Single-dose Pen and Single-dose Vial

- Store ZEPBOUND single-dose pen and single-dose vial in a refrigerator at 2°C to 8°C (36°F to 46°F).
- If needed, each single-dose pen or single-dose vial can be stored unrefrigerated at temperatures not to exceed 30°C (86°F) for up to 21 days. If single-dose pen or single-dose vial is stored at room temperature, it should not be returned to the refrigerator.
- Discard single-dose pen and single-dose vial if not used within 21 days after removing from the refrigerator.

ZEPBOUND Multi-dose Vial or Single-Patient-Use KwikPen

Unopened vial or single-patient-use KwikPen:

- Store unopened multi-dose vial or single-patient-use KwikPen in the refrigerator at 2°C to 8°C (36°F to 46°F). The unopened multi-dose vial or single-patient-use KwikPen can be used until the expiration date on the label if kept in the refrigerator.
- If stored at room temperature [up to 30°C (86°F)], throw away unopened multi-dose vial or single-patient-use KwikPen after 30 days.

After vial or single-patient-use KwikPen has been opened:

- Store opened (in-use) multi-dose vial or single-patient-use KwikPen in the original carton in the refrigerator at 2°C to 8°C (36°F to 46°F) or at room temperature [up to 30°C (86°F)].
- Throw away opened multi-dose vial or single-patient-use KwikPen after a total of 30 days at room temperature, 30 days after first use, or after taking 4 weekly doses, even if there is medicine left in it.

17 PATIENT COUNSELING INFORMATION

Advise the patient to read the FDA-approved patient labeling (*Medication Guide and Instructions for Use*).

Risk of Thyroid C-Cell Tumors

Inform patients that ZEPBOUND causes thyroid C-cell tumors in rats and that the human relevance of this finding has not been determined. Counsel patients to report symptoms of thyroid tumors (e.g., a lump in the neck, persistent hoarseness, dysphagia, or dyspnea) to their healthcare provider [see *Boxed Warning and Warnings and Precautions* (5.1)].

Severe Gastrointestinal Adverse Reactions

Inform patients of the potential risk of severe gastrointestinal adverse reactions. Instruct patients to contact their healthcare provider if they have severe or persistent gastrointestinal symptoms [see *Warnings and Precautions* (5.2)].

Acute Kidney Injury Due to Volume Depletion

Inform patients of the potential risk of acute kidney injury due to dehydration associated with gastrointestinal adverse reactions. Advise patients to take precautions to avoid fluid depletion. Inform patients of the signs and symptoms of acute kidney injury and instruct them to promptly report any of these signs or symptoms or persistent (or extended) nausea, vomiting, and diarrhea to their healthcare provider [see *Warnings and Precautions* (5.3)].

Acute Gallbladder Disease

Inform patients of the risk of acute gallbladder disease. Instruct patients to contact their healthcare provider for appropriate clinical follow-up if gallbladder disease is suspected [see *Warnings and Precautions* (5.4)].

Acute Pancreatitis

Inform patients of the potential risk for acute pancreatitis and its symptoms: severe abdominal pain that may radiate to the back, and which may or may not be accompanied by vomiting. Instruct patients to discontinue ZEPBOUND promptly and contact their healthcare provider if pancreatitis is suspected [see *Warnings and Precautions* (5.5)].

Hypersensitivity Reactions

Inform patients that serious hypersensitivity reactions have been reported with use of tirzepatide. Advise patients on the symptoms of hypersensitivity reactions and instruct them to stop taking ZEPBOUND and seek medical advice promptly if such symptoms occur [see *Warnings and Precautions* (5.6)].

Hypoglycemia

Inform patients of the risk of hypoglycemia and educate patients on the signs and symptoms of hypoglycemia. Advise patients on insulin or insulin secretagogue therapy that they may have an increased risk of hypoglycemia when using ZEPBOUND and to report signs and/or symptoms of hypoglycemia to their healthcare provider [see *Warnings and Precautions* (5.7)].

Diabetic Retinopathy Complications in Patients with Type 2 Diabetes Mellitus

Inform patients with type 2 diabetes mellitus to contact their healthcare provider if changes in vision are experienced during treatment with ZEPBOUND [see *Warnings and Precautions* (5.8)].

Suicidal Behavior and Ideation

Advise patients to report emergence or worsening of depression, suicidal thoughts or behavior, and/or any unusual changes in mood or behavior. Inform patients that if they experience suicidal thoughts or behaviors, they should stop taking ZEPBOUND [see *Warnings and Precautions* (5.9)].

Pulmonary Aspiration During General Anesthesia or Deep Sedation

Inform patients that ZEPBOUND may cause their stomach to empty more slowly which may lead to complications with anesthesia or deep sedation during planned surgeries or procedures. Instruct patients to inform healthcare providers prior to any planned surgeries or procedures if they are taking ZEPBOUND [see *Warnings and Precautions* (5.10)].

Never Share a ZEPBOUND KwikPen Between Patients

Advise patients that they must never share a ZEPBOUND KwikPen with another person, even if the pen needle is changed, because doing so carries a risk for transmission of blood-borne pathogens [see *Warnings and Precautions* (5.11)].

Pregnancy

Advise a pregnant patient of the potential risk to a fetus. Advise patients to inform their healthcare provider if they are pregnant or intend to become pregnant during treatment with ZEPBOUND. Advise patients that there will be a pregnancy exposure registry that monitors pregnancy outcomes in women exposed to ZEPBOUND during pregnancy [see *Use in Specific Populations* (8.1)].

Contraception

Use of ZEPBOUND may reduce the efficacy of oral hormonal contraceptives. Advise patients using oral hormonal contraceptives to switch to a non-oral contraceptive method, or add a barrier method of contraception for 4 weeks after initiation with ZEPBOUND and for 4 weeks after each dose escalation [see *Drug Interactions (7.2)*, *Use in Specific Populations (8.3)*, and *Clinical Pharmacology (12.3)*].

Administration

Instruct patients how to prepare and administer the correct dose of ZEPBOUND and assess their ability to inject subcutaneously to ensure the proper administration of ZEPBOUND. Instruct patients using ZEPBOUND vials to always use a new syringe and needle for each injection. Use a syringe appropriate for dose administration (e.g., a 1 mL syringe capable of measuring a 0.5 mL or 0.6 mL dose). Notify the patient of which ZEPBOUND presentation they will be receiving and ensure training is appropriate for the specific ZEPBOUND presentation. Advise patients to refer to the IFU in case of any change in the presentation. Advise caregivers that ZEPBOUND KwikPen is not recommended for self-administration by those with visual impairment unless their healthcare provider determines the patient can properly administer [see *Dosage and Administration (2.4)*].

Missed Doses

Inform patients if a dose is missed, it should be administered as soon as possible within 4 days after the missed dose. If more than 4 days have passed, the missed dose should be skipped and the next dose should be administered on the regularly scheduled day. In each case, inform patients to resume their regular once weekly dosing schedule [see *Dosage and Administration (2.3)*].

Marketed by: Lilly USA, LLC, Indianapolis, IN 46285, USA

Copyright © 2023, 2026, Eli Lilly and Company. All rights reserved.

Pat.: www.lilly.com/patents

A10.0-NL-ZEP-0011-USPI-YYYYMMDD

Medication Guide
ZEPBOUND® (ZEHP-bownd)
(tirzepatide)
injection, for subcutaneous use

Do not share your ZEPBOUND KwikPen or needles with other people, even if the needle has been changed. You may give other people a serious infection, or get a serious infection from them.

What is the most important information I should know about ZEPBOUND?

ZEPBOUND may cause serious side effects, including:

- **Possible thyroid tumors, including cancer.** Tell your healthcare provider if you get a lump or swelling in your neck, hoarseness, trouble swallowing, or shortness of breath. These may be symptoms of thyroid cancer. In studies with rats, ZEPBOUND and medicines that work like ZEPBOUND caused thyroid tumors, including thyroid cancer. It is not known if ZEPBOUND will cause thyroid tumors, or a type of thyroid cancer called medullary thyroid carcinoma (MTC) in people.
- Do not use ZEPBOUND if you or any of your family have ever had a type of thyroid cancer called MTC, or if you have an endocrine system condition called Multiple Endocrine Neoplasia syndrome type 2 (MEN 2).

What is ZEPBOUND?

- ZEPBOUND is an injectable prescription medicine used with a reduced-calorie diet and increased physical activity to help adults with:
 - obesity, or some adults with overweight who also have weight-related medical problems, to lose excess body weight and keep the weight off.
 - moderate to severe obstructive sleep apnea (OSA) and obesity to improve their OSA.
- ZEPBOUND contains tirzepatide and should not be used with other tirzepatide-containing products or any GLP-1 receptor agonist medicines.
- It is not known if ZEPBOUND is safe and effective for use in children.

Do not use ZEPBOUND if:

- you or any of your family have ever had a type of thyroid cancer called MTC or if you have an endocrine system condition called MEN 2.
- you have had a serious allergic reaction to tirzepatide or any of the ingredients in ZEPBOUND. See the end of this Medication Guide for a complete list of ingredients in ZEPBOUND. See **“What are the possible side effects of ZEPBOUND?”** for symptoms of a serious allergic reaction.

Before using ZEPBOUND, tell your healthcare provider about all of your medical conditions, including if you:

- have or have had problems with your pancreas.
- have severe problems with your stomach, such as slowed emptying of your stomach (gastroparesis) or problems with digesting food.
- have a history of diabetic retinopathy.
- are scheduled to have surgery or other procedures that use anesthesia or deep sleepiness (deep sedation).
- are pregnant or plan to become pregnant. ZEPBOUND may harm your unborn baby. Tell your healthcare provider if you become pregnant while using ZEPBOUND.
 - **Pregnancy Exposure Registry:** There will be a pregnancy exposure registry for women who have taken ZEPBOUND during pregnancy. The purpose of this registry is to collect information about the health of you and your baby. Talk to your healthcare provider about how you can take part in this registry, or you may contact Eli Lilly and Company at 1-800-LillyRx (1-800-545-5979).
 - **Birth control pills by mouth may not work as well while using ZEPBOUND.** If you take birth control pills by mouth, your healthcare provider may recommend another type of birth control for 4 weeks after you start ZEPBOUND and for 4 weeks after each increase in your dose of ZEPBOUND. Talk to your healthcare provider about birth control methods that may be right for you while using ZEPBOUND.
- are breastfeeding or plan to breastfeed. ZEPBOUND may pass into your breast milk. Talk to your healthcare provider about the best way to feed your baby while using ZEPBOUND.

Tell your healthcare provider about all the medicines you take, including prescription and over-the-counter medicines, vitamins, and herbal supplements. ZEPBOUND may affect the way some medicines work, and some medicines may affect the way ZEPBOUND works.

Before using ZEPBOUND, talk to your healthcare provider about low blood sugar and how to manage it. Tell your healthcare provider if you are taking medicines to treat diabetes including an insulin or sulfonylurea.

Know the medicines you take. Keep a list of them to show your healthcare provider and pharmacist when you get a new medicine.

How should I use ZEPBOUND?

- Read the **Instructions for Use** that comes with ZEPBOUND.
- Use ZEPBOUND exactly as your healthcare provider tells you to.
- **Your healthcare provider should show you how to prepare to inject your dose of ZEPBOUND before injecting the first time.**
- A caregiver may give you ZEPBOUND injections or you may self-inject if a healthcare provider determines that it is appropriate.
- Self-injection is not recommended for people who are visually impaired.
- Use ZEPBOUND with a reduced-calorie diet and increased physical activity.
- If using ZEPBOUND vials, always use a new syringe and needle for each injection.
- Inject ZEPBOUND under the skin (subcutaneously) of your stomach (abdomen), thigh, or another person should inject in the back of the upper arm. **Do not** inject ZEPBOUND into a muscle (intramuscularly) or vein (intravenously).
- **Use ZEPBOUND 1 time each week, at any time of the day.**
- You may change the day of the week you use ZEPBOUND as long as the time between the 2 doses is at least **3 days (72 hours)**.
- If you miss a dose of ZEPBOUND, take the missed dose as soon as possible within 4 days (96 hours) after the missed dose. If more than 4 days have passed, skip the missed dose and take your next dose on the regularly scheduled day. **Do not** take **2** doses of ZEPBOUND within **3** days (72 hours) of each other.
- ZEPBOUND may be taken with or without food.
- Change (rotate) your injection site with each weekly injection. You may use the same area of your body but be sure to choose a different injection site in that area. **Do not** use the same site for each injection.
- If you take too much ZEPBOUND, call your healthcare provider or Poison Help line at 1-800-222-1222 or go to the nearest hospital emergency room right away.

What are the possible side effects of ZEPBOUND?

ZEPBOUND may cause serious side effects, including:

- See “**What is the most important information I should know about ZEPBOUND?**”
- **severe stomach problems.** Stomach problems, sometimes severe, have been reported in people who use ZEPBOUND. Tell your healthcare provider if you have stomach problems that are severe or will not go away.
- **dehydration leading to kidney problems.** Diarrhea, nausea, and vomiting may cause a loss of fluids (dehydration) which may cause kidney problems. It is important for you to drink fluids to help reduce your chance of dehydration.
- **gallbladder problems.** Gallbladder problems have happened in some people who use ZEPBOUND. Tell your healthcare provider right away if you get symptoms of gallbladder problems which may include:
 - pain in your upper stomach (abdomen)
 - yellowing of skin or eyes (jaundice)
 - fever
 - clay-colored stools
- **inflammation of your pancreas (pancreatitis).** Stop using ZEPBOUND and call your healthcare provider right away if you have severe pain in your stomach area (abdomen) that will not go away, with or without vomiting. You may feel the pain from your abdomen to your back.
- **serious allergic reactions.** Stop using ZEPBOUND and get medical help right away if you have any symptoms of a serious allergic reaction including:
 - swelling of your face, lips, tongue or throat
 - fainting or feeling dizzy
 - problems breathing or swallowing
 - very rapid heartbeat
 - severe rash or itching

- **low blood sugar (hypoglycemia).** Your risk for getting low blood sugar may be higher if you use ZEPBOUND with medicines that can cause low blood sugar, such as an insulin or sulfonylurea.

Signs and symptoms of low blood sugar may include:

- dizziness or light-headedness
 - blurred vision
 - anxiety, irritability, or mood changes
 - sweating
 - slurred speech
 - hunger
 - confusion or drowsiness
 - shakiness
 - weakness
 - headache
 - fast heartbeat
 - feeling jittery
- **changes in vision in patients with type 2 diabetes.** Tell your healthcare provider if you have changes in vision during treatment with ZEPBOUND.
 - **depression or thoughts of suicide.** You should pay attention to any changes in your mood, behaviors, feelings, or thoughts. Call your healthcare provider right away if you have any changes to your mental health that are new, worse, or worry you.
 - **food or liquid getting into the lungs during surgery or other procedures that use anesthesia or deep sleepiness (deep sedation).** ZEPBOUND may increase the chance of food getting into your lungs during surgery or other procedures. Tell all your healthcare providers that you are taking ZEPBOUND before you are scheduled to have surgery or other procedures.

The most common side effects of ZEPBOUND include:

- nausea
- stomach (abdominal) pain
- allergic reactions
- diarrhea
- indigestion
- belching
- vomiting
- injection site reactions
- hair loss
- constipation
- feeling tired
- heartburn

Talk to your healthcare provider if you have any side effect that bothers you or that does not go away. These are not all the possible side effects of ZEPBOUND. Call your doctor for medical advice about side effects. You may report side effects to FDA at 1-800-FDA-1088.

How should I store ZEPBOUND?

- Store ZEPBOUND in the original carton to protect it from light.
- Do not freeze ZEPBOUND. Do not use ZEPBOUND if frozen.
- **Store single-dose pen and single-dose vial** in the refrigerator between 36°F to 46°F (2°C to 8°C). If needed, each single-dose pen or single-dose vial can be stored at room temperature up to 86°F (30°C) for up to 21 days. If single-dose pen or single-dose vial is stored at room temperature, it should not be returned to the refrigerator. Throw away single-dose pen or single-dose vial if not used within 21 days after removing from the refrigerator.
- **Store multi-dose vial or single-patient-use KwikPen** in the refrigerator between 36°F to 46°F (2°C to 8°C) or at room temperature [up to 86°F (30°C)]. Throw away the multi-dose vial or single-patient-use KwikPen after a total of 30 days at room temperature, 30 days after first use, or after taking 4 weekly doses, even if it still has medicine in it.

Keep ZEPBOUND and all medicines out of the reach of children.

General information about the safe and effective use of ZEPBOUND.

Medicines are sometimes prescribed for purposes other than those listed in a Medication Guide. Do not use ZEPBOUND for a condition for which it was not prescribed. Do not give ZEPBOUND to other people, even if they have the same condition you have. It may harm them. You can ask your pharmacist or healthcare provider for information about ZEPBOUND that is written for health professionals.

What are the ingredients in ZEPBOUND?

Active ingredient: tirzepatide

Inactive ingredients: sodium chloride, sodium phosphate dibasic heptahydrate, and water for injection. Benzyl alcohol, glycerin, and phenol are also inactive ingredients in the multi-dose vial and single-patient-use KwikPen. Hydrochloric acid solution and/or sodium hydroxide solution may have been added to adjust the pH.

ZEPBOUND® and KwikPen® are registered trademarks of Eli Lilly and Company.

Marketed by: Lilly USA, LLC, Indianapolis, IN 46285, USA

Copyright © 2023, 2026, Eli Lilly and Company. All rights reserved.

For more information, go to www.zepbound.com or call 1-800-545-5979.

INSTRUCTIONS FOR USE
ZEPBOUND® [ZEHP-bownd] KwikPen® [KWIHK pehn]
(tirzepatide)
injection, for subcutaneous use

multi-dose single-patient-use prefilled pen

Each pen contains 4 fixed doses, one dose taken weekly.

This Instructions for Use contains information on how to inject ZEPBOUND.



Lilly

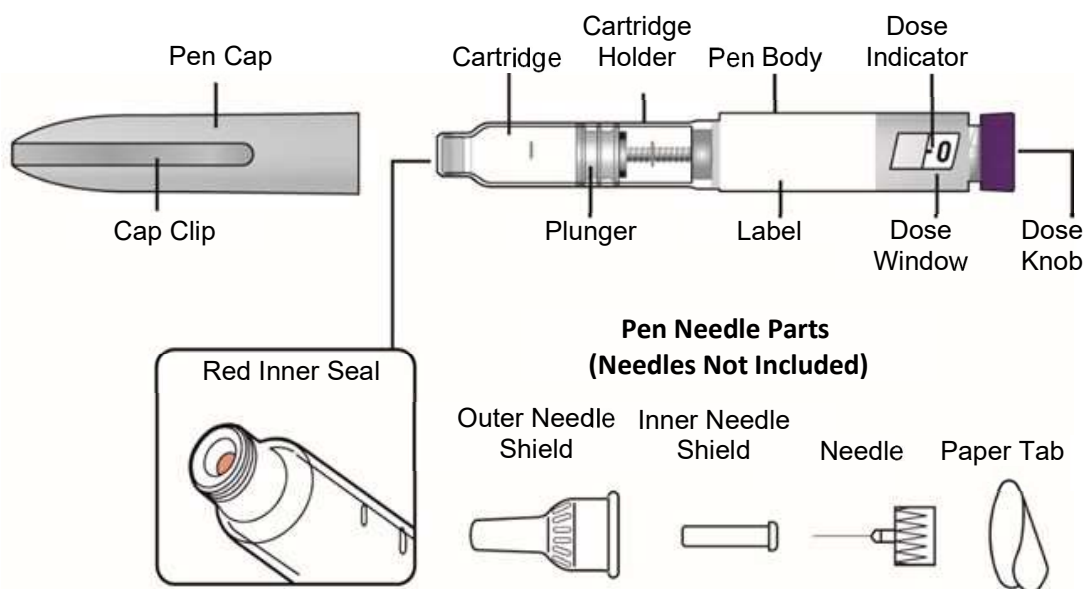
Important information you need to know before injecting ZEPBOUND

Read this **INSTRUCTIONS FOR USE** before you start injecting ZEPBOUND KwikPen (Pen) and each time you get another new Pen. There may be new information. This information does not take the place of talking to your healthcare provider about your medical condition or your treatment.

- ZEPBOUND KwikPen is a disposable multi-dose single-patient-use prefilled pen. **The Pen contains 4 fixed doses, one dose taken weekly.** Inject in a single weekly injection, under the skin (subcutaneously).
- **For your weekly dose, you need to turn the dose knob all the way until it stops AND the 1 icon is in dose window.**
- After 4 doses, throw away (discard) the Pen, including the unused medicine. The Pen will prevent you from dialing a full dose after you have given yourself 4 weekly doses. **Do not** inject the leftover medicine. **Do not** transfer ZEPBOUND from your Pen into a syringe.
- **Do not** share your ZEPBOUND Pen with other people, even if the pen needle has been changed. You may give other people a serious infection or get a serious infection from them.
- People who are blind or have vision problems should not use the Pen without help from a person trained to use the Pen.

Guide to parts

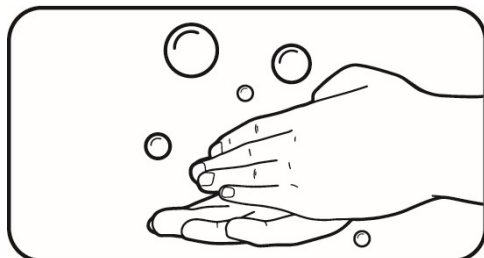
Parts of the ZEPBOUND Pen



Supplies needed to give your injection

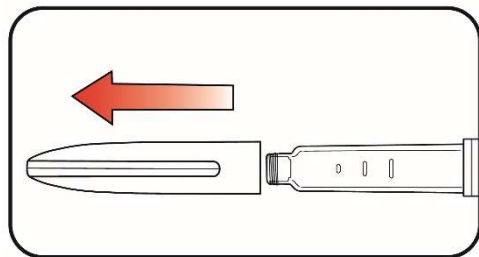
- ZEPBOUND KwikPen
- KwikPen-compatible Pen Needle (not included)
- Alcohol swab
- Gauze or cotton ball
- FDA-cleared sharps disposal container or household container

Preparing to inject ZEPBOUND



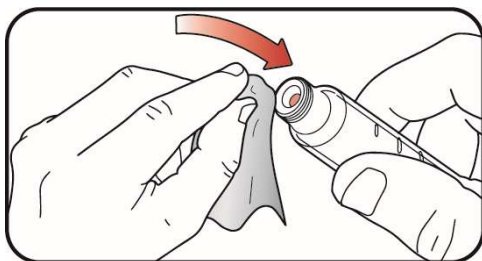
Step 1:

- Wash your hands with soap and water.



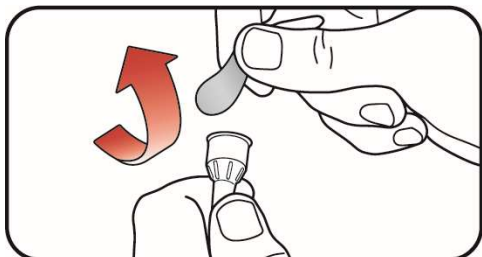
Step 2:

- Pull the Pen cap straight off.
- Inspect the Pen and label. **Do not** use if:
 - the medicine name or dose strength does not match your prescription.
 - the Pen is expired (EXP) or looks damaged.
 - the medicine has been frozen, has particles, is cloudy, or is discolored. ZEPBOUND should be colorless to slightly yellow.



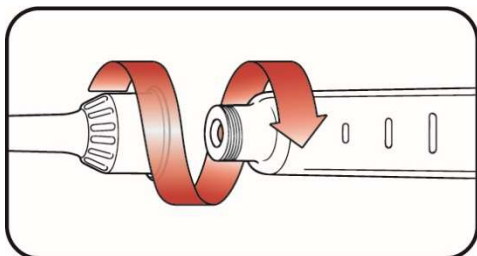
Step 3:

- Wipe the red inner seal with an alcohol swab.



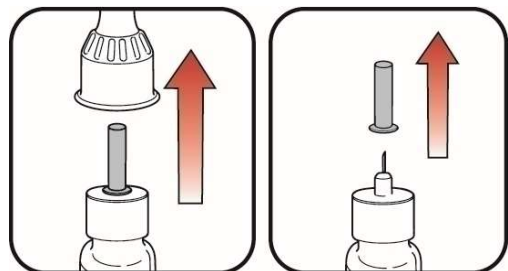
Step 4:

- **Select a new pen needle.** Always use a new pen needle for each injection to help prevent infections and blocked needles.
- Pull off the paper tab from the outer needle shield.



Step 5:

- Push the capped pen needle straight onto the Pen and twist the pen needle on until it is tight.



Step 6:

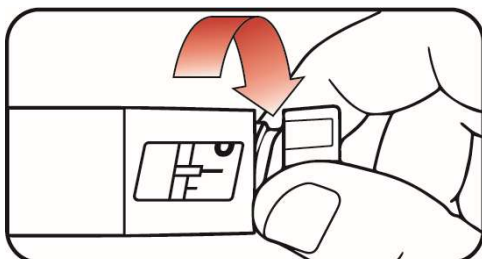
- Pull off the outer needle shield and keep it. This will be reused.
- Pull off the inner needle shield. Put it in your household trash.

a. Outer needle shield


b. Inner needle shield

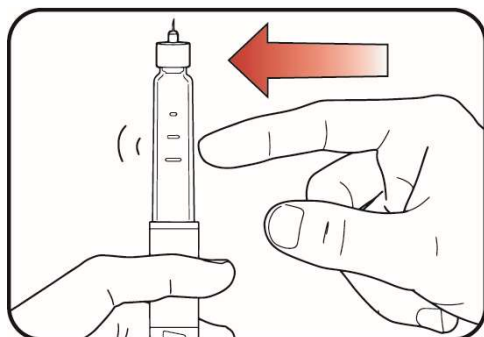
Priming your Pen

Prime before each weekly injection. Priming removes air from the cartridge and makes sure that your Pen is working correctly.

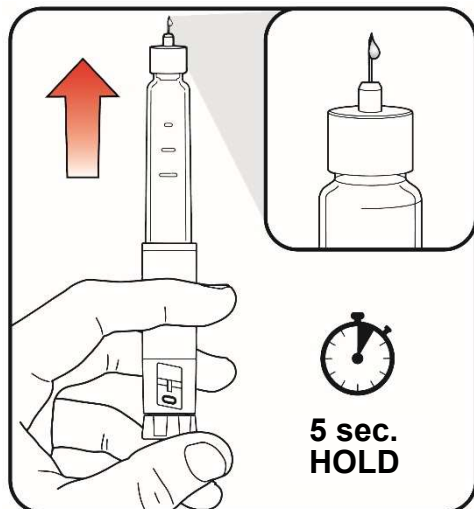


Step 7:

- Slowly turn the dose knob until you hear **2 clicks** and the  extended line is shown in the dose window. This is the prime position. It can be corrected by turning the dose knob in either direction until the prime position lines up to the dose indicator.

**Step 8:**

- Hold your Pen with the needle pointing up.
- Tap the cartridge holder gently to collect air bubbles at the top.

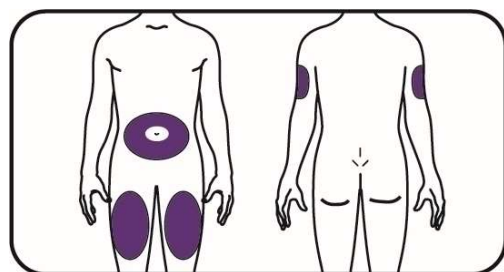
**Step 9:**

- Release some medicine into the air by **pushing the dose knob in** until it stops, then **slowly count to 5 while holding the dose knob**. The **0** icon must be shown in the dose window. **Do not** inject into your body.

Your Pen has been primed if a small amount (a drop) of medicine comes out of the tip of the pen needle.

- If you do not see medicine, repeat **steps 7-9**, no more than 2 additional times.
- If you still do not see medicine, then change the pen needle and repeat **steps 7-9**, no more than 1 additional time.
- If you still do not see medicine, contact Lilly at 1-800-LillyRx (1-800-545-5979).

Injecting ZEPBOUND

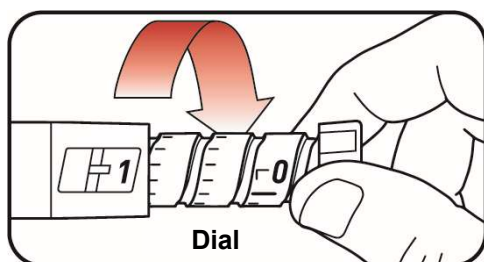


a. Front

b. Back

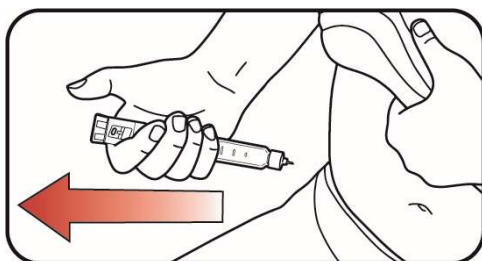
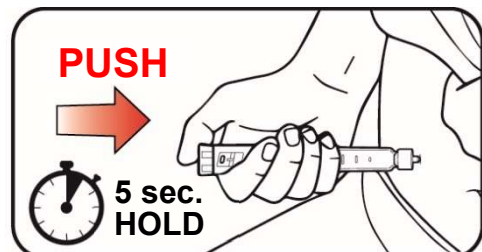
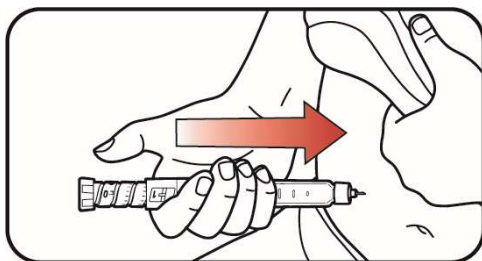
Step 10:

- Choose an injection site.
 - a. You or another person can inject the medicine in your thigh or stomach (abdomen) at least 2 inches from the belly button.
 - b. Another person should give you the injection in the back of your upper arm.
- **Change (rotate)** your injection site each week. You may use the same area of your body but be sure to choose a different injection site in that area.


**Step 11:**

- **Turn the dose knob all the way until it stops AND the **1** icon is in the dose window.** This is your weekly dose.


Do not count clicks as you select the dose.





Step 12:

- a. Insert the needle into your skin.
- b. Inject the medicine by **pushing the dose knob in** until it stops then **slowly count to 5 while holding the dose knob**. You may notice the plunger moving with each injection. The  icon must be shown in the dose window before removing the needle.

Step 13:

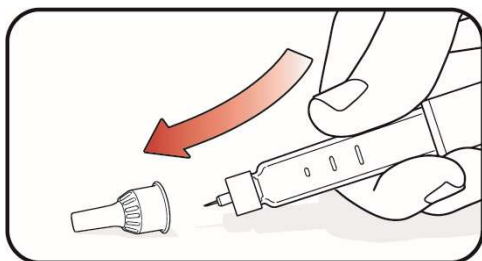
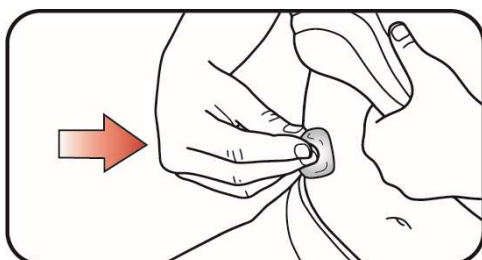
- Pull the needle out of your skin. A drop of medicine on the needle tip is normal. It will not affect your dose.
- Confirm the  icon is in the dose window.

If you see the  icon in the dose window, you have received the full dose.

If you do not see the  icon in the dose window, insert the needle back into your skin and finish your injection. **Do not** redial the dose.

If you still do not think you received the full dose, **do not** start over or repeat the injection. See “Troubleshooting” section for more information.

After your ZEPBOUND injection

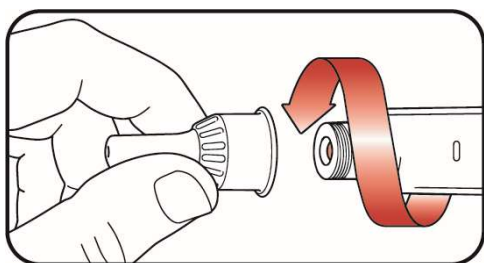


Step 14:

- If you see blood after you pull the needle out of your skin, lightly press the injection site with gauze or a cotton ball. **Do not** rub the injection site.

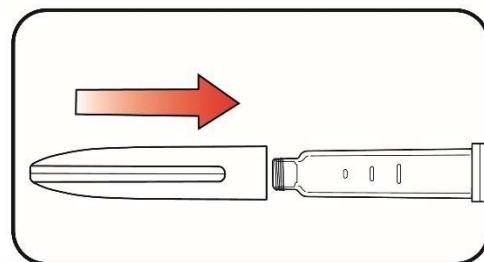
Step 15:

- Carefully replace the outer needle shield.

**Step 16:**

- Unscrew the capped needle and put the needle in a sharps container (see “Disposing of ZEPBOUND KwikPen and pen needles” section).

Do not store the Pen with the needle attached to prevent leaking, blocking the needle, and air from entering the Pen.

**Step 17:**

- Replace the Pen cap.

Do not store the Pen without the Pen cap attached.

Storing your ZEPBOUND KwikPen

Unused Pens:

- Store **unused Pens** in the **refrigerator** between 36°F to 46°F (2°C to 8°C).
- Unused Pens may be used until the expiration date (EXP) printed on the label if the Pen has been kept in the refrigerator.
- **Do not** freeze your Pen. Throw away (discard) the Pen if it has been frozen.

Used Pens:

- You may store your **used Pen** at **room temperature** up to 86°F (30°C) after your injection.
- Keep away from heat and light.
- Keep your Pen and needles out of the sight and reach of children.
- Throw away the Pen 30 days after first use even though the Pen has medicine left in it.
- Throw away the Pen after receiving 4 weekly doses. Attempting to inject any leftover medicine could result in an incomplete dose even though the Pen still has medicine left in it.

Disposing of ZEPBOUND KwikPen and pen needles

- Put your used pen needles in an FDA-cleared sharps disposal container right away after use.
- **Do not** throw away (discard) loose pen needles in your household trash.
- Discard the used Pen in your household trash or FDA-cleared sharps disposal container after you have removed the needle.
- If you do not have an FDA-cleared sharps disposal container, you may use a household container that is:
 - made of a heavy-duty plastic,
 - can be closed with a tight-fitting, puncture-resistant lid, without sharps being able to come out,
 - upright and stable during use,
 - leak-resistant, and
 - properly labeled to warn of hazardous waste inside the container.
- When your sharps disposal container is almost full, you will need to follow your community guidelines for the right way to dispose of your sharps disposal container. There may be state or local laws about how you should throw away (discard) used needles. For more information about safe sharps disposal, and for specific information about sharps disposal in the state you live in, go to the FDA’s website at: <http://www.fda.gov/safesharpsdisposal>.

- Do not dispose of your used sharps disposal container in your household trash unless your community guidelines permit this. Do not recycle your used sharps disposal container.

Troubleshooting

- If you cannot remove the Pen cap, gently twist the Pen cap back and forth, and then pull the Pen cap straight off.
- If the dose knob is hard to push:
 - pushing the dose knob more slowly will make it easier to inject.
 - your needle may be blocked. Put on a new pen needle and prime the Pen.
 - you may have dust, food, or liquid inside the Pen. Throw the Pen away and get a new Pen.
- If the Pen prevents you from turning the dose knob until the **1** is in the dose window:
 - Throw away (discard) the Pen, including the unused medicine. There may not be enough medicine left in the pen to give a full dose. **Do not** attempt to inject the leftover medicine.

Additional Information:

If you have any questions or problems with ZEPBOUND KwikPen:

- Call your healthcare provider
- Call 1-800-LillyRx (1-800-545-5979)
- Visit www.zepbound.com



Scan this code to launch
www.zepbound.com

ZEPBOUND® and KwikPen® are registered trademarks of Eli Lilly and Company.

Marketed by:
Lilly USA, LLC
Indianapolis, IN 46285, USA

Copyright © 2026, Eli Lilly and Company. All rights reserved.

ZEPBOUND KwikPen meets the current dose accuracy and functional requirements of ISO 11608-1.

This Instructions for Use has been approved by the U.S. Food and Drug Administration.

Issued: January 2026

5.0-ZEPKP-0000-IFU-YYYYMMDD

Medication Calendar

Use ZEPBOUND 1 time a week.

I inject my weekly dose on the dates below.

Write the day of the week you choose to inject.
Inject on this day each week (Example: Monday).

(Month/Day) (Month/Day) (Month/Day) (Month/Day)

--	--	--	--

INSTRUCTIONS FOR USE
ZEPBOUND® [ZEHP-bownd]
(tirzepatide)
injection, for subcutaneous use

Multi-dose vial

Each vial contains 4 doses, one dose taken weekly.

Important information you need to know before injecting ZEPBOUND

Read this Instructions for Use before you start taking ZEPBOUND and each time you get a new vial.

There may be new information. This information does not take the place of talking to your healthcare provider about your medical condition or your treatment.

Do not share your needles or syringes with other people.

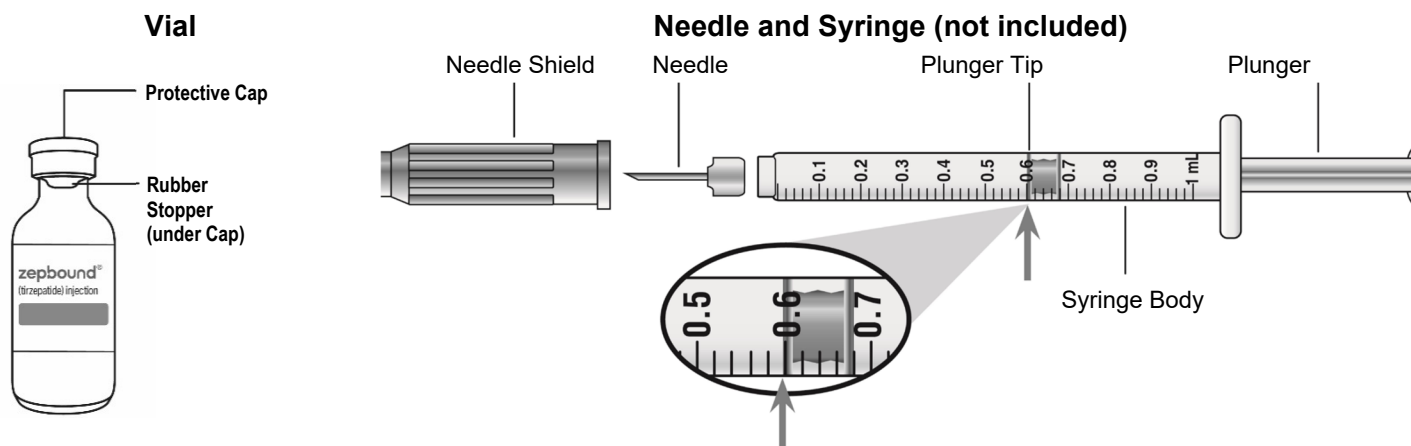
Talk to your healthcare provider about how to inject ZEPBOUND the right way.

- ZEPBOUND is a multi-dose vial. **The vial contains 4 doses, one dose taken weekly.**
- Inject **0.6 mL** in a single weekly injection, under the skin (subcutaneously).
- You or another person may inject into your stomach (abdomen) or thigh.
- Another person can inject into the back of your upper arm.

Gather supplies needed to give your injection

- 1 multi-dose ZEPBOUND vial
- 1 syringe and 1 needle, supplied separately (for example, use a 1 mL syringe and needle as recommended by your healthcare provider)
- 1 alcohol swab
- gauze
- 1 sharps container for throwing away used needles and syringes. **See** “Disposing of used needles and syringes” at the end of these instructions.

Guide to parts



Note: The needle and syringe are not included. The needle and syringe recommended by your healthcare provider may look different than the needle and syringe in this Instructions for Use.

Preparing to inject ZEPBOUND

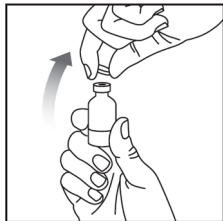

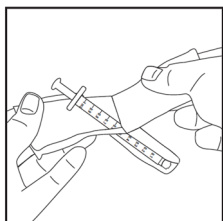
Check the vial label to make sure you have the right medicine and dose, and that it has not expired.

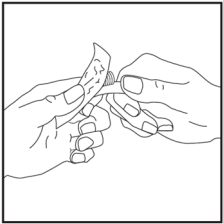
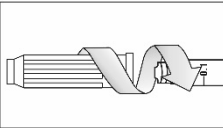
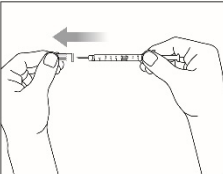
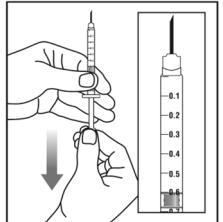
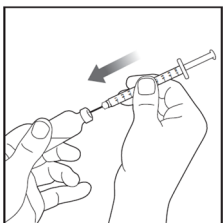
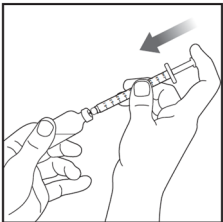
Make sure the medicine:

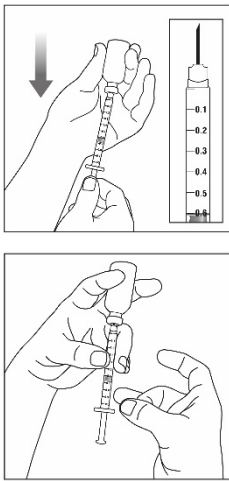
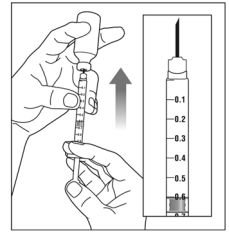
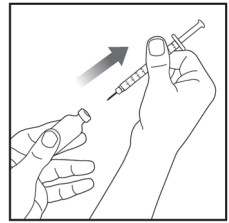
- is not frozen
- is colorless to slightly yellow
- is not cloudy
- does not have particles

Always use a new syringe and needle for each injection to prevent infections and blocked needles. Do not reuse or share your syringes or needles with other people. You may give other people a serious infection or get a serious infection from them.

Wash your hands with soap and water.


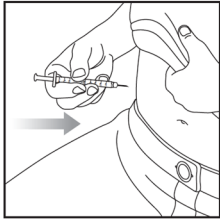
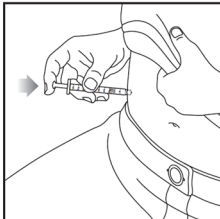
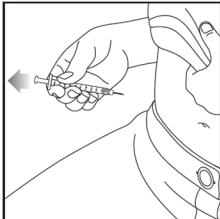
Step 1: If you are using a new vial, pull off the plastic protective cap. Do not remove the rubber stopper.	
Step 2: Wipe the rubber stopper with an alcohol swab.	
Step 3: Remove the outer wrapping from the syringe.	

<p>Step 4:</p> <p>Remove the outer wrapping from the needle.</p> <p>The syringe that your healthcare provider recommended may have a pre-attached needle. If the needle is attached, skip to step 6.</p>	
<p>Step 5:</p> <p>Place the needle on top of the syringe and turn until it is tight and firmly attached.</p>	
<p>Step 6:</p> <p>Remove the needle shield by pulling straight off.</p>	
<p>Step 7:</p> <p>Hold the syringe in one hand with the needle pointing up. With the other hand pull down on the plunger until the plunger tip reaches the line on the syringe indicating that 0.6 mL of air has been drawn into the syringe.</p>	
<p>Step 8:</p> <p>Push the needle through the rubber stopper of the vial.</p>	
<p>Step 9:</p> <p>Push the plunger all the way in. This puts air into the vial and makes it easier to pull the solution from the vial.</p>	

<p>Step 10:</p> <p>Turn the vial and syringe upside down. Make sure that the tip of the needle is in the liquid and slowly pull the plunger down until the plunger tip is past the 0.6 mL line.</p> <p>If there are air bubbles, tap the syringe gently a few times to let any air bubbles rise to the top.</p>	 <p>The illustration shows two parts. The top part shows a hand holding a syringe with the needle inserted into a vial. A downward arrow indicates the plunger is being pulled down. The bottom part shows the syringe held vertically with the plunger tip past the 0.6 mL mark. A scale on the right shows markings from 0.1 to 0.6 mL.</p>
<p>Step 11:</p> <p>Slowly push the plunger up until the plunger tip reaches the 0.6 mL line.</p>	 <p>The illustration shows a hand holding the syringe. An upward arrow indicates the plunger is being pushed up. The scale on the right shows the plunger tip aligning with the 0.6 mL mark.</p>
<p>Step 12:</p> <p>Pull the syringe out of the rubber stopper of the vial.</p>	 <p>The illustration shows a hand pulling the syringe away from the vial. An arrow points away from the vial, indicating the direction of removal.</p>

Injecting ZEPBOUND

- Inject exactly as your healthcare provider has shown you. Your healthcare provider should tell you if you should pinch the skin before injecting.
- **Change (rotate) your injection site within the area you choose for each dose** to reduce your risk of getting lipodystrophy (pits in skin or thickened skin) and localized cutaneous amyloidosis (skin with lumps) at the injection sites.
- **Do not** inject where the skin has pits, is thickened, or has lumps.
- **Do not** inject where the skin is tender, bruised, scaly or hard, or into scars or damaged skin.
- **Do not** mix ZEPBOUND with any other medicine.
- **Do not** inject ZEPBOUND in the same injection site used for other medicines.

<p>Step 13:</p> <p>Choose your injection site.</p> <p>You can inject ZEPBOUND under the skin (subcutaneously) of your stomach area (abdomen) or thighs.</p> <p>Someone else can inject in your stomach area, thighs, or the back of the upper arms.</p>	
<p>Step 14:</p> <p>Insert the needle into your skin.</p>	
<p>Step 15:</p> <p>Push down on the plunger to inject your dose.</p> <p>The needle should stay in your skin for at least 5 seconds to make sure you have injected all of your dose.</p>	
<p>Step 16:</p> <p>Pull the needle out of your skin.</p> <ul style="list-style-type: none"> If you see blood after you take the needle out of your skin, press the injection site with a piece of gauze. Do not rub the area. Do not recap the needle. Recapping the needle can lead to a needle stick injury. 	

Disposing of used needles and syringes

- Put your used needle and syringe in an FDA-cleared sharps disposal container right away after use. **Do not** throw away (dispose of) loose needles and syringes in your household trash.
- If you do not have an FDA-cleared sharps disposal container, you may use a household container that is:
 - made of a heavy-duty plastic,
 - can be closed with a tight-fitting, puncture-resistant lid, without sharps being able to come out,
 - upright and stable during use,
 - leak-resistant, and
 - properly labeled to warn of hazardous waste inside the container.
- When your sharps disposal container is almost full, you will need to follow your community guidelines for the right way to dispose of your sharps disposal container. There may be state or local laws about how you

should throw away used needles and syringes. For more information about safe sharps disposal, and for specific information about sharps disposal in the state that you live in, go to the FDA's website at: <http://www.fda.gov/safesharpsdisposal>.

- **Do not** dispose of your used sharps disposal container in your household trash unless your community guidelines permit this. **Do not** recycle your used sharps disposal container.

Storing ZEPBOUND

- **Do not** freeze. **Do not** use if ZEPBOUND has been frozen.
- Store ZEPBOUND in original carton. Keep away from light.

Unopened vial:

- Store unopened vial in the refrigerator at 36°F to 46°F (2°C to 8°C). It can be used until the expiration date on the label if kept in the refrigerator.
- If stored at room temperature [up to 86°F (30°C)], throw away unopened vial after 30 days.

After vial has been opened:

- Store opened (in-use) vial in the original carton in the refrigerator at 36°F to 46°F (2°C to 8°C) or at room temperature [up to 86°F (30°C)]. Throw away opened vial after a total of 30 days at room temperature, 30 days after first use, or after taking 4 weekly doses, even if there is medicine left in it.

Keep ZEPBOUND vials, syringes, needles, and all medicines out of the reach of children.

If you have any questions or problems with your ZEPBOUND, contact Lilly at 1-800-Lilly-Rx (1-800-545-5979) or call your healthcare provider for help.

Marketed by:
Lilly USA, LLC
Indianapolis, IN 46285, USA

ZEPBOUND is a registered trademark of Eli Lilly and Company.

Copyright © 2026, Eli Lilly and Company. All rights reserved.

A7.0-NL-ZEP-0000-MDV-IFU-YYYYMMDD

This Instructions for Use has been approved by the U.S. Food and Drug Administration.

Revised: January 2026

INSTRUCTIONS FOR USE
ZEPBOUND® [ZEHP-bownd]
(tirzepatide)
injection, for subcutaneous use

2.5 mg/0.5 mL single-dose vial

5 mg/0.5 mL single-dose vial

7.5 mg/0.5 mL single-dose vial

10 mg/0.5 mL single-dose vial

12.5 mg/0.5 mL single-dose vial

15 mg/0.5 mL single-dose vial

Important information you need to know before injecting ZEPBOUND

Read this Instructions for Use before you start taking ZEPBOUND and each time you get a new vial.

There may be new information. This information does not take the place of talking to your healthcare provider about your medical condition or your treatment.

Do not share your needles or syringes with other people. You may give other people a serious infection or get a serious infection from them.

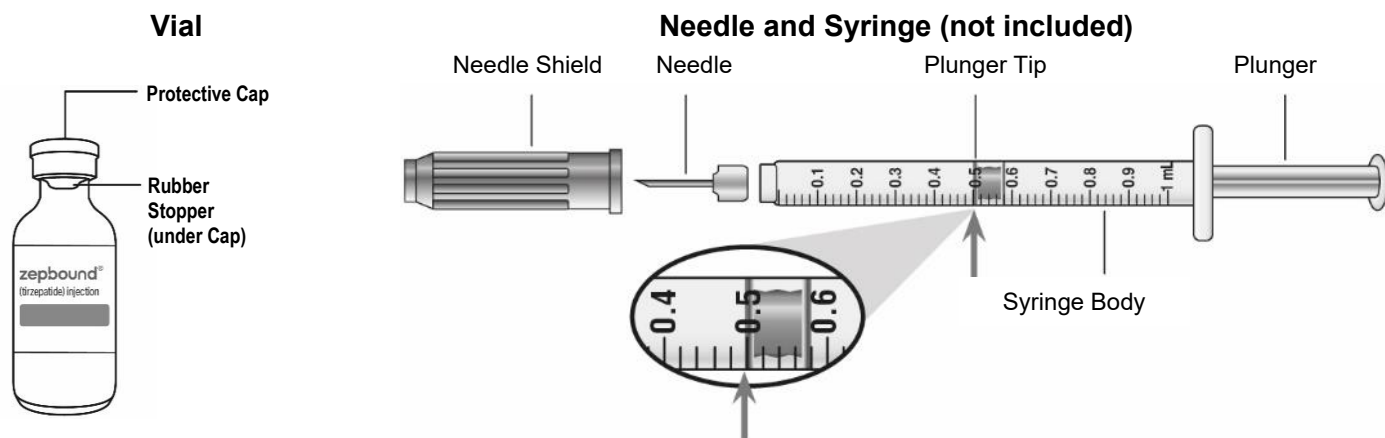
Talk to your healthcare provider about how to inject ZEPBOUND the right way.

- ZEPBOUND is a single-dose vial.
- ZEPBOUND is used 1 time each week.
- Inject under the skin (subcutaneously) only.
- You or another person may inject into your stomach (abdomen) or thigh.
- Another person can inject into the back of your upper arm.

Gather supplies needed to give your injection

- 1 single-dose ZEPBOUND vial
- 1 syringe and 1 needle, supplied separately (for example, use a 1 mL syringe and needle as recommended by your healthcare provider)
- 1 alcohol swab
- gauze
- 1 sharps container for throwing away used needles and syringes. **See** “Disposing of used needles and syringes” at the end of these instructions.

Guide to parts



Note: The needle and syringe are not included. The needle and syringe recommended by your healthcare provider may look different than the needle and syringe in this Instructions for Use.

Preparing to inject ZEPBOUND

Remove the vial from the refrigerator.

Check the vial label to make sure you have the right medicine and dose, and that it has not expired.

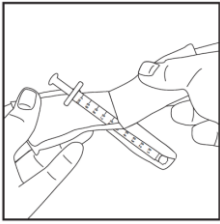
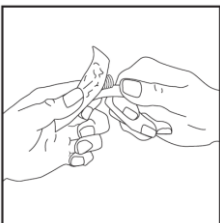
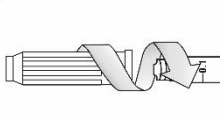
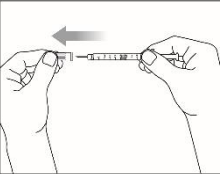
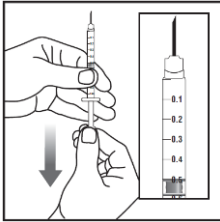
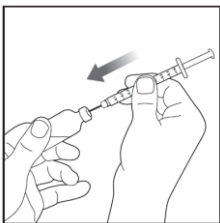
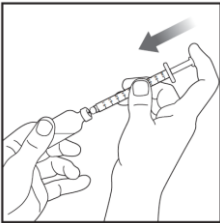
Make sure the medicine:

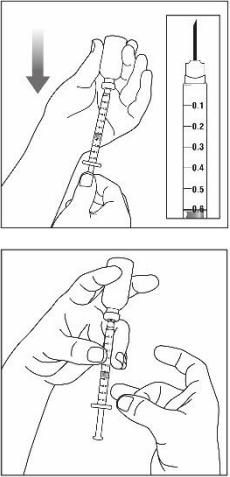
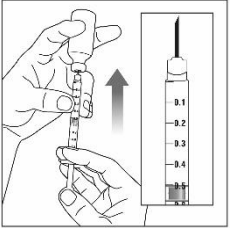
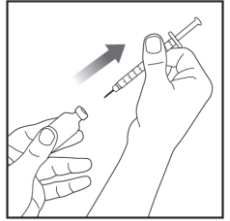
- is not frozen
- is colorless to slightly yellow
- is not cloudy
- does not have particles

Always use a new syringe and needle for each injection to prevent infections and blocked needles. Do not reuse or share your syringes or needles with other people. You may give other people a serious infection or get a serious infection from them.

Wash your hands with soap and water.



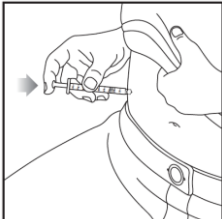
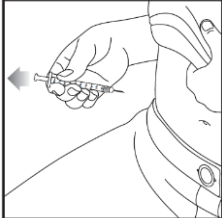
Step 1: Pull off the plastic protective cap. Do not remove the rubber stopper.	
Step 2: Wipe the rubber stopper with an alcohol swab.	

<p>Step 3:</p> <p>Remove the outer wrapping from the syringe.</p>	
<p>Step 4:</p> <p>Remove the outer wrapping from the needle.</p> <p>The syringe that your healthcare provider recommended may have a pre-attached needle. If the needle is attached, skip to step 6.</p>	
<p>Step 5:</p> <p>Place the needle on top of the syringe and turn until it is tight and firmly attached.</p>	
<p>Step 6:</p> <p>Remove the needle shield by pulling straight off.</p>	
<p>Step 7:</p> <p>Hold the syringe in one hand with the needle pointing up. With the other hand pull down on the plunger until the plunger tip reaches the line on the syringe indicating that 0.5 mL of air has been drawn into the syringe.</p>	
<p>Step 8:</p> <p>Push the needle through the rubber stopper of the vial.</p>	
<p>Step 9:</p> <p>Push the plunger all the way in. This puts air into the vial and makes it easier to pull the solution from the vial.</p>	

<p>Step 10:</p> <p>Turn the vial and syringe upside down. Make sure that the tip of the needle is in the liquid and slowly pull the plunger down until the plunger tip is past the 0.5 mL line.</p> <p>If there are air bubbles, tap the syringe gently a few times to let any air bubbles rise to the top.</p>	 <p>The illustration shows two parts. The top part shows a hand holding a syringe upside down with the needle tip in a vial. A downward arrow indicates the plunger is being pulled down. The bottom part shows the syringe being held upright, and a hand is tapping the side of the barrel to move air bubbles to the top.</p>
<p>Step 11:</p> <p>Slowly push the plunger up until the plunger tip reaches the 0.5 mL line.</p>	 <p>The illustration shows a hand holding the syringe upside down. An upward arrow indicates the plunger is being pushed up to the 0.5 mL mark on the scale.</p>
<p>Step 12:</p> <p>Pull the syringe out of the rubber stopper of the vial.</p>	 <p>The illustration shows a hand pulling the syringe away from a vial. An arrow points away from the vial, indicating the direction of removal.</p>

Injecting ZEPBOUND

- Inject exactly as your healthcare provider has shown you. Your healthcare provider should tell you if you should pinch the skin before injecting.
- **Change (rotate) your injection site within the area you choose for each dose** to reduce your risk of getting lipodystrophy (pits in skin or thickened skin) and localized cutaneous amyloidosis (skin with lumps) at the injection sites.
- **Do not** inject where the skin has pits, is thickened, or has lumps.
- **Do not** inject where the skin is tender, bruised, scaly or hard, or into scars or damaged skin.
- **Do not** mix ZEPBOUND with any other medicine.
- **Do not** inject ZEPBOUND in the same injection site used for other medicines.

<p>Step 13:</p> <p>Choose your injection site.</p> <p>You can inject ZEPBOUND under the skin (subcutaneously) of your stomach area (abdomen) or thighs.</p> <p>Someone else can inject in your stomach area, thighs, or the back of the upper arms.</p>	
<p>Step 14:</p> <p>Insert the needle into your skin.</p>	
<p>Step 15:</p> <p>Push down on the plunger to inject your dose.</p> <p>The needle should stay in your skin for at least 5 seconds to make sure you have injected all of your dose.</p>	
<p>Step 16:</p> <p>Pull the needle out of your skin.</p> <ul style="list-style-type: none"> If you see blood after you take the needle out of your skin, press the injection site with a piece of gauze or an alcohol swab. Do not rub the area. Do not recap the needle. Recapping the needle can lead to a needle stick injury. 	

Disposing of used needles and syringes

- Put your used needle and syringe in an FDA-cleared sharps disposal container right away after use. **Do not** throw away (dispose of) loose needles and syringes in your household trash.
- If you do not have an FDA-cleared sharps disposal container, you may use a household container that is:
 - made of a heavy-duty plastic,
 - can be closed with a tight-fitting, puncture-resistant lid, without sharps being able to come out,
 - upright and stable during use,
 - leak-resistant, and
 - properly labeled to warn of hazardous waste inside the container.
- When your sharps disposal container is almost full, you will need to follow your community guidelines for the right way to dispose of your sharps disposal container. There may be state or local laws about how you

should throw away used needles and syringes. For more information about safe sharps disposal, and for specific information about sharps disposal in the state that you live in, go to the FDA's website at: <http://www.fda.gov/safesharpsdisposal>.

- **Do not** dispose of your used sharps disposal container in your household trash unless your community guidelines permit this. **Do not** recycle your used sharps disposal container.

Storing ZEPBOUND

- Store all unopened vials in the refrigerator at 36°F to 46°F (2°C to 8°C).
- You may store the unopened vial at room temperature up to 86°F (30°C) for up to 21 days.
- **Do not** freeze. **Do not** use if ZEPBOUND has been frozen.
- Store the vial in the original carton to protect from light.
- Throw away all opened vials after use, even if there is medicine left in the vial.

Keep ZEPBOUND vials, syringes, needles, and all medicines out of the reach of children.

If you have any questions or problems with your ZEPBOUND, contact Lilly at 1-800-Lilly-Rx (1-800-545-5979) or call your healthcare provider for help.

Marketed by:
Lilly USA, LLC
Indianapolis, IN 46285, USA

ZEPBOUND is a registered trademark of Eli Lilly and Company.

Copyright © 2024, Eli Lilly and Company. All rights reserved.

3.0-ZEP-0001-VL-IFU-YYYYMMDD

This Instructions for Use has been approved by the U.S. Food and Drug Administration.

Issued: March 2024

INSTRUCTIONS FOR USE
ZEPBOUND™ (ZEHP-bownd)
(tirzepatide)
injection, for subcutaneous use



2.5 mg/0.5 mL single-dose pen
5 mg/0.5 mL single-dose pen
7.5 mg/0.5 mL single-dose pen
10 mg/0.5 mL single-dose pen
12.5 mg/0.5 mL single-dose pen
15 mg/0.5 mL single-dose pen
use 1 time each week

Important information you need to know before injecting ZEPBOUND

Read this Instructions for Use and the Medication Guide before using your ZEPBOUND pen and each time you get a refill. There may be new information. This information does not take the place of talking to your healthcare provider about your medical condition or treatment.

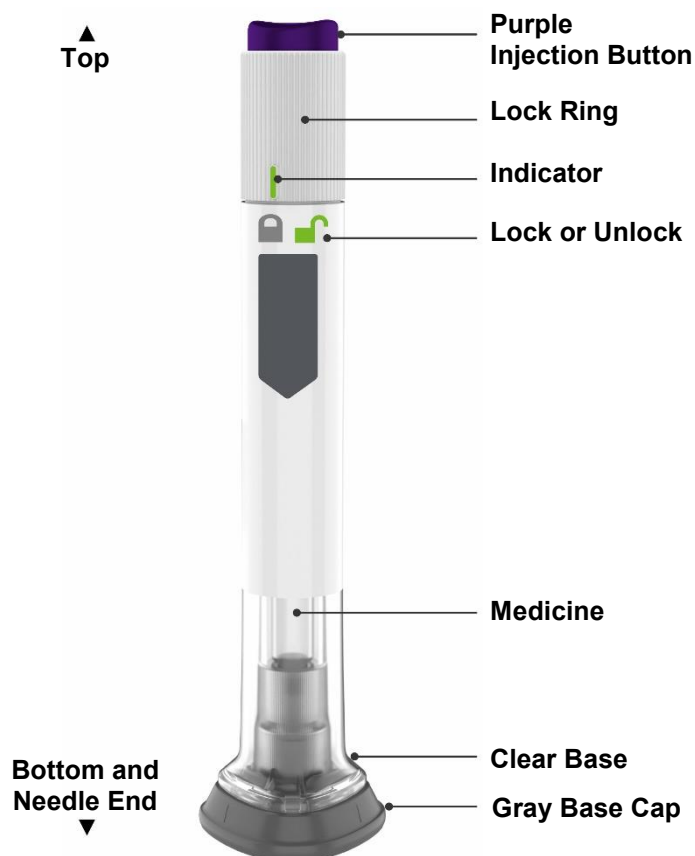
Talk to your healthcare provider about how to inject ZEPBOUND the right way.

- ZEPBOUND is a single-dose prefilled pen.
- ZEPBOUND is used 1 time each week.
- Inject under the skin (subcutaneously) only.
- You or another person can inject into your stomach (abdomen) or thigh.
- Another person can inject into the back of your upper arm.

Storage and handling

- Store your pen in the refrigerator between 36°F to 46°F (2°C to 8°C).
- You may store your pen at room temperature up to 86°F (30°C) for up to 21 days. If you store the pen at room temperature, do not return the pen to the refrigerator.
- Discard the pen if not used within 21 days after removing from the refrigerator.
- **Do not** freeze your pen. If the pen has been frozen, throw the pen away and use a new pen.
- Store your pen in the original carton to protect your pen from light.
- The pen has glass parts. Handle it carefully. If you drop the pen on a hard surface, **do not** use it. Use a new pen for your injection.
- Keep your ZEPBOUND pen and all medicines out of the reach of children.

Guide to parts



Preparing to inject ZEPBOUND

Remove the pen from the refrigerator.

Leave the gray base cap on until you are ready to inject.

Check the pen label to make sure you have the right medicine and dose, and that it has not expired.

Inspect the pen to make sure that it is not damaged.



Make sure the medicine:

- is not frozen
- is colorless to slightly yellow
- is not cloudy
- does not have particles

Wash your hands.

Step 1

Choose your injection site

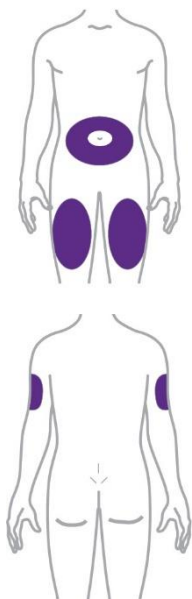
Your healthcare provider can help you choose the injection site that is best for you.

You or another person can inject the medicine in your stomach (abdomen) or thigh.

Another person should give you the injection in the back of your upper arm.

Change (rotate) your injection site each week.

You may use the same area of your body but be sure to choose a different injection site in that area.

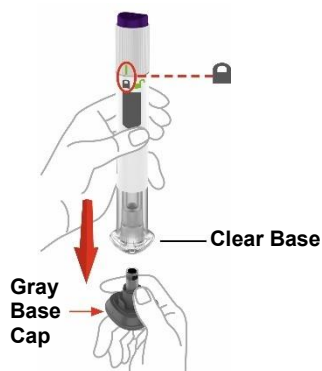


Step 2

Pull off the gray base cap

Make sure the pen is **locked**.

Do not unlock the pen until you place the clear base on your skin and are ready to inject.



Pull the gray base cap straight off and throw it away in your household trash.

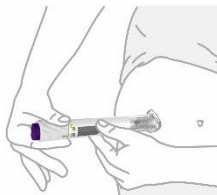
Do not put the gray base cap back on – this could damage the needle.

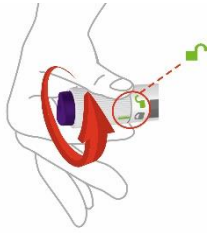
Do not touch the needle.

Step 3

Place clear base on skin, then unlock

Place the clear base flat against your skin at the injection site.





Unlock by turning the lock ring.

Step 4

Press and hold up to 10 seconds



Press and hold the purple injection button for up to 10 seconds.

Listen for:

- First click = injection started
- Second click = injection completed



You will know your injection is complete when the gray plunger is visible.

After your injection, place the used pen in a sharps container.

See **Disposing of your used pen.**

Disposing of your used pen

- Put your used pen in an FDA-cleared sharps disposal container right away after use. **Do not** throw away (dispose of) pens in your household trash.
- If you do not have an FDA-cleared sharps disposal container, you may use a household container that is:
 - made of a heavy-duty plastic,
 - can be closed with a tight-fitting, puncture-resistant lid, without sharps being able to come out,
 - upright and stable during use,
 - leak-resistant, and
 - properly labeled to warn of hazardous waste inside the container.
- When your sharps disposal container is almost full, you will need to follow your community guidelines for the right way to dispose of your sharps disposal container. There may be state or local laws about how you should throw away used needles and syringes. For more information about safe sharps disposal, and for specific information about sharps disposal in the state that you live in, go to the FDA's website at: <http://www.fda.gov/safesharpsdisposal>.
- **Do not** recycle your used sharps disposal container.

Commonly asked questions

What if I see air bubbles in my pen?

Air bubbles are normal.

What if my pen is not at room temperature?

It is not necessary to warm the pen to room temperature.

What if I unlock the pen and press the purple injection button before pulling off the gray base cap?

Do not remove the gray base cap. Throw away the pen and get a new pen.

What if there is a drop of liquid on the tip of the needle when I remove the gray base cap?

A drop of liquid on the tip of the needle is normal. **Do not** touch the needle.


Do I need to hold the injection button down until the injection is complete?

This is not necessary, but it may help you keep the pen steady against your skin.

I heard more than 2 clicks during my injection—2 loud clicks and 1 soft one. Did I get my complete injection?

Some people may hear a soft click right before the second loud click. That is the normal operation of the pen. **Do not** remove the pen from your skin until you hear the second loud click.

I am not sure if my pen worked the right way.



Check to see if you have received your dose. Your dose was delivered the right way if the gray plunger is visible. Also, see **Step 4** of the instructions.

If you do not see the gray plunger, contact Lilly at 1-800-Lilly-Rx (1-800-545-5979) for further instructions. Until then, store your pen safely to avoid an accidental needle stick.

What if there is a drop of liquid or blood on my skin after my injection?

This is normal. Press a cotton ball or gauze over the injection site. **Do not** rub the injection site.

Other information

- If you have vision problems, **do not** use your pen without help from a person trained to use the ZEPBOUND pen.

Where to learn more

- If you have questions or problems with your ZEPBOUND pen, contact Lilly at 1-800-Lilly-Rx (1-800-545-5979) or call your healthcare provider.
- For more information about the ZEPBOUND pen, visit our website at www.zepbound.com.



**Scan this code to launch
www.zepbound.com**

Marketed by:
Lilly USA, LLC
Indianapolis, IN 46285, USA

ZEPBOUND is a trademark of Eli Lilly and Company.

Copyright © 2023, Eli Lilly and Company. All rights reserved.

This Instructions for Use has been approved by the U.S. Food and Drug Administration.

Issued: November 2023

4.0-ZEP-0000-PEN-IFU-YYYYMMDD

The Lilly logo, featuring the word 'Lilly' in a red, cursive script font.