

## HIGHLIGHTS OF PRESCRIBING INFORMATION

These highlights do not include all the information needed to use SKYRIZI safely and effectively. See full prescribing information for SKYRIZI.

**SKYRIZI® (risankizumab-rzaa) injection, for subcutaneous or intravenous use**  
**Initial U.S. Approval: 2019**

### RECENT MAJOR CHANGES

Indications and Usage, Plaque Psoriasis (1.1) 6/2026  
Dosage and Administration (2.2, 2.3, 2.5, 2.8) 6/2026

### INDICATIONS AND USAGE

SKYRIZI is an interleukin-23 antagonist indicated for the treatment of:

- moderate-to-severe plaque psoriasis in adults and pediatric patients 6 years of age and older who are candidates for systemic therapy or phototherapy. (1.1)
- active psoriatic arthritis in adults. (1.2)
- moderately to severely active Crohn's disease in adults. (1.3)
- moderately to severely active ulcerative colitis in adults. (1.4)

### DOSAGE AND ADMINISTRATION

- For the treatment of Crohn's disease and ulcerative colitis: Obtain liver enzymes and bilirubin levels prior to initiating treatment with SKYRIZI. (2.1, 5.4)
- Complete all age-appropriate vaccinations as recommended by current immunization guidelines (2.1, 5.5)

#### Recommended Dosage

##### Moderate-to-Severe Plaque Psoriasis:

- Adults:
  - 150 mg administered by subcutaneous injection at Week 0, Week 4, and every 12 weeks thereafter. (2.3)
- Pediatric Patients 6 Years of Age and Older:
  - Patients weighing less than 40 kg: 55 mg administered by subcutaneous injection at Week 0, Week 4, and every 12 weeks thereafter. (2.3)
  - Patients weighing 40 kg or greater: 150 mg administered by subcutaneous injection at Week 0, Week 4, and every 12 weeks thereafter. (2.3)

##### Psoriatic Arthritis:

- 150 mg administered by subcutaneous injection at Week 0, Week 4, and every 12 weeks thereafter. (2.4)
- In patients with psoriatic arthritis SKYRIZI can be administered alone or in combination with non-biologic disease-modifying antirheumatic drugs (DMARDs). (2.4)

##### Crohn's Disease:

- The recommended induction dosage is 600 mg administered by intravenous infusion over at least one hour at Week 0, Week 4, and Week 8. The recommended maintenance dosage is 180 mg or 360 mg administered by subcutaneous injection at Week 12, and every 8 weeks thereafter. Use the lowest effective dosage to maintain therapeutic response. (2.6)

##### Ulcerative Colitis:

- The recommended induction dosage is 1,200 mg administered by intravenous infusion over at least two hours at Week 0, Week 4, and Week 8. The recommended maintenance dosage is 180 mg or 360 mg administered by subcutaneous injection at Week 12, and every 8 weeks thereafter. Use the lowest effective dosage to maintain therapeutic response. (2.7)

### DOSAGE FORMS AND STRENGTHS

#### Subcutaneous injection (3)

- Injection: 150 mg/mL in each single-dose prefilled pen.
- Injection: 55 mg/0.37 mL in each single-dose prefilled syringe.
- Injection: 90 mg/mL in each single-dose prefilled syringe.
- Injection: 150 mg/mL in each single-dose prefilled syringe.
- Injection: 180 mg/1.2 mL (150 mg/mL) in each single-dose prefilled syringe.
- Injection: 180 mg/1.2 mL (150 mg/mL) in each single-dose prefilled cartridge.
- Injection: 360 mg/2.4 mL (150 mg/mL) in each single-dose prefilled cartridge.

#### Intravenous infusion (3)

- Injection: 600 mg/10 mL (60 mg/mL) in each single-dose vial.

### CONTRAINDICATIONS

- SKYRIZI is contraindicated in patients with a history of serious hypersensitivity reaction to risankizumab-rzaa or any of the excipients (4)

### WARNINGS AND PRECAUTIONS

- Hypersensitivity Reactions: Serious hypersensitivity reactions, including anaphylaxis, may occur. (5.1)
- Infections: SKYRIZI may increase the risk of infection. Instruct patients to seek medical advice if signs or symptoms of clinically important infection occur. If such an infection develops, do not administer SKYRIZI until the infection resolves. (5.2)
- Tuberculosis (TB): Evaluate for TB prior to initiating treatment with SKYRIZI. (5.3)
- Hepatotoxicity: Drug-induced liver injury during induction treatment of inflammatory bowel disease has been reported. Monitor liver enzymes and bilirubin levels at baseline and, during induction, up to at least 12 weeks of treatment. Monitor thereafter according to routine patient management. (5.4)
- Immunizations: Avoid use of live vaccines. (5.5)

### ADVERSE REACTIONS

Most common adverse reactions are:

- Plaque Psoriasis and Psoriatic Arthritis ( $\geq 1\%$ ): upper respiratory infections, headache, fatigue, injection site reactions, and tinea infections. (6.1)
- Crohn's Disease ( $>3\%$ ):
  - *Induction*: upper respiratory infections, headache, and arthralgia. (6.1)
  - *Maintenance*: arthralgia, abdominal pain, injection site reactions, anemia, pyrexia, back pain, arthropathy, and urinary tract infection. (6.1)
- Ulcerative Colitis ( $\geq 3\%$ ):
  - *Induction*: arthralgia. (6.1)
  - *Maintenance*: arthralgia, pyrexia, injection site reactions, and rash. (6.1)

To report SUSPECTED ADVERSE REACTIONS, contact AbbVie Inc. at 1-800-633-9110 or FDA at 1-800-FDA-1088 or [www.fda.gov/medwatch](http://www.fda.gov/medwatch).

See 17 for PATIENT COUNSELING INFORMATION and Medication Guide.

Revised: 6/2026

---

**FULL PRESCRIBING INFORMATION: CONTENTS\***

**1 INDICATIONS AND USAGE**

- 1.1 Plaque Psoriasis
- 1.2 Psoriatic Arthritis
- 1.3 Crohn's Disease
- 1.4 Ulcerative Colitis

**2 DOSAGE AND ADMINISTRATION**

- 2.1 Procedures Prior to Treatment Initiation
- 2.2 General Considerations for Administration
- 2.3 Recommended Dosage for Moderate-to-Severe Plaque Psoriasis
- 2.4 Recommended Dosage for Psoriatic Arthritis
- 2.5 Preparation and Administration Instructions (Plaque Psoriasis and Psoriatic Arthritis)
- 2.6 Recommended Dosage for Crohn's Disease
- 2.7 Recommended Dosage for Ulcerative Colitis
- 2.8 Preparation and Administration Instructions (Crohn's Disease and Ulcerative Colitis)

**3 DOSAGE FORMS AND STRENGTHS**

**4 CONTRAINDICATIONS**

**5 WARNINGS AND PRECAUTIONS**

- 5.1 Hypersensitivity Reactions
- 5.2 Infections
- 5.3 Tuberculosis
- 5.4 Hepatotoxicity
- 5.5 Immunizations

**6 ADVERSE REACTIONS**

- 6.1 Clinical Trials Experience

- 6.2 Postmarketing Experience

**8 USE IN SPECIFIC POPULATIONS**

- 8.1 Pregnancy

- 8.2 Lactation

- 8.4 Pediatric Use

- 8.5 Geriatric Use

**11 DESCRIPTION**

**12 CLINICAL PHARMACOLOGY**

- 12.1 Mechanism of Action

- 12.2 Pharmacodynamics

- 12.3 Pharmacokinetics

- 12.6 Immunogenicity

**13 NONCLINICAL TOXICOLOGY**

- 13.1 Carcinogenesis, Mutagenesis, Impairment of Fertility

**14 CLINICAL STUDIES**

- 14.1 Clinical Trials in Subjects with Moderate-to-Severe Plaque Psoriasis

- 14.2 Psoriatic Arthritis

- 14.3 Crohn's Disease

- 14.4 Ulcerative Colitis

**16 HOW SUPPLIED/STORAGE AND HANDLING**

**17 PATIENT COUNSELING INFORMATION**

\*Sections or subsections omitted from the full prescribing information are not listed.

## FULL PRESCRIBING INFORMATION

### 1 INDICATIONS AND USAGE

#### 1.1 Plaque Psoriasis

SKYRIZI® is indicated for the treatment of moderate-to-severe plaque psoriasis in adults and pediatric patients 6 years of age and older who are candidates for systemic therapy or phototherapy.

#### 1.2 Psoriatic Arthritis

SKYRIZI is indicated for the treatment of active psoriatic arthritis in adults.

#### 1.3 Crohn's Disease

SKYRIZI is indicated for the treatment of moderately to severely active Crohn's disease in adults.

#### 1.4 Ulcerative Colitis

SKYRIZI is indicated for the treatment of moderately to severely active ulcerative colitis in adults.

### 2 DOSAGE AND ADMINISTRATION

#### 2.1 Procedures Prior to Treatment Initiation

- For the treatment of Crohn's disease and ulcerative colitis, obtain liver enzymes and bilirubin levels prior to initiating treatment with SKYRIZI [see *Warnings and Precautions (5.4)*]
- Evaluate patients for tuberculosis (TB) infection prior to initiating treatment with SKYRIZI [see *Warnings and Precautions (5.3)*]
- Complete all age appropriate vaccinations as recommended by current immunization guidelines [see *Warnings and Precautions (5.5)*]

#### 2.2 General Considerations for Administration

- Visually inspect SKYRIZI for particulate matter and discoloration prior to administration. The solution may contain a few translucent to white particles.
  - SKYRIZI 55 mg/0.37 mL prefilled syringe, 150 mg/mL prefilled pen or prefilled syringe, 180 mg/1.2 mL prefilled syringe or prefilled cartridge, and 360 mg/2.4 mL prefilled cartridge: a colorless to yellow, and clear to slightly opalescent solution.
  - SKYRIZI 90 mg/mL prefilled syringe and 600 mg/10 mL vial: a colorless to slightly yellow, and clear to slightly opalescent solution.
  - Do not use if the solution contains large particles or is cloudy or discolored.

- Discard after use. Do not reuse.

### 2.3 Recommended Dosage for Moderate-to-Severe Plaque Psoriasis

#### Adults

The recommended dosage for adults is 150 mg administered by subcutaneous injection at Week 0, Week 4, and every 12 weeks thereafter.

#### Pediatric Patients 6 Years of Age and Older

The recommended dosage for pediatric patients 6 years of age and older is based on body weight (see Table 1) and administered by subcutaneous injection at Week 0, Week 4, and every 12 weeks thereafter.

**Table 1. Recommended Dose of SKYRIZI for Pediatric Patients 6 Years of Age and Older with Moderate-to-Severe Plaque Psoriasis**

Body Weight	Recommended Dose
less than 40 kg	55 mg
40 kg or greater	150 mg

### 2.4 Recommended Dosage for Psoriatic Arthritis

The recommended dosage is 150 mg administered by subcutaneous injection at Week 0, Week 4, and every 12 weeks thereafter.

SKYRIZI may be administered alone or in combination with non-biologic disease-modifying antirheumatic drugs (DMARDs).

### 2.5 Preparation and Administration Instructions (Moderate-to-Severe Plaque Psoriasis and Psoriatic Arthritis)

- Administer SKYRIZI 55 mg/0.37 mL prefilled syringe, 150 mg/mL prefilled pen or prefilled syringe subcutaneously.
- Provide proper training to patients and/or caregivers on the subcutaneous injection technique of SKYRIZI. After proper training:

#### Adults

- Adults may self-inject SKYRIZI.

#### Pediatric Patients 6 Years of Age and Older

- For pediatric patients 10 years of age and older, it is recommended that SKYRIZI be administered by or under the supervision of an adult.
- For pediatric patients 6 to less than 10 years of age, SKYRIZI should be administered by an adult.
- Before injecting, remove the carton with SKYRIZI from the refrigerator and without removing the prefilled pen or prefilled syringe from the carton, allow SKYRIZI to reach room temperature out of direct sunlight (30 to 90 minutes for the prefilled pen and 15 to 30 minutes for the prefilled syringe).

- Do not inject into areas where the skin is tender, bruised, erythematous, indurated or affected by psoriasis. Administration of SKYRIZI in the upper, outer arm may only be performed by a healthcare professional or caregiver.
- If a dose is missed, administer the dose as soon as possible. Thereafter, resume dosing at the regular scheduled time.

The SKYRIZI “Instructions for Use” contains more detailed instructions on the preparation and administration of SKYRIZI [see *Instructions for Use*]. Instruct the patient to read the Instructions for Use before administration.

## **2.6 Recommended Dosage for Crohn’s Disease**

### Adult Patients: Induction

The recommended induction dosage of SKYRIZI is 600 mg administered by intravenous infusion over a period of at least one hour at Week 0, Week 4, and Week 8.

### Adult Patients: Maintenance

The recommended maintenance dosage of SKYRIZI is 180 mg or 360 mg administered by subcutaneous injection at Week 12, and every 8 weeks thereafter. Use the lowest effective dosage needed to maintain therapeutic response.

## **2.7 Recommended Dosage for Ulcerative Colitis**

### Adult Patients: Induction

The recommended induction dosage of SKYRIZI is 1,200 mg administered by intravenous infusion over a period of at least two hours at Week 0, Week 4, and Week 8.

### Adult Patients: Maintenance

The recommended maintenance dosage of SKYRIZI is 180 mg or 360 mg administered by subcutaneous injection at Week 12, and every 8 weeks thereafter. Use the lowest effective dosage needed to maintain therapeutic response.

## **2.8 Preparation and Administration Instructions (Crohn’s Disease and Ulcerative Colitis)**

### Intravenous Induction Dosing Regimen:

1. SKYRIZI vial for intravenous administration is intended for administration by a healthcare provider using aseptic technique.
2. Prior to intravenous administration, determine the dose and number of SKYRIZI vials needed based on the patient’s indication (see table below). Withdraw 10 mL of SKYRIZI solution from a vial (600 mg/10 mL) and inject into an intravenous infusion bag or glass bottle containing 5% Dextrose Injection or 0.9% Sodium Chloride Injection (see Table 2 below) for a final concentration of approximately 1.2 mg/mL to 6 mg/mL. Discard any remaining solution in the vial.

### **Table 2. Total Volume of Diluent Required for Intravenous Induction Dose**

<b>Indication</b>	<b>Intravenous Induction Dose</b>	<b>Number of SKYRIZI 600 mg/10 mL Vials</b>	<b>Total Volume of 5% Dextrose or 0.9% Sodium Chloride Injection</b>
Crohn's disease	600 mg	1	100 mL, or 250 mL, or 500 mL
Ulcerative colitis	1,200 mg	2	250 mL, or 500 mL

3. Infuse the diluted solution intravenously over a period of at least one hour for the SKYRIZI 600 mg dose; at least two hours for the SKYRIZI 1,200 mg dose. If stored refrigerated, allow the diluted SKYRIZI solution in the infusion bag or glass bottle to warm to room temperature prior to the start of the intravenous infusion.
4. Do not administer SKYRIZI diluted solution concomitantly in the same intravenous line with other medicinal products.

Handling and Storage of the Vial and the Diluted Solution:

- Do not shake the vial or diluted solution in the infusion bag or glass bottle.
- Use the prepared infusion immediately. If not used immediately, store the diluted SKYRIZI solution refrigerated and protected from light for up to 20 hours between 36°F to 46°F (2°C to 8°C).
- Immediately after preparation or removal from refrigeration, the diluted SKYRIZI solution can be stored at room temperature at up to 77°F (25°C) (protected from sunlight) for up to 8 hours. Storage time at room temperature begins once the diluted solution has been prepared. The infusion should be completed within 8 hours after dilution in the infusion bag.
- Exposure to indoor light is acceptable during room temperature storage and administration.
- Do not freeze.

Subcutaneous Maintenance Dosing Regimen:

*Using the single-dose 180 mg or 360 mg prefilled cartridge with On-Body Injector:*

- SKYRIZI is intended for use under the guidance and supervision of a healthcare professional.
- Patients may self-inject SKYRIZI using the on-body injector with prefilled cartridge after training in subcutaneous injection technique. Provide proper training to patients and/or caregivers on the subcutaneous injection technique of SKYRIZI.
- Before using the on-body injector with prefilled cartridge, remove the carton from the refrigerator and allow to reach room temperature out of direct sunlight (45 to 90 minutes) without removing the prefilled cartridge or on-body injector from the carton.
- Use the on-body injector to administer SKYRIZI 180 mg/1.2 mL or SKYRIZI 360 mg/2.4 mL prefilled cartridge subcutaneously on thigh or abdomen.
- Start the injection within 5 minutes after inserting the prefilled cartridge into the On-Body Injector.

- Do not inject into areas where the skin is tender, bruised, erythematous, indurated or affected by any lesions.
- If a dose is missed, administer the dose as soon as possible. Thereafter, resume dosing at the regular scheduled time.

The SKYRIZI “Instructions for Use” contains more detailed instructions on the preparation and administration of SKYRIZI [see *Instructions for Use*]. Instruct the patient to read the Instructions for Use before administration.

*Using the 90 mg/mL or 180 mg/1.2 mL prefilled syringe:*

- Administer each SKYRIZI 90 mg/mL or 180 mg/1.2 mL prefilled syringe subcutaneously.
- Patients may self-inject SKYRIZI after training in subcutaneous injection technique. Provide proper training to patients and/or caregivers on the subcutaneous injection technique of SKYRIZI.
- Before injecting, remove the carton from the refrigerator and without removing the prefilled syringes from the carton, allow SKYRIZI to reach room temperature out of direct sunlight (15 to 30 minutes).
- Use the 90 mg/mL or 180 mg/1.2 mL prefilled syringe(s) to administer SKYRIZI 180 mg or SKYRIZI 360 mg subcutaneously as follows:
  - 180 mg maintenance dose:
    - SKYRIZI 90 mg/mL prefilled syringes: Two 90 mg prefilled syringes are required. Inject one prefilled syringe after the other in different anatomic locations (such as thighs or abdomen).
    - SKYRIZI 180 mg/1.2 mL prefilled syringe: One 180 mg prefilled syringe is required.
  - 360 mg maintenance dose:
    - SKYRIZI 90 mg/mL prefilled syringes: Four 90 mg prefilled syringes are required. Inject one prefilled syringe after the other in different anatomic locations (such as thighs or abdomen).
    - SKYRIZI 180 mg/1.2 mL prefilled syringes: Two 180 mg prefilled syringes are required. Inject one prefilled syringe after the other in different anatomic locations (such as thighs or abdomen).
- Do not inject into areas where the skin is tender, bruised, erythematous, indurated or affected by any lesions. Administration of SKYRIZI in the upper, outer arm may only be performed by a healthcare professional or caregiver.
- If a dose is missed, administer the dose as soon as possible. Thereafter, resume dosing at the regular scheduled time.

The SKYRIZI “Instructions for Use” contains more detailed instructions on the preparation and administration of SKYRIZI [see *Instructions for Use*]. Instruct the patient to read the Instructions for Use before administration.

### 3 DOSAGE FORMS AND STRENGTHS

#### Subcutaneous Injection

##### SKYRIZI Pen

- Injection: 150 mg/mL as a colorless to yellow and clear to slightly opalescent solution in each single-dose prefilled pen.

##### SKYRIZI Prefilled Syringe

- Injection: 55 mg/0.37 mL as a colorless to yellow and clear to slightly opalescent solution in each single-dose prefilled syringe.
- Injection: 90 mg/mL as a colorless to slightly yellow and clear to slightly opalescent solution in each single-dose prefilled syringe.
- Injection: 150 mg/mL as a colorless to yellow and clear to slightly opalescent solution in each single-dose prefilled syringe.
- Injection: 180 mg/1.2 mL (150 mg/mL) as a colorless to yellow and clear to slightly opalescent solution in each single-dose prefilled syringe.

##### SKYRIZI Prefilled Cartridge with Supplied On-Body Injector

- Injection: 180 mg/1.2 mL (150 mg/mL) as a colorless to yellow, and clear to slightly opalescent solution in each single-dose prefilled cartridge for use with the on-body injector.
- Injection: 360 mg/2.4 mL (150 mg/mL) as a colorless to yellow, and clear to slightly opalescent solution in each single-dose prefilled cartridge for use with the on-body injector.

#### Intravenous Infusion

##### SKYRIZI Vial

- Injection: 600 mg/10 mL (60 mg/mL) as a colorless to slightly yellow, and clear to slightly opalescent solution in each single-dose vial.

### 4 CONTRAINDICATIONS

SKYRIZI is contraindicated in patients with a history of serious hypersensitivity reaction to risankizumab-rzaa or any of the excipients [see *Warnings and Precautions (5.1)*].

### 5 WARNINGS AND PRECAUTIONS

#### 5.1 Hypersensitivity Reactions

Serious hypersensitivity reactions, including anaphylaxis, have been reported with use of SKYRIZI. If a serious hypersensitivity reaction occurs, discontinue SKYRIZI and initiate appropriate therapy immediately [see *Adverse Reactions (6.1)*].

## 5.2 Infections

SKYRIZI may increase the risk of infections [see *Adverse Reactions (6.1)*].

Treatment with SKYRIZI should not be initiated in patients with any clinically important active infection until the infection resolves or is adequately treated.

In patients with a chronic infection or a history of recurrent infection, consider the risks and benefits prior to prescribing SKYRIZI. Instruct patients to seek medical advice if signs or symptoms of clinically important infection occur. If a patient develops such an infection or is not responding to standard therapy, monitor the patient closely and do not administer SKYRIZI until the infection resolves.

## 5.3 Tuberculosis

Evaluate patients for tuberculosis (TB) infection prior to initiating treatment with SKYRIZI. Across the Phase 3 psoriasis clinical studies, of the 72 subjects with latent TB who were concurrently treated with SKYRIZI and appropriate TB prophylaxis during the studies, none developed active TB during the mean follow-up of 61 weeks on SKYRIZI. Two subjects taking isoniazid for treatment of latent TB discontinued treatment due to liver injury. Of the 31 subjects from the PsO-3 study with latent TB who did not receive prophylaxis during the study, none developed active TB during the mean follow-up of 55 weeks on SKYRIZI. Consider anti-TB therapy prior to initiating SKYRIZI in patients with a past history of latent or active TB in whom an adequate course of treatment cannot be confirmed. Monitor patients for signs and symptoms of active TB during and after SKYRIZI treatment. Do not administer SKYRIZI to patients with active TB.

## 5.4 Hepatotoxicity

A serious adverse reaction of drug-induced liver injury in conjunction with a rash that required hospitalization was reported in a patient with Crohn's disease (ALT 54x ULN, AST 30x ULN, and total bilirubin 2.2x ULN) following two 600 mg intravenous doses of SKYRIZI. The liver test abnormalities resolved following administration of steroids. SKYRIZI was subsequently discontinued.

For the treatment of Crohn's disease and ulcerative colitis, evaluate liver enzymes and bilirubin at baseline, and during induction at least up to 12 weeks of treatment. Monitor thereafter according to routine patient management.

Consider other treatment options in patients with evidence of liver cirrhosis.

Prompt investigation of the cause of liver enzyme elevation is recommended to identify potential cases of drug-induced liver injury. Interrupt treatment if drug-induced liver injury is suspected, until this diagnosis is excluded. Instruct patients to seek immediate medical attention if they experience symptoms suggestive of hepatic dysfunction.

## 5.5 Immunizations

Avoid use of live vaccines in patients treated with SKYRIZI. Drugs that interact with the immune system may increase the risk of infection following administration of live vaccines. Prior to initiating therapy with SKYRIZI, complete all age-appropriate vaccinations according to

current immunization guidelines. No data are available on the response to live or inactive vaccines.

## 6 ADVERSE REACTIONS

The following adverse reactions are discussed in other sections of labeling:

- Hypersensitivity Reactions [see Warnings and Precautions (5.1)]
- Infections [see Warnings and Precautions (5.2)]
- Tuberculosis [see Warnings and Precautions (5.3)]
- Hepatotoxicity [see Warnings and Precautions (5.4)]

### 6.1 Clinical Trials Experience

Because clinical trials are conducted under widely varying conditions, adverse drug reaction rates observed in the clinical trials of a drug cannot be directly compared with rates in the clinical trials of another drug and may not reflect the rates observed in practice.

#### Adverse Reactions in Adults with Plaque Psoriasis

A total of 2234 adults were treated with SKYRIZI in clinical development trials in plaque psoriasis. Of these, 1208 subjects with plaque psoriasis were exposed to SKYRIZI for at least one year.

Data from placebo- and active-controlled trials were pooled to evaluate the safety of SKYRIZI for up to 16 weeks. In total, 1306 subjects were evaluated in the SKYRIZI 150 mg group.

Table 3 summarizes the adverse reactions that occurred at a rate of at least 1% and at a higher rate in the SKYRIZI group than the placebo group during the 16-week controlled period of pooled clinical trials.

**Table 3. Adverse Reactions Occurring in  $\geq$  1% of Adults with Plaque Psoriasis on SKYRIZI through Week 16**

Adverse Drug Reactions	SKYRIZI N = 1306 n (%)	Placebo N = 300 n (%)
Upper respiratory infections <sup>a</sup>	170 (13)	29 (9.7)
Headache <sup>b</sup>	46 (3.5)	6 (2)
Fatigue <sup>c</sup>	33 (2.5)	3 (1)
Injection site reactions <sup>d</sup>	19 (1.5)	3 (1)
Tinea infections <sup>e</sup>	15 (1.1)	1 (0.3)

<sup>a</sup> Includes: respiratory tract infection (viral, bacterial or unspecified), sinusitis (including acute), rhinitis, nasopharyngitis, pharyngitis (including viral), tonsillitis  
<sup>b</sup> Includes: headache, tension headache, sinus headache, cervicogenic headache  
<sup>c</sup> Includes: fatigue, asthenia  
<sup>d</sup> Includes: injection site bruising, erythema, extravasation, hematoma, hemorrhage, infection, inflammation, irritation, pain, pruritus, reaction, swelling, warmth  
<sup>e</sup> Includes: tinea pedis, tinea cruris, body tinea, tinea versicolor, tinea manuum, tinea infection, onychomycosis

Adverse reactions that occurred in < 1% but > 0.1% of subjects in the SKYRIZI group and at a higher rate than in the placebo group through Week 16 were folliculitis and urticaria.

#### *Specific Adverse Reactions*

Infections: In the first 16 weeks, infections occurred in 22.1% of the SKYRIZI group (90.8 events per 100 patient-years) compared with 14.7% of the placebo group (56.5 events per 100 patient-years) and did not lead to discontinuation of SKYRIZI. The rates of serious infections for the SKYRIZI group and the placebo group were  $\leq 0.4\%$ . Serious infections in the SKYRIZI group included cellulitis, osteomyelitis, sepsis, and herpes zoster. In Trials PsO-1 and PsO-2, through Week 52, the rate of infections (73.9 events per 100 patient-years) was similar to the rate observed during the first 16 weeks of treatment.

#### *Safety Through Week 52*

Through Week 52, no new adverse reactions were identified, and the rates of the adverse reactions were similar to those observed during the first 16 weeks of treatment. During this period, serious infections that led to trial discontinuation included pneumonia.

#### *Plaque Psoriasis of the Scalp or Genital Area*

The overall safety profile observed in clinical trials of adults with moderate-to-severe plaque psoriasis of the scalp or genital area treated with SKYRIZI is generally consistent with the safety profile observed in previous clinical trials of adults with moderate-to-severe plaque psoriasis [see *Clinical Studies (14.1)*].

#### Adverse Reactions in Pediatric Subjects 6 Years of Age and Older with Plaque Psoriasis

The safety of SKYRIZI was evaluated in a four-part trial that included 137 pediatric subjects 6 years of age and older with moderate-to-severe plaque psoriasis [see *Clinical Studies (14.1)*]. Overall, the safety profile observed in pediatric subjects 6 years of age and older treated with SKYRIZI for up to 52 weeks was consistent with the safety profile observed in adult subjects with moderate-to-severe plaque psoriasis.

#### Psoriatic Arthritis

The overall safety profile observed in subjects with psoriatic arthritis treated with SKYRIZI is generally consistent with the safety profile in subjects with plaque psoriasis. Additionally, in the Phase 3 placebo-controlled trials the incidence of hepatic events was higher in the SKYRIZI group (5.4%, 16.7 events per 100 patient-years) compared to the placebo group (3.9%, 12.6 events per 100 patient-years). Of these, the most common events that were reported more frequently in both the placebo group and the SKYRIZI group were ALT increased (placebo: n=12 (1.7%); SKYRIZI: n=16 (2.3%)), AST increased (placebo: n=9 (1.3%); SKYRIZI: n=13 (1.8%)), and GGT increased (placebo: n=5 (0.7%); SKYRIZI: n=8 (1.1%)). There were no serious hepatic events reported. The incidence of hypersensitivity reactions was higher in the SKYRIZI group (n=16, 2.3%) compared to the placebo group (n=9, 1.3%). In the Phase 3 placebo-controlled trials, hypersensitivity reactions reported at a higher rate in the SKYRIZI group included rash (placebo: n=4 (0.6%); SKYRIZI: n=5 (0.7%)), allergic rhinitis (placebo: n=1 (0.1%); SKYRIZI: n=2 (0.3%)), and facial swelling (placebo: n=0 (0.0%); SKYRIZI n=1 (0.1%)). One case of anaphylaxis was reported in a subject who received SKYRIZI in the Phase 2 clinical trial.

## Crohn's Disease

SKYRIZI was studied up to 12 weeks in subjects with moderately to severely active Crohn's disease in two randomized, double-blind, placebo-controlled induction trials (CD-1, CD-2) and a randomized, double-blind, placebo-controlled, dose-finding trial (CD-4; NCT02031276). Long-term safety up to 52 weeks was evaluated in subjects who responded to induction therapy in a randomized, double-blind, placebo-controlled maintenance trial (CD-3) [see *Clinical Studies (14.3)*].

In the two induction trials (CD-1, CD-2) and the dose finding trial (CD-4), 620 subjects received the SKYRIZI intravenous induction regimen at Weeks 0, 4 and 8. In the maintenance trial (CD-3), 297 subjects who achieved clinical response, defined as a reduction in CDAI of at least 100 points from baseline after 12 weeks of induction treatment with intravenous SKYRIZI in trials CD-1 and CD-2, received a maintenance regimen of SKYRIZI either 180 mg or 360 mg subcutaneously at Week 12 and every 8 weeks thereafter for up to an additional 52 weeks.

Adverse reactions reported in > 3% of subjects in induction trials and at a higher rate than placebo are shown in Table 4.

**Table 4. Adverse Drug Reactions Reported in > 3% of Subjects with Crohn's Disease Treated with SKYRIZI in Placebo-Controlled 12-Week Induction Trials (CD-1, CD-2, and CD-4)**

Adverse Drug Reactions	SKYRIZI 600 mg Intravenous Infusion <sup>a</sup> N = 620 n (%)	Placebo N = 432 n (%)
Upper respiratory infections <sup>b</sup>	66 (10.6)	40 (9.3)
Headache <sup>c</sup>	41 (6.6)	24 (5.6)
Arthralgia	31 (5)	19 (4.4)

<sup>a</sup> SKYRIZI 600 mg as an intravenous infusion at Week 0, Week 4, and Week 8.  
<sup>b</sup> Includes: influenza like illness, nasopharyngitis, influenza, pharyngitis, upper respiratory tract infection, viral upper respiratory tract infection, COVID-19, nasal congestion, respiratory tract infection viral, viral pharyngitis, tonsillitis, upper respiratory tract inflammation  
<sup>c</sup> Includes: headache, tension headache

Adverse reactions reported in >3% of subjects in the maintenance trial and at a higher rate than placebo are shown in Table 5.

**Table 5. Adverse Reactions Reported in >3% of Subjects with Crohn's Disease Treated with SKYRIZI<sup>a</sup> in Placebo-Controlled 52-Week Maintenance Trial (CD-3)**

Adverse Drug Reactions	SKYRIZI 180 mg Subcutaneous Injection N = 155 n (%)	SKYRIZI 360 mg Subcutaneous Injection N = 142 n (%)	Placebo N = 143 n (%)
Arthralgia	13 (8.4)	13 (9.2)	12 (8.4)
Abdominal pain <sup>b</sup>	9 (5.8)	12 (8.5)	6 (4.2)
Injection site reactions <sup>c,d</sup>	7 (4.5)	8 (5.6)	4 (2.8)

<b>Adverse Drug Reactions</b>	<b>SKYRIZI 180 mg Subcutaneous Injection N = 155 n (%)</b>	<b>SKYRIZI 360 mg Subcutaneous Injection N = 142 n (%)</b>	<b>Placebo N = 143 n (%)</b>
Anemia	7 (4.5)	7 (4.9)	6 (4.2)
Pyrexia	4 (2.6)	7 (4.9)	4 (2.8)
Back pain	3 (1.9)	6 (4.2)	3 (2.1)
Arthropathy	1 (0.6)	5 (3.5)	2 (1.4)
Urinary tract infection	1 (0.6)	5 (3.5)	4 (2.8)

<sup>a</sup> SKYRIZI 180 mg or 360 mg at Week 12 and every 8 weeks thereafter for up to an additional 52 weeks  
<sup>b</sup> Includes: abdominal pain, abdominal pain upper, abdominal pain lower  
<sup>c</sup> Includes: injection site rash, injection site erythema, injection site swelling, injection site urticaria, injection site warmth, injection site pain, injection site hypersensitivity, injection site reaction  
<sup>d</sup> Some subjects had multiple occurrences of injection site reactions. In this table, injection site reactions are counted only once per subject for the rate calculations.

### *Specific Adverse Drug Reactions*

- **Infections:** In the maintenance trial (CD-3) through Week 52, the rate of infections was 32.3% (50.2 events per 100 patient-years) in subjects who received SKYRIZI 180 mg and 36.6% (60.8 events per 100 patient-years) in subjects who received SKYRIZI 360 mg compared to 36.4% (60.3 events per 100 patient-years) in subjects who received placebo after SKYRIZI induction. The rate of serious infections was 2.6% (2.7 events per 100 patient-years) in subjects who received SKYRIZI 180 mg and 5.6% (7.4 events per 100 patient-years) in subjects who received SKYRIZI 360 mg compared to 2.1% (2.4 events per 100 patient-years) in subjects who received placebo after SKYRIZI induction.
- **Lipid Elevations:** Elevations in lipid parameters (total cholesterol and low-density lipoprotein cholesterol [LDL-C]) were first assessed at 4 weeks following initiation of SKYRIZI in the induction trials (CD-1, CD-2). Increases from baseline and increases relative to placebo were observed at Week 4 and remained stable to Week 12. Following SKYRIZI induction, mean total cholesterol increased by 9.4 mg/dL from baseline to a mean absolute value of 175.1 mg/dL at Week 12. Similarly, mean LDL-C increased by 6.6 mg/dL from baseline to a mean absolute value of 92.6 mg/dL at Week 12. Mean LDL-C increased by 3.1 mg/dL from baseline to a mean absolute value of 99 mg/dL at Week 52 with SKYRIZI 180 mg maintenance treatment and by 2.3 mg/dL from baseline to a mean absolute value of 102.2 mg/dL at Week 52 with SKYRIZI 360 mg maintenance treatment (CD-3).

### Ulcerative Colitis

SKYRIZI was studied up to 12 weeks in subjects with moderately to severely active ulcerative colitis in a randomized, double-blind, placebo-controlled induction trial (UC-1) and a randomized, double-blind, placebo-controlled, dose-finding trial (UC-3). Long-term safety up to 52 weeks was evaluated in subjects who responded to induction therapy in a randomized, double-blind, placebo-controlled maintenance trial (UC-2) [see *Clinical Studies (14.4)*].

In the induction trials (UC-1 and UC-3), 712 subjects received the SKYRIZI 1,200 mg intravenous induction regimen at Weeks 0, 4 and 8. In the maintenance trial (UC-2), 347 subjects who achieved clinical response, defined as a decrease in mMS of  $\geq 2$  points and  $\geq 30\%$  from baseline and a decrease in RBS  $\geq 1$  from baseline or an absolute RBS  $\leq 1$ , received a maintenance regimen of SKYRIZI either 180 mg or 360 mg subcutaneously at Week 12 and every 8 weeks thereafter for up to an additional 52 weeks.

The adverse reaction reported in  $\geq 3\%$  subjects treated with SKYRIZI in the ulcerative colitis induction trials (UC-1 and UC-3) and at a higher rate than placebo was arthralgia (3% SKYRIZI vs 1% placebo).

Adverse reactions reported in  $\geq 3\%$  of subjects treated with SKYRIZI in the maintenance trial (UC-2) and at a higher rate than placebo are shown in Table 6.

**Table 6. Adverse Reactions Reported in  $\geq 3\%$  of Subjects with Ulcerative Colitis Treated with SKYRIZI<sup>a</sup> in Placebo-Controlled 52-Week Maintenance Trial (UC-2)**

Adverse Drug Reactions	SKYRIZI 180 mg Subcutaneous Injection N = 170 n (%)	SKYRIZI 360 mg Subcutaneous Injection N = 177 n (%)	Placebo N = 173 n (%)
Arthralgia	9 (5.3)	17 (9.6)	8 (4.6)
Pyrexia	8 (4.7)	7 (4)	6 (3.5)
Injection site reactions <sup>b,c</sup>	5 (2.9)	5 (2.8)	2 (1.2)
Rash <sup>d</sup>	7 (4.1)	1 (0.6)	3 (1.7)

<sup>a</sup> SKYRIZI 180 mg or 360 mg at Week 12 and every 8 weeks thereafter for up to an additional 52 weeks  
<sup>b</sup> Includes: application site pain, injection site erythema, injection site pain, injection site pruritus, injection site reaction  
<sup>c</sup> Some subjects had multiple occurrences of injection site reactions. In this table, injection site reactions are counted only once per subject for the rate calculations.  
<sup>d</sup> Includes: rash and rash macular

### *Specific Adverse Drug Reactions*

The rates of infections, serious infections, and lipid elevations in subjects with UC who received SKYRIZI compared to subjects who received placebo in the induction trials (UC-1 and UC-3) and maintenance trial (UC-2) were similar to the rates in subjects with CD who received SKYRIZI compared to subjects who received placebo in the induction trials (CD-1, CD-2, and CD-4) and maintenance trial (CD-3).

## **6.2 Postmarketing Experience**

The following adverse reactions have been reported during post-approval of SKYRIZI. Because these reactions are reported voluntarily from a population of uncertain size, it is not always possible to reliably estimate their frequency or establish a causal relationship to SKYRIZI exposure:

- *Skin and subcutaneous tissue disorders*: eczema and rash

## 8 USE IN SPECIFIC POPULATIONS

### 8.1 Pregnancy

#### Pregnancy Exposure Registry

There is a pregnancy exposure registry that monitors outcomes in women who become pregnant while treated with SKYRIZI. Patients should be encouraged to enroll by calling 1-877-302-2161 or visiting <http://glowpregnancyregistry.com>.

#### Risk Summary

Available pharmacovigilance and clinical trial data with risankizumab use in pregnant women are insufficient to establish a drug-associated risk of major birth defects, miscarriage or other adverse maternal or fetal outcomes. Although there are no data on risankizumab-rzaa, monoclonal antibodies can be actively transported across the placenta, and SKYRIZI may cause immunosuppression in the in utero-exposed infant. There are adverse pregnancy outcomes in women with inflammatory bowel disease (*see Clinical Considerations*).

In an enhanced pre- and post-natal developmental toxicity study, pregnant cynomolgus monkeys were administered subcutaneous doses of 5 or 50 mg/kg risankizumab-rzaa once weekly during the period of organogenesis up to parturition. Increased fetal/infant loss was noted in pregnant monkeys at the 50 mg/kg dose (*see Data*). The 50 mg/kg dose in pregnant monkeys resulted in approximately 5 times the exposure (AUC) in humans administered the maximum recommended induction dose (1,200 mg) and 32 times the exposure (AUC) to the maximum recommended maintenance dose (360 mg). No risankizumab-rzaa-related effects on functional or immunological development were observed in infant monkeys from birth through 6 months of age. The clinical significance of these findings for humans is unknown.

All pregnancies have a background risk of birth defect, loss, or other adverse outcomes. The background risk of major birth defects and miscarriage for the indicated population is unknown. In the U.S. general population, the estimated background risk of major birth defects and miscarriage in clinically recognized pregnancies is 2% to 4% and 15% to 20%, respectively.

#### Clinical Considerations

##### *Disease-associated maternal and embryo/fetal risk*

Published data suggest that the risk of adverse pregnancy outcomes in women with inflammatory bowel disease is associated with increased disease activity. Adverse pregnancy outcomes include preterm delivery (before 37 weeks of gestation), low birth weight (less than 2,500 g) infants, and small for gestational age at birth.

##### *Fetal/Neonatal adverse reactions*

Transport of endogenous IgG antibodies across the placenta increases as pregnancy progresses, and peaks during the third trimester. Therefore, SKYRIZI may be present in infants exposed *in utero*. The potential clinical impact of risankizumab exposure in infants exposed *in utero* should be considered.

#### Data

##### *Animal Data*

An enhanced pre- and post-natal developmental toxicity study was conducted in cynomolgus monkeys. Pregnant cynomolgus monkeys were administered weekly subcutaneous doses of risankizumab-rzaa of 5 or 50 mg/kg from gestation day 20 to parturition, and the cynomolgus monkeys (mother and infants) were monitored for 6 months after delivery. No maternal toxicity was noted in this study. There were no treatment-related effects on growth and development, malformations, developmental immunotoxicology, or neurobehavioral development. However, a dose-dependent increase in fetal/infant loss was noted in the risankizumab-rzaa-treated groups (32% and 43% in the 5 mg/kg and 50 mg/kg groups, respectively) compared with the vehicle control group (19%). The increased fetal/infant loss in the 50 mg/kg group was considered to be related to risankizumab-rzaa treatment. The no-observed adverse effect level (NOAEL) for maternal toxicity was identified as 50 mg/kg, and the NOAEL for developmental toxicity was identified as 5 mg/kg. The 5 mg/kg dose in pregnant monkeys resulted in approximately 0.6 times the exposure (AUC) in humans administered the maximum recommended induction dose (1,200 mg) and 5 times the exposure (AUC) in humans administered the maximum recommended maintenance dose (360 mg). In the infants, mean serum concentrations increased in a dose-dependent manner and were approximately 17%-86% of the respective maternal concentrations. Following delivery, most adult female cynomolgus monkeys and all infants from the risankizumab-rzaa-treated groups had measurable serum concentrations of risankizumab-rzaa up to 91 days postpartum. Serum concentrations were below detectable levels at 180 days postpartum.

## **8.2 Lactation**

### Risk Summary

There are no data on the presence of risankizumab-rzaa in human milk, the effects on the breastfed infant, or the effects on milk production. Endogenous maternal IgG and monoclonal antibodies are transferred in human milk. The effects of local gastrointestinal exposure and limited systemic exposure in the breastfed infant to risankizumab-rzaa are unknown. The developmental and health benefits of breastfeeding should be considered along with the mother's clinical need for SKYRIZI and any potential adverse effects on the breastfed infant from SKYRIZI or from the underlying maternal condition.

## **8.4 Pediatric Use**

### Moderate-to-Severe Plaque Psoriasis

The safety and effectiveness of SKYRIZI for the treatment of moderate-to-severe plaque psoriasis have been established in pediatric patients 6 years of age and older who are candidates for systemic therapy or phototherapy.

Use of SKYRIZI for this indication is supported by evidence from a four-part trial in a total of 137 pediatric subjects 6 years of age and older with moderate-to-severe plaque psoriasis. In addition to two lead-in pharmacokinetic cohorts, the trial also included a randomized, efficacy assessor-blinded, active treatment-controlled cohort that enrolled 82 pediatric subjects 12 years of age and older and a single-arm, open-label cohort that enrolled 30 pediatric subjects 6 to less than 12 years of age [see *Adverse Reactions (6.1)*, *Clinical Pharmacology (12.3)*, and *Clinical Studies (14.1)*].

The safety and effectiveness of SKYRIZI have not been established in pediatric patients younger than 6 years of age with moderate-to-severe plaque psoriasis.

#### Psoriatic Arthritis, Crohn's Disease, and Ulcerative Colitis

The safety and effectiveness of SKYRIZI have not been established in pediatric patients with psoriatic arthritis, Crohn's disease or ulcerative colitis.

### **8.5 Geriatric Use**

Of the 6,862 subjects exposed to SKYRIZI, a total of 664 were 65 years and older (243 subjects with plaque psoriasis, 246 subjects with psoriatic arthritis, 72 subjects with Crohn's disease and 103 subjects with ulcerative colitis), and 71 subjects were 75 years and older.

Clinical studies of SKYRIZI, within each indication, did not include sufficient numbers of subjects 65 years of age and older to determine whether they respond differently from younger adult subjects.

No clinically meaningful differences in the pharmacokinetics of risankizumab-rzaa were observed based on age [*see Clinical Pharmacology (12.3)*].

## **11 DESCRIPTION**

Risankizumab-rzaa, an interleukin-23 (IL-23) antagonist, is a humanized immunoglobulin G1 (IgG1) monoclonal antibody. Risankizumab-rzaa is produced by recombinant DNA technology in Chinese hamster ovary cells and has an approximate molecular weight of 149 kDa.

#### SKYRIZI (risankizumab-rzaa) injection 55 mg/0.37 mL prefilled syringe for subcutaneous use

Each SKYRIZI prefilled syringe contains a sterile, preservative-free, colorless to yellow, and clear to slightly opalescent solution. Each syringe delivers 55 mg of risankizumab-rzaa and the inactive ingredients glacial acetic acid (0.02 mg), polysorbate 20 (0.07 mg), sodium acetate (0.28 mg), trehalose (23.4 mg), and Water for Injection, USP. The pH is 5.7.

#### SKYRIZI (risankizumab-rzaa) injection 90 mg/mL prefilled syringe for subcutaneous use

Each SKYRIZI prefilled syringe contains a sterile, preservative-free, colorless to slightly yellow, and clear to slightly opalescent solution. Each syringe delivers 90 mg of risankizumab-rzaa, and inactive ingredients polysorbate 20 (0.2 mg), sodium succinate (0.63 mg), sorbitol (41 mg), succinic acid (0.059 mg), and Water for Injection, USP. The pH is 6.2.

#### SKYRIZI (risankizumab-rzaa) injection 150 mg/mL prefilled syringe or prefilled pen for subcutaneous use

Each SKYRIZI prefilled pen or prefilled syringe contains a sterile, preservative-free, colorless to yellow, and clear to slightly opalescent solution. Each syringe and pen delivers 150 mg of risankizumab-rzaa and the inactive ingredients glacial acetic acid (0.054 mg), polysorbate 20 (0.2 mg), sodium acetate (0.75 mg), trehalose (63.33 mg), and Water for Injection, USP. The pH is 5.7.

#### SKYRIZI (risankizumab-rzaa) injection 180 mg/1.2 mL prefilled syringe for subcutaneous use

Each SKYRIZI prefilled syringe contains a sterile, preservative-free, colorless to yellow, and clear to slightly opalescent solution. Each syringe delivers 180 mg of risankizumab-rzaa, and inactive ingredients glacial acetic acid (0.065 mg), polysorbate 20 (0.24 mg), sodium acetate (0.898 mg), trehalose (76 mg), and Water for Injection, USP. The pH is 5.7.

SKYRIZI (risankizumab-rzaa) injection 180 mg/1.2mL (150 mg/mL) prefilled cartridge for use with supplied on-body-injector for subcutaneous use

Each SKYRIZI prefilled cartridge contains a sterile, preservative-free, colorless to yellow, and clear to slightly opalescent solution. Each cartridge delivers 180 mg of risankizumab-rzaa, and the inactive ingredients glacial acetic acid (0.065 mg), polysorbate 20 (0.24 mg), sodium acetate (0.9 mg), trehalose (76 mg), and Water for Injection, USP. The pH is 5.7.

SKYRIZI (risankizumab-rzaa) injection 360 mg/2.4 mL (150 mg/mL) prefilled cartridge for use with the supplied on-body injector for subcutaneous use

Each SKYRIZI prefilled cartridge contains a sterile, preservative-free, colorless to yellow, and clear to slightly opalescent solution. Each cartridge delivers 360 mg of risankizumab-rzaa, and the inactive ingredients glacial acetic acid (0.13 mg), polysorbate 20 (0.48 mg), sodium acetate (1.8 mg), trehalose (152 mg), and Water for Injection, USP. The pH is 5.7.

SKYRIZI 600 mg/10 mL (60 mg/mL) in a vial for intravenous infusion

SKYRIZI (risankizumab-rzaa) injection 600 mg/10 mL (60 mg/mL) is a sterile, preservative-free, colorless to slightly yellow, and clear to slightly opalescent solution in a 10 mL single-dose vial.

Each 10 mL single-dose vial contains 600 mg of risankizumab-rzaa, and the inactive ingredients glacial acetic acid (0.54 mg), polysorbate 20 (2 mg), sodium acetate (7.5 mg), trehalose (633.3 mg), and Water for Injection, USP. The pH is 5.7.

## **12 CLINICAL PHARMACOLOGY**

### **12.1 Mechanism of Action**

Risankizumab-rzaa is a humanized IgG1 monoclonal antibody that selectively binds to the p19 subunit of human IL-23 cytokine and inhibits its interaction with the IL-23 receptor. IL-23 is a naturally occurring cytokine that is involved in inflammatory and immune responses.

Risankizumab-rzaa inhibits the release of pro-inflammatory cytokines and chemokines.

### **12.2 Pharmacodynamics**

No formal pharmacodynamics studies have been conducted with risankizumab-rzaa.

### **12.3 Pharmacokinetics**

Risankizumab-rzaa plasma concentrations, after single dose administration increased dose proportionally from 18 mg to 360 mg when administered subcutaneously (0.12 to 2.4 times the lowest recommended dose and 0.05 to 1 times the highest recommended dose) and from 200 mg

to 1,800 mg when administered as an up to 3-hour intravenous infusion (0.2 to 3 times the recommended dose) in healthy subjects.

In subjects with plaque psoriasis treated with 150 mg subcutaneously at Weeks 0, 4, and every 12 weeks thereafter, steady-state peak concentration ( $C_{max}$ ) and trough concentration ( $C_{trough}$ ) are estimated to be 12 mcg/mL and 2 mcg/mL, respectively.

With the same subcutaneous dosing regimen, the pharmacokinetics of risankizumab-rzaa in subjects with psoriatic arthritis were similar to that in subjects with plaque psoriasis.

In subjects with Crohn's disease treated with 600 mg intravenous induction dose at Weeks 0, 4, and 8, followed by 180 mg or 360 mg subcutaneous maintenance dose at Week 12 and every 8 weeks thereafter, the median  $C_{max}$  and  $C_{trough}$  are estimated to be 156 mcg/mL and 38.8 mcg/mL, respectively, during Weeks 8-12; and the steady state median  $C_{max}$  and  $C_{trough}$  are estimated to be 14 mcg/mL and 4.1 mcg/mL, respectively for 180 mg or 28 mcg/mL and 8.1 mcg/mL, respectively, for 360 mg, during Weeks 40-48.

In subjects with ulcerative colitis treated with 1,200 mg intravenous induction dose at Weeks 0, 4, and 8, followed by 180 mg or 360 mg subcutaneous maintenance dose at Week 12 and every 8 weeks thereafter, the median  $C_{max}$  and  $C_{trough}$  are estimated to be 350 and 87.7 mcg/mL, respectively, during the induction period (Weeks 8-12); and the steady state median  $C_{max}$  and  $C_{trough}$  are estimated to be 19.6 and 4.64  $\mu$ g/mL, respectively, for 180 mg or 39.2 mcg/mL and 9.29 mcg/mL, respectively, for 360 mg, during the maintenance period (Weeks 40-48).

Based on population pharmacokinetic analyses, the pharmacokinetics of risankizumab-rzaa in subjects with ulcerative colitis was generally similar to that in subjects with Crohn's disease.

### Absorption

The absolute bioavailability of risankizumab-rzaa was estimated to be 74 to 89% following subcutaneous injection. In healthy subjects, following administration of a single subcutaneous dose,  $C_{max}$  was reached by 3 to 14 days.

### Distribution

The estimated steady-state volume of distribution (inter-subject CV%) was 11.2 L (34%) in subjects with plaque psoriasis, and 7.68 L (64%) in subjects with Crohn's disease.

### Elimination

The estimated systemic clearance (inter-subject CV%) was 0.31 L/day (24%) and 0.30 L/day (34%) and terminal elimination half-life was approximately 28 days and 21 days in subjects with plaque psoriasis and Crohn's disease, respectively.

### *Metabolism*

The metabolic pathway of risankizumab-rzaa has not been characterized. As a humanized IgG1 monoclonal antibody, risankizumab-rzaa is expected to be degraded into small peptides and amino acids via catabolic pathways in a manner similar to endogenous IgG.

### Specific Populations

#### *Pediatric Patients*

- Plaque Psoriasis: Risankizumab-rzaa exposures in pediatric subjects 6 years of age and older with plaque psoriasis receiving weight-based dosing regimens were consistent with those in adults. At the recommended dosing regimens evaluated in these subjects, estimated median steady-state peak and trough plasma concentrations were 15.7 and 2.3 mcg/mL, respectively, in subjects weighing less than 40 kg, and 11.1 and 1.6 mcg/mL, respectively, in subjects weighing 40 kg or greater.

#### *Geriatric Patients*

Risankizumab-rzaa exposures ( $C_{\text{trough}}$ ) in geriatric patients ( $\geq 65$  years) are comparable to those in younger adult patients within each indication. No studies have been conducted to determine the effect of renal or hepatic impairment on the pharmacokinetics of risankizumab-rzaa.

#### *Body Weight*

Risankizumab-rzaa clearance and volume of distribution increase and plasma concentrations decrease as body weight increases; however, no dose adjustment is recommended based on body weight in adult patients.

#### Drug Interaction Studies

##### *Cytochrome P450 Substrates*

No clinically significant changes in exposure of caffeine (CYP1A2 substrate), warfarin (CYP2C9 substrate), omeprazole (CYP2C19 substrate), metoprolol (CYP2D6 substrate), or midazolam (CYP3A substrate) were observed when used concomitantly with risankizumab-rzaa in subjects with plaque psoriasis (risankizumab-rzaa 150 mg administered subcutaneously at Weeks 0, 4, 8, and 12) and subjects with Crohn's disease or ulcerative colitis (risankizumab-rzaa 1,800 mg administered intravenously at Weeks 0, 4, and 8, i.e., 3 times and 1.5 times the recommended dose for Crohn's disease and ulcerative colitis, respectively).

## **12.6 Immunogenicity**

The observed incidence of anti-drug antibodies is highly dependent on the sensitivity and specificity of the assay. Differences in assay methods preclude meaningful comparisons of the incidence of anti-drug antibodies (ADA) in the trials described below with the incidence of ADA in other trials, including those of SKYRIZI or other risankizumab products.

#### Moderate-to-Severe Plaque Psoriasis

By Week 52, approximately 24% (263/1079) of adults treated with SKYRIZI at the recommended dosage developed antibodies to risankizumab-rzaa. Of the subjects who developed antibodies to risankizumab-rzaa, approximately 57% (14% of all subjects treated with SKYRIZI) had antibodies that were classified as neutralizing. Higher antibody titers in approximately 1% of subjects treated with SKYRIZI were associated with lower risankizumab-rzaa concentrations and reduced clinical response.

In pediatric subjects 6 years of age and older, approximately 15% (13/88) of subjects treated with SKYRIZI at the recommended dose developed antibodies to risankizumab-rzaa by Week 52. Of the 13 subjects who developed antibodies to risankizumab-rzaa, approximately 15% (2.3% of all subjects treated with SKYRIZI) had antibodies that were classified as neutralizing. Due to the small number of subjects who developed antibodies to risankizumab-rzaa, it is difficult to

determine the impact of the antibodies on pharmacokinetics, pharmacodynamics, safety, and/or effectiveness.

#### Psoriatic Arthritis

By Week 28, approximately 12.1% (79/652) of subjects treated with SKYRIZI at the recommended dose developed antibodies to risankizumab-rzaa. None of the subjects who developed antibodies to risankizumab-rzaa had antibodies that were classified as neutralizing. Antibodies to risankizumab-rzaa were not associated with changes in clinical response for psoriatic arthritis. A higher proportion of subjects with anti-drug antibodies experienced hypersensitivity reactions (6.3% (5/79)) and injection site reactions (2.5% (2/79)) compared to subjects without anti-drug antibodies (3.8% (22/574) with hypersensitivity reactions and 0.7% (4/574) with injection site reactions). None of these hypersensitivity and injection site reactions led to discontinuation of risankizumab-rzaa.

#### Crohn's Disease

By Week 64, antibodies to risankizumab-rzaa developed in approximately 3.4% (2/58) of subjects treated with SKYRIZI induction followed by 360 mg maintenance regimen. No subjects (0/57) treated with SKYRIZI induction followed by 180 mg maintenance regimen developed antibodies to risankizumab-rzaa. None of the subjects who developed antibodies to risankizumab-rzaa had antibodies that were classified as neutralizing.

#### Ulcerative Colitis

By Week 64, antibodies to risankizumab-rzaa developed in approximately 8.9% (8/90) or 4.4% (4/91) of subjects treated with SKYRIZI induction followed by the 180 mg or 360 mg maintenance regimen, respectively. Of the subjects who developed antibodies to risankizumab-rzaa, 75% (6.7% of all subjects treated with SKYRIZI induction followed by the 180 mg maintenance regimen) or 50% (2.2% of all subjects treated with SKYRIZI induction followed by the 360 mg maintenance regimen), respectively, had antibodies that were classified as neutralizing.

## **13 NONCLINICAL TOXICOLOGY**

### **13.1 Carcinogenesis, Mutagenesis, Impairment of Fertility**

Carcinogenicity and mutagenicity studies have not been conducted with SKYRIZI.

No effects on male fertility parameters were observed in sexually mature male cynomolgus monkeys dosed weekly for 26 weeks with 50 mg/kg risankizumab-rzaa at 4 times the exposure (AUC) in humans administered the maximum recommended induction dose (1,200 mg) and 39 times the exposure in humans administered the maximum recommended maintenance dose (360 mg).

## 14 CLINICAL STUDIES

### 14.1 Clinical Trials in Subjects with Moderate-to-Severe Plaque Psoriasis

#### Adults with Moderate-to-Severe Plaque Psoriasis

Four multicenter, randomized, double-blind trials [PsO-1 (NCT02684370), PsO-2 (NCT02684357), PsO-3 (NCT02672852), and PsO-4 (NCT02694523)] enrolled 2,109 subjects 18 years of age and older with moderate-to-severe plaque psoriasis who had a body surface area (BSA) involvement of  $\geq 10\%$ , a static Physician's Global Assessment (sPGA) score of  $\geq 3$  ("moderate") in the overall assessment (plaque thickness/induration, erythema, and scaling) of psoriasis on a severity scale of 0 to 4, and a Psoriasis Area and Severity Index (PASI) score  $\geq 12$ .

Overall, subjects had a median baseline PASI score of 17.8 and a median BSA of 20%. Baseline sPGA score was 4 ("severe") in 19% of subjects. A total of 10% of trial subjects had a history of diagnosed psoriatic arthritis.

Across all trials, 38% of subjects had received prior phototherapy, 48% had received prior non-biologic systemic therapy, and 42% had received prior biologic therapy for the treatment of psoriasis.

#### *Trials PsO-1 and PsO-2*

In trials PsO-1 and PsO-2, 997 subjects were enrolled (including 598 subjects randomized to the SKYRIZI 150 mg group, 200 subjects randomized to the placebo group, and 199 to the biologic active control group). Subjects received treatment at Weeks 0, 4, and every 12 weeks thereafter.

Both trials assessed the responses at Week 16 compared with placebo for the two co-primary endpoints:

- the proportion of subjects who achieved an sPGA score of 0 ("clear") or 1 ("almost clear")
- the proportion of subjects who achieved at least a 90% reduction from baseline PASI (PASI 90)

Secondary endpoints included the proportion of subjects who achieved PASI 100, sPGA 0, and Psoriasis Symptom Scale (PSS) 0 at Week 16.

The results are presented in Table 7.

**Table 7. Efficacy Results at Week 16 in Adults with Moderate-to-Severe Plaque Psoriasis in PsO-1 and PsO-2**

	PsO-1		PsO-2	
	SKYRIZI (N=304) n (%)	Placebo (N=102) n (%)	SKYRIZI (N=294) n (%)	Placebo (N=98) n (%)
<b>sPGA 0 or 1 ("clear or almost clear")<sup>a</sup></b>	267 (88)	8 (8)	246 (84)	5 (5)
<b>PASI 90<sup>a</sup></b>	229 (75)	5 (5)	220 (75)	2 (2)
<b>sPGA 0 ("clear")</b>	112 (37)	2 (2)	150 (51)	3 (3)
<b>PASI 100</b>	109 (36)	0 (0)	149 (51)	2 (2)

<sup>a</sup> Co-primary endpoints

Examination of age, gender, race, body weight, baseline PASI score and previous treatment with systemic or biologic agents did not identify differences in response to SKYRIZI among these subgroups at Week 16.

In PsO-1 and PsO-2 at Week 52, subjects receiving SKYRIZI achieved sPGA 0 (58% and 60%, respectively), PASI 90 (82% and 81%, respectively), and PASI 100 (56% and 60%, respectively).

#### Patient Reported Outcomes

Improvements in signs and symptoms related to pain, redness, itching and burning at Week 16 compared to placebo were observed in both trials as assessed by the PSS. In PsO-1 and PsO-2, about 30% of the subjects who received SKYRIZI achieved PSS 0 ("none") at Week 16 compared to 1% of the subjects who received placebo.

#### Trial PsO-3

Trial PsO-3 enrolled 507 subjects (407 randomized to SKYRIZI 150 mg and 100 to placebo). Subjects received treatment at Weeks 0, 4, and every 12 weeks thereafter.

At Week 16, SKYRIZI was superior to placebo on the co-primary endpoints of sPGA 0 or 1 (84% SKYRIZI and 7% placebo) and PASI 90 (73% SKYRIZI and 2% placebo). The respective response rates for SKYRIZI and placebo at Week 16 were: sPGA 0 (46% SKYRIZI and 1% placebo); PASI 100 (47% SKYRIZI and 1% placebo); and PASI 75 (89% SKYRIZI and 8% placebo).

#### Maintenance and Durability of Response

In PsO-1 and PsO-2, among the subjects who received SKYRIZI and had PASI 100 at Week 16, 80% (206/258) of the subjects who continued on SKYRIZI had PASI 100 at Week 52. For PASI 90 responders at Week 16, 88% (398/450) of the subjects had PASI 90 at Week 52.

In PsO-3, subjects who were originally on SKYRIZI and had sPGA 0 or 1 at Week 28 were re-randomized to continue SKYRIZI every 12 weeks or withdrawal of therapy. At Week 52, 87%

(97/111) of the subjects re-randomized to continue treatment with SKYRIZI had sPGA 0 or 1 compared to 61% (138/225) who were re-randomized to withdrawal of SKYRIZI.

Moderate-to-Severe Plaque Psoriasis of the Scalp or Genital Area (Trial PsO-5)

The efficacy of SKYRIZI was assessed in a multicenter, randomized, double-blind, placebo-controlled trial [PsO-5 (NCT05969223)] that enrolled subjects 18 years of age and older with moderate-to-severe plaque psoriasis of the scalp (Trial S), defined as Psoriasis Scalp Severity Index (PSSI)  $\geq 12$ , scalp Investigator Global Assessment (scalp IGA)  $\geq 3$  (“moderate”), and  $\geq 30\%$  of the scalp affected, or moderate-to-severe plaque psoriasis of the genital area (Trial G), defined as static Physician’s Global Assessment of Genitalia (sPGA-G)  $\geq 3$  (“moderate”) at baseline. All subjects had BSA  $\geq 1\%$  and sPGA  $\geq 3$  (“moderate”) at baseline.

In trial PsO-5, subjects were randomized to receive either SKYRIZI 150 mg or placebo subcutaneously at Weeks 0 and 4. Starting at Week 16, all subjects received SKYRIZI 150 mg every 12 weeks until the last dose at Week 40.

*Plaque Psoriasis of the Scalp*

PsO-5 Trial S enrolled 105 subjects with moderate-to-severe plaque psoriasis of the scalp. The median age of enrolled subjects at baseline was 44 years (range 20 to 83 years) and 10% of the subjects were 65 years of age and older. Fifty-six (56)% of the subjects were male, 83% were White, 8% were Black or African American, and 5% were Asian; for ethnicity, 36% of the subjects identified as Hispanic or Latino. At baseline, 74% of the subjects had moderate plaque psoriasis of the scalp (scalp IGA of 3) and 26% had severe plaque psoriasis of the scalp (scalp IGA of 4). Median baseline PSSI was 32. Baseline BSA involvement was  $\geq 10\%$  for 62% of the subjects and  $<10\%$  for the remaining subjects. Median baseline BSA involvement was 11%. Baseline sPGA score was 4 (“severe”) in 24% of the subjects.

At baseline, 54% of subjects were naïve to both non-biologic systemic and biologic therapy, 0% of subjects had received prior phototherapy, 15% had received prior non-biologic systemic therapy, and 37% had received prior biologic therapy.

The results are presented in Table 8.

**Table 8. Efficacy Results at Week 16 in Adults with Moderate-to-Severe Psoriasis of the Scalp in PsO-5 Trial S**

Endpoint	SKYRIZI (N=51) n (%)	Placebo (N=54) n (%)	Treatment Difference (95% CI)
scalp IGA of 0 or 1 (“clear or almost clear”) <sup>a</sup>	31 (61)	7 (13)	47 (31, 63)
PSSI 90 <sup>b</sup>	27 (53)	7 (13)	40 (24, 55)
PSSI 100 <sup>c</sup>	23 (45)	7 (13)	31 (15, 47)
<sup>a</sup> Primary endpoint			
<sup>b</sup> Achievement of $\geq 90\%$ improvement from baseline in PSSI			
<sup>c</sup> Achievement of 100% improvement from baseline in PSSI			

### Plaque Psoriasis of the Genital Area

PsO-5 Trial G enrolled 109 subjects with moderate-to-severe plaque psoriasis of the genital area. The median age of enrolled subjects at baseline was 45 years (range 19 to 77 years) and 15% of the subjects were 65 years of age and older. Sixty-five (65)% of the subjects were male, 90% were White, 4% were Asian, and 2% were Black or African American; for ethnicity, 29% of the subjects identified as Hispanic or Latino. At baseline, 62% of the subjects had moderate plaque psoriasis of the genital area (sPGA-G of 3) and 38% had severe or very severe plaque psoriasis of the genital area (sPGA-G of 4 or 5). Baseline BSA involvement was  $\geq 10\%$  for 63% of the subjects and  $< 10\%$  for the remaining subjects. Median baseline BSA involvement was 11%. Baseline sPGA score was 4 (“severe”) in 19% of the subjects.

At baseline, 61% of subjects were naïve to both non-biologic systemic and biologic therapy, 3% of subjects had received prior phototherapy, 17% had received prior non-biologic systemic therapy, and 26% had received prior biologic therapy.

The results are presented in Table 9.

**Table 9. Efficacy Results at Week 16 in Adults with Moderate-to-Severe Psoriasis of the Genital Area in PsO-5 Trial G**

Endpoint	SKYRIZI (N=55) n (%)	Placebo (N=54) n (%)	Treatment Difference (95% CI)
sPGA-G of 0 or 1 (“clear or minimal”) <sup>a</sup>	38 (69)	7 (13)	57 (42, 72)
sPGA-G of 0 (“clear”)	28 (51)	3 (6)	47 (33, 61)
GPI-NRS reduction of $\geq 4$ -point from baseline <sup>b</sup>	N=41 20 (49)	N=45 3 (7)	43 (27, 59)
GenPs-SFQ item 2 score of 0 (never) or 1 (rarely) <sup>c,d</sup>	N=31 22 (71)	N=32 7 (22)	46 (27, 66)
<sup>a</sup> Primary endpoint			
<sup>b</sup> Improvement of genital itch severity as measured by a reduction of at least 4 points in the 11-point Genital Psoriasis Itch (GPI) Numeric Rating Scale (NRS) from the Genital Psoriasis Symptom Scale (GPSS) among subjects with baseline score $\geq 4$			
<sup>c</sup> Genital Psoriasis Sexual Frequency Questionnaire (GenPs-SFQ) Item 2 (In the past week, how often did your genital psoriasis limit the frequency of your sexual activity?) score ranges from 0 to 4 (0 = never, 1 = rarely, 2 = sometimes, 3 = often, 4 = always); where higher scores indicate greater limitations on the frequency of sexual activity in the past week			
<sup>d</sup> Among subjects with baseline score $\geq 2$			

### Pediatric Subjects with Moderate-to-Severe Plaque Psoriasis

The safety and efficacy of SKYRIZI were assessed in a four-part trial [PsO-6 (NCT04435600)] [see *Use in Specific Populations* (8.4)]. The trial included a randomized, efficacy assessor-blinded, active treatment-controlled cohort of 82 pediatric subjects 12 years of age and older with moderate-to-severe plaque psoriasis defined as BSA involvement of  $\geq 10\%$  with sPGA score of  $\geq 3$  or a PASI score  $\geq 12$ .

Subjects were randomized 2:1 to receive SKYRIZI (N = 54) or ustekinumab (N = 28). Subjects weighing 40 kg or greater received SKYRIZI 150 mg and subjects weighing less than 40 kg received SKYRIZI 55 mg at Week 0, Week 4, and every 12 weeks thereafter.

Fifty-six (56)% of subjects were female, 83% were White, 10% were Asian, and 5% were Black or African American; for ethnicity, 17% of subjects identified as Hispanic or Latino. At baseline, 82% of subjects had a sPGA score of 3 (“moderate”) and 9% of subjects had a sPGA score of 4 (“severe”). Subjects had a median baseline PASI score of 15.7, and a median baseline BSA of 18%. A total of 4% of subjects had received prior biologic therapy.

The co-primary endpoints were sPGA score of 0 (“clear”) or 1 (“almost clear”) and at least a 2-point improvement from baseline, and PASI 75 at Week 16. The duration of treatment was up to 68 weeks.

The efficacy results are presented below (see Table 10).

**Table 10. Efficacy Results at Week 16 in Pediatric Subjects 12 Years of Age and Older with Moderate-to-Severe Plaque Psoriasis in PsO-6**

	<b>SKYRIZI (N = 54) n (%)</b>
<b>sPGA 0 or 1 (“clear or almost clear”)<sup>a,b</sup></b>	37 (69)
<b>PASI 75<sup>a</sup></b>	46 (85)
<b>PASI 90</b>	35 (65)
<b>PASI 100</b>	22 (41)
<b>sPGA 0 (“clear”)</b>	22 (41)
<sup>a</sup> co-primary endpoints	
<sup>b</sup> and at least a 2-point improvement from baseline at Week 16	

### *Maintenance of Response*

Subjects originally treated with SKYRIZI who achieved sPGA of 0 or 1 at Week 16 were re-randomized to continue SKYRIZI every 12 weeks through Week 52 or were withdrawn from treatment. For subjects who were re-randomized and also had at least a 2-point improvement in sPGA from baseline at Week 16, 95% (18/19) of the subjects continuing SKYRIZI had sPGA of 0 or 1 and at least a 2-point improvement from baseline at Week 52 compared with 39% (7/18) for those withdrawn from SKYRIZI.

### **14.2 Psoriatic Arthritis**

The safety and efficacy of SKYRIZI were assessed in 1407 subjects in 2 randomized, double-blind, placebo-controlled trials (964 in PsA-1 [NCT03675308] and 443 in PsA-2 [NCT03671148]) in subjects 18 years and older with active psoriatic arthritis (PsA).

Subjects in these trials had a diagnosis of PsA for at least 6 months based on the Classification Criteria for Psoriatic Arthritis (CASPAR), a median duration of PsA of 4.9 years at baseline,  $\geq 5$  tender joints and  $\geq 5$  swollen joints, and active plaque psoriasis or psoriatic nail disease at baseline. Regarding baseline clinical presentation, 55.9% of subjects had  $\geq 3\%$  BSA with active plaque psoriasis; 63.4% and 27.9% of subjects had enthesitis and dactylitis, respectively. In PsA-1 where psoriatic nail disease was further assessed, 67.3% had psoriatic nail disease.

In PsA-1, all subjects had a previous inadequate response or intolerance to non-biologic DMARD therapy and were biologic naïve. In PsA-2, 53.5% of subjects had a previous inadequate response or intolerance to non-biologic DMARD therapy, and 46.5% of subjects had a previous inadequate response or intolerance to biologic therapy.

In both trials, subjects were randomized to receive SKYRIZI 150 mg or placebo at Weeks 0, 4, and 16. Starting from Week 28, all subjects received SKYRIZI every 12 weeks. Both trials included a long-term extension for up to an additional 204 weeks. Regarding use of concomitant medications, 59.6% of subjects were receiving concomitant methotrexate (MTX), 11.6% were receiving concomitant non-biologic DMARDs other than MTX, and 28.9% were receiving SKYRIZI monotherapy.

For both trials, the primary endpoint was the proportion of subjects who achieved an American College of Rheumatology (ACR) 20 response at Week 24.

### Clinical Response

In both trials, treatment with SKYRIZI resulted in significant improvement in measures of disease activity compared with placebo at Week 24. See Tables 11 and 12 for key efficacy results.

In both trials, similar responses were seen regardless of concomitant non-biologic DMARD use, number of prior non-biologic DMARDs, age, gender, race, and BMI. In PsA-2, responses were seen regardless of prior biologic therapy.

**Table 11. Efficacy Results in Trial PsA-1**

Endpoint	Placebo N=481 Response Rate	SKYRIZI N=483 Response Rate	Difference from Placebo (95% CI)
<b>ACR20 Response*</b>			
Week 16	33.4%	56.3% <sup>a</sup>	23.1% (16.8, 29.4)
Week 24	33.5%	57.3% <sup>a</sup>	24% (18, 30)
<b>ACR50 Response*</b>			
Week 16	11.1%	26.4%	15.4% (10.6, 20.2)
Week 24	11.3%	33.4%	22.2% (17.3, 27.2)
<b>ACR70 Response*</b>			
Week 16	2.7%	11.8%	9.2% (6.1, 12.4)
Week 24	4.7%	15.3%	10.5% (6.9, 14.2)
a. multiplicity-controlled $p \leq 0.001$ , SKYRIZI vs. placebo comparison.			
*A Subject was considered as a non-responder after initiation of rescue medication or concomitant medications for PsA that could meaningfully impact efficacy assessment.			

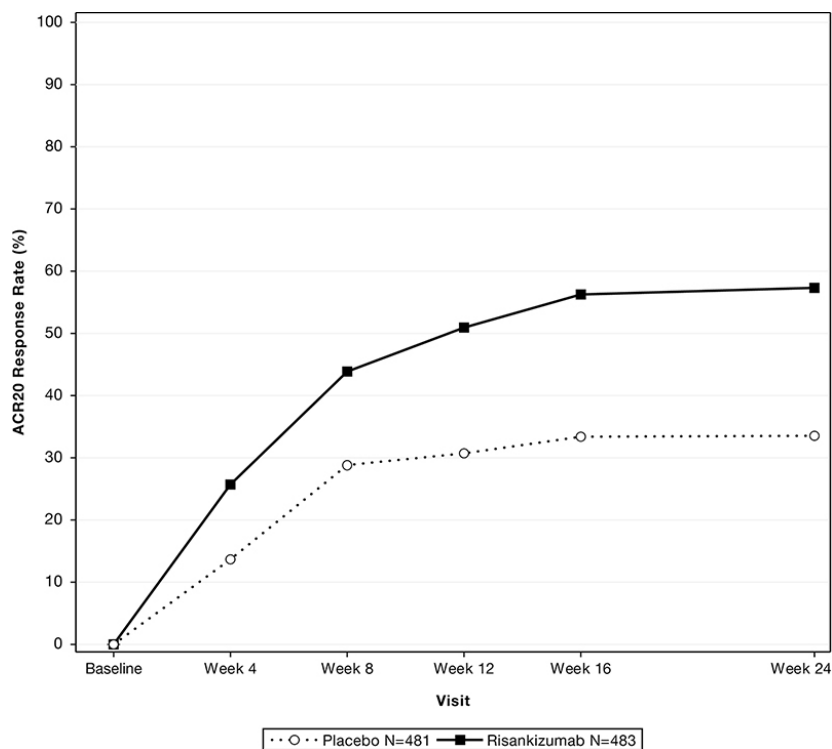
**Table 12. Efficacy Results in Trial PsA-2**

Endpoint	Placebo N=219 Response Rate	SKYRIZI N=224 Response Rate	Difference from Placebo (95% CI)
<b>ACR20 Response*</b>			

Week 16	25.3%	48.3% <sup>a</sup>	22.6% (13.9, 31.2)
Week 24	26.5%	51.3% <sup>a</sup>	24.5% (15.9, 33)
<b>ACR50 Response*</b>			
Week 16	6.8%	20.3%	13.5% (7.3, 19.7)
Week 24	9.3%	26.3%	16.6% (9.7, 23.6)
<b>ACR70 Response*</b>			
Week 16	3.4%	11.2%	7.8% (3, 12.6)
Week 24	5.9%	12%	6% (0.8, 11.3)
a. multiplicity-controlled p≤0.001, SKYRIZI vs. placebo comparison.			
*A Subject was considered as a non-responder after initiation of rescue medication or concomitant medications for PsA that could meaningfully impact efficacy assessment.			

The percent of subjects achieving ACR20 responses in trial PsA-1 through Week 24 is shown in Figure 1.

**Figure 1. Percent of Subjects Achieving ACR20 Responses in Trial PsA-1 through Week 24**



The results of the components of the ACR response criteria for both trials are shown in Table 13.

**Table 13. Mean Change from Baseline in ACR Components**

	PsA-1		PsA-2	
	Placebo	SKYRIZI	Placebo	SKYRIZI

	(N=481) Mean (SD)	(N=483) Mean (SD)	(N=219) Mean (SD)	(N=224) Mean (SD)
<b>Number of Swollen Joints (0-66)</b>				
Baseline	12.2 (8)	12.1 (7.8)	13.6 (9)	13 (8.7)
Mean change at Week 16	-5.5 (7)	-7.7 (7.2)	-5.4 (8.5)	-8 (7.4)
Mean change at Week 24	-6.7 (7.2)	-8.7 (7.2)	-6.5 (7.8)	-9.1 (7.6)
<b>Number of Tender Joints (0-68)</b>				
Baseline	20.5 (12.8)	20.8 (14)	22.3 (13.8)	22.8 (14.9)
Mean change at Week 16	-6.3 (11.1)	-10.7 (11.4)	-6 (13.1)	-11.3 (13)
Mean change at Week 24	-7.9 (10.7)	-12 (12.3)	-8.3 (11.3)	-13 (12.5)
<b>Patient's Assessment of Pain<sup>a</sup></b>				
Baseline	57.1 (22.6)	57.1 (22.6)	57 (23.1)	55 (23.5)
Mean change at Week 16	-8.6 (23.7)	-18.4 (26.3)	-5.7 (22.7)	-14.4 (26.4)
Mean change at Week 24	-10.9 (25.4)	-21.4 (26.5)	-8.7 (25.3)	-15.3 (26.5)
<b>Patient's Global Assessment<sup>a</sup></b>				
Baseline	57.4 (22.1)	57.9 (21.7)	56.2 (23)	56.2 (21.8)
Mean change at Week 16	-10.2 (23.9)	-19.4 (25.7)	-4.9 (23.6)	-17 (27.1)
Mean change at Week 24	-11.1 (25.1)	-22.6 (26.9)	-8.7 (25.4)	-17.7 (27.7)
<b>Physician Global Assessment<sup>a</sup></b>				
Baseline	62.4 (17)	61.3 (17.6)	60.7 (16.4)	63 (17)
Mean change at Week 16	-18.3 (22.5)	-31.1 (23.4)	-19 (23.3)	-32.7 (24.7)
Mean change at Week 24	-22.2 (22.8)	-34.8 (23.2)	-21.3 (25.2)	-35.5 (25.6)
<b>Health Assessment Questionnaire - Disability Index (HAQ-DI)<sup>b</sup></b>				
Baseline	1.2 (0.7)	1.2 (0.7)	1.1 (0.6)	1.1 (0.6)
Mean change at Week 16	-0.1 (0.5)	-0.3 (0.5)	-0.1 (0.5)	-0.2 (0.5)
Mean change at Week 24	-0.1 (0.5)	-0.3 (0.5)	-0.1 (0.4)	-0.2 (0.5)
<b>High sensitivity C-reactive protein (hs-CRP) mg/L</b>				
Baseline	11.3 (14.1)	11.9 (15.9)	8.2 (17.1)	7.4 (10.9)
Mean change at Week 16	-0.3 (14.7)	-4.8 (14.2)	-0.1 (6.8)	-2.1 (7.5)
Mean change at Week 24	-0.2 (11.7)	-4.3 (12.8)	-0.5 (14.5)	-1.8 (13.4)
SD= Standard Deviation.				
a. Assessment based on Visual Analog Scale (100 mm) with the left end indicating "no pain" (for patient's assessment of pain), "very well" (for patient global assessment), or "no arthritis activity" (for physician global assessment) and the right end indicating "the worst possible pain" (for patient assessment of pain), "poor" (for patient global assessment), or "extremely active arthritis" (for physician global assessment).				
b. Disability Index of the Health Assessment Questionnaire; 0 = no difficulty to 3 = inability to perform, measures the patient's ability to perform the following: dressing, arising, eating, walking, hygiene, reaching, gripping, and activities of daily living.				

Treatment with SKYRIZI resulted in improvement in dactylitis and enthesitis in subjects with pre-existing dactylitis or enthesitis.

In patients with coexistent plaque psoriasis receiving SKYRIZI, the skin lesions of psoriasis improved with treatment, relative to placebo, as measured by the Psoriasis Area Severity Index (PASI 90) at Week 24.

#### Physical Function

In both trials, patients treated with SKYRIZI showed statistically significant improvement from baseline in physical function compared with placebo as assessed by HAQ-DI at Week 24 (Table 13). The mean difference (95% CI) from placebo in HAQ-DI change from baseline at Week 24 was -0.20 (-0.26, -0.14) in trial PsA-1 and -0.16 (-0.26, -0.07) in trial PsA-2.

In both trials, a greater proportion of subjects achieved a reduction of at least 0.35 in HAQ-DI score from baseline in the SKYRIZI group compared with placebo at Week 24.

#### Other Health Related Outcomes

In both trials, general health status was assessed by the 36-Item Short Form Health Survey (SF-36 V2). Fatigue was assessed by Functional Assessment of Chronic Illness Therapy Fatigue Scale (FACIT-Fatigue).

In both trials at Week 24, subjects treated with SKYRIZI showed improvements in the SF-36 physical component summary scores compared with subjects who received placebo. There were also numerical improvements in subjects treated with SKYRIZI in physical functioning, role physical, bodily pain, general health, vitality, social functioning, mental health, role emotional domain scores and mental component summary scores in both trials at week 24 compared to placebo. In both trials at Week 24, subjects treated with SKYRIZI showed improvements in FACIT-Fatigue scores compared with subjects who received placebo.

### **14.3 Crohn's Disease**

#### Induction Trials (Trials CD-1 and CD-2)

In two 12-week induction trials (CD-1; NCT03105128 and CD-2; NCT03104413), subjects with moderately to severely active Crohn's disease were randomized to receive SKYRIZI 600 mg, SKYRIZI 1,200 mg, or placebo as an intravenous infusion at Week 0, Week 4, and Week 8. Moderately to severely active CD was defined as a Crohn's Disease Activity Index (CDAI) of 220 to 450 and Simple Endoscopic Score for Crohn's disease (SES-CD)  $\geq 6$  (or  $\geq 4$  for isolated ileal disease). Subjects with inadequate response, loss of response, or intolerance to oral aminosalicylates, corticosteroids, immunosuppressants, and/or biologic therapy were enrolled.

At baseline, the median CDAI was 307 (range: 76 – 634) and 307 (range: 72 – 651), and the median SES-CD was 12 (range: 4 – 45) and 13 (range 4 – 40), in CD-1 and CD-2, respectively. In CD-1, 58% (491/850) of subjects had failed or were intolerant to treatment with one or more biologic therapies (prior biologic failure). All subjects in CD-2 had prior biologic failure. At baseline, 30% and 34% of patients were receiving corticosteroids, 24% and 23% of patients were receiving immunomodulators (azathioprine, 6-mercaptopurine, methotrexate), and 31% and 19% of patients were receiving aminosalicylates in CD-1 and CD-2, respectively. In CD-1 and CD-2

combined, the median age was 36 years (ranging from 16 to 80 years), 81% (1145/1419) of subjects were white, and 53% (753/1419) were male.

In CD-1 and CD-2, the co-primary endpoints were clinical remission and endoscopic response at Week 12. Secondary endpoints included clinical response and endoscopic remission (see Table 14 and Table 15). The SKYRIZI 1,200 mg dosage did not demonstrate additional treatment benefit over the 600 mg dosage and is not a recommended regimen [*see Dosage and Administration (2.6)*].

**Table 14. Proportion of Subjects Meeting Efficacy Endpoints at Week 12 – Trial CD-1**

Endpoint	Placebo	SKYRIZI 600 mg Intravenous Infusion <sup>a</sup>	Treatment Difference <sup>b</sup> (95% CI)
<b>Clinical Remission<sup>c,d</sup></b>			
Total Population	N=175 25%	N=336 45%	21% <sup>e</sup> (12%, 29%)
Prior biologic failure <sup>f</sup>	N=97 26%	N=195 42%	
Without prior biologic failure	N=78 23%	N=141 49%	
<b>Endoscopic Response<sup>c,g</sup></b>			
Total Population	N=175 12%	N=336 40%	28% <sup>e</sup> (21%, 35%)
Prior biologic failure <sup>f</sup>	N=97 11%	N=195 33%	
Without prior biologic failure	N=78 13%	N=141 50%	
<b>Clinical Response<sup>h</sup></b>			
Total Population	N=175 37%	N=336 60%	23% <sup>e</sup> (14%, 32%)
Prior biologic failure <sup>f</sup>	N=97 34%	N=195 58%	
Without prior biologic failure	N=78 40%	N=141 62%	
<b>Endoscopic Remission<sup>i</sup></b>			
Total Population	N=175 9%	N=336 24%	15% <sup>e</sup> (9%, 21%)
Prior biologic failure <sup>f</sup>	N=97 5%	N=195 18%	
Without prior biologic failure	N=78 14%	N=141 32%	

a. SKYRIZI 600 mg as an intravenous infusion at Week 0, Week 4, and Week 8  
b. Adjusted treatment difference (95% CI) based on Cochran-Mantel-Haenszel method adjusted for randomization stratification factors  
c. Co-primary endpoints  
d. CDAI <150  
e. p <0.001  
f. Prior biologic failure includes inadequate response, loss of response, or intolerance to one or more biologic treatments for CD  
g. A decrease in SES-CD > 50% from baseline, or a decrease of at least 2 points for subjects with a baseline score of 4 and isolated ileal disease, based on central reading  
h. A reduction of CDAI ≥ 100 points from baseline  
i. SES-CD ≤ 4 and at least a 2-point reduction from baseline, with no individual subscore greater than 1, based on central reading

**Table 15. Proportion of Subjects Meeting Efficacy Endpoints at Week 12 – Trial CD-2<sup>a</sup>**

Endpoint	Placebo N=187	SKYRIZI 600 mg Intravenous Infusion <sup>b</sup> N=191	Treatment Difference <sup>c</sup> (95% CI)
Clinical Remission <sup>d,e</sup>	20%	42%	22% <sup>f</sup> (13%, 31%)
Endoscopic Response <sup>d,g</sup>	11%	29%	18% <sup>f</sup> (10%, 25%)
Clinical Response <sup>h</sup>	30%	60%	29% <sup>f</sup> (20%, 39%)
Endoscopic Remission <sup>i</sup>	4%	19%	15% <sup>f</sup> (9%, 21%)

a. All subjects enrolled in CD-2 had prior biologic failure. Prior biologic failure includes inadequate response, loss of response, or intolerance to one or more biologic treatments for CD  
b. SKYRIZI 600 mg as an intravenous infusion at Week 0, Week 4, and Week 8  
c. Adjusted treatment difference (95% CI) based on Cochran-Mantel-Haenszel method adjusted for randomization stratification factors  
d. Co-primary endpoints  
e. CDAI score <150  
f. p < 0.001  
g. A decrease in SES-CD > 50% from baseline, or a decrease of at least 2 points for subjects with a baseline score of 4 and isolated ileal disease, based on central reading  
h. A reduction of CDAI ≥ 100 points from baseline  
i. SES-CD ≤ 4 and at least a 2-point reduction versus from baseline, with and no individual subscore greater than 1, based on central reading

Onset of clinical response and clinical remission based on CDAI occurred as early as Week 4 in a greater proportion of subjects treated with the SKYRIZI 600 mg induction regimen compared to placebo.

Reductions in stool frequency and abdominal pain were observed in a greater proportion of subjects treated with the SKYRIZI 600 mg induction regimen compared to placebo at Week 12.

### Trial CD-3

The maintenance trial CD-3 evaluated 382 subjects who achieved clinical response defined as a reduction in CDAI of at least 100 points from baseline after 12 weeks of induction treatment with intravenous SKYRIZI in trials CD-1 and CD-2. Subjects were randomized to receive a maintenance regimen of SKYRIZI 180 mg or SKYRIZI 360 mg or placebo at Week 12 and every 8 weeks thereafter for up to an additional 52 weeks.

The co-primary endpoints in CD-3 were clinical remission and endoscopic response at Week 52 (see Table 16).

**Table 16. Proportion of Subjects Meeting Efficacy Endpoints at Week 52 – Trial CD-3**

Endpoint	Placebo <sup>a</sup>	SKYRIZI 180 mg Subcutaneous Injection <sup>b</sup>	SKYRIZI 360 mg Subcutaneous Injection <sup>c</sup>	Treatment Difference vs Placebo <sup>d</sup> (95% CI)	
				SKYRIZI 180 mg	SKYRIZI 360 mg
<b>Clinical Remission<sup>e,f</sup></b>					
Total Population	N=130 46%	N=135 61%	N=117 57%	17% <sup>g</sup> (6%, 28%)	14% <sup>g</sup> (3%, 26%)
Prior biologic failure <sup>h</sup>	N=99 40%	N=95 56%	N=83 51%		
Without prior biologic failure	N=31 65%	N=40 75%	N=34 71%		
<b>Endoscopic Response<sup>e,i</sup></b>					
Total Population	N=130 22%	N=135 50%	N=117 48%	30% <sup>g</sup> (20%, 39%)	31% <sup>g</sup> (21%, 41%)
Prior biologic failure <sup>h</sup>	N=99 21%	N=95 44%	N=83 44%		
Without prior biologic failure	N=31 23%	N=40 65%	N=34 59%		
<p>a. The placebo group consisted of patients who were in response to SKYRIZI and were randomized to receive placebo at the start of maintenance therapy.</p> <p>b. SKYRIZI 180 mg at Week 12 and every 8 weeks thereafter for up to an additional 52 weeks</p> <p>c. SKYRIZI 360 mg at Week 12 and every 8 weeks thereafter for up to an additional 52 weeks</p> <p>d. Adjusted treatment difference and 95% CI computed using Cochran-Mantel-Haenszel method adjusted for randomization stratification factors</p> <p>e. Co-primary endpoints</p> <p>f. CDAI &lt;150</p> <p>g. p &lt;0.05</p> <p>h. Prior biologic failure includes inadequate response, loss of response, or intolerance to one or more biologic treatments for CD</p> <p>i. A decrease in SES-CD &gt; 50% from baseline, or a decrease of at least 2 points for subjects with a baseline score of 4 and isolated ileal disease, based on central reading</p>					

Endoscopic remission was observed at Week 52 in 33% (44/135) of subjects treated with the SKYRIZI 180 mg maintenance regimen and 41% (48/117) of subjects treated with the SKYRIZI 360 mg maintenance regimen, compared to 13% (17/130) of subjects treated with placebo. This endpoint was not statistically significant under the prespecified multiple testing procedure.

#### 14.4 Ulcerative Colitis

##### Induction Trial (Trial UC-1)

In the 12-week induction trial (UC-1; NCT03398148), 966 subjects with moderately to severely active ulcerative colitis were randomized and received SKYRIZI 1,200 mg or placebo as an intravenous infusion at Week 0, Week 4, and Week 8. Disease activity was assessed by the modified Mayo score (mMS), a 3-component Mayo score (0-9) which consists of the following subscores (0 to 3 for each subscore): stool frequency (SFS), rectal bleeding (RBS), and findings on centrally read endoscopy score (ES). An ES of 2 was defined by marked erythema, lack of vascular pattern, any friability, and/or erosions; an ES of 3 was defined by spontaneous bleeding

and ulceration. Enrolled subjects had a mMS between 5 and 9, with an ES of 2 or 3. Subjects with inadequate response, or intolerance to oral aminosalicylates, corticosteroids, immunomodulators, biologics, Janus Kinase inhibitors (JAKi), and/or sphingosine-1-phosphate receptor modulators (S1PRM) were enrolled.

At baseline in UC-1, the median mMS was 7; 37% had severely active disease (mMS >7); 69% had an ES of 3. In UC-1, 52% (499/966) of subjects had failed (inadequate response or intolerance) treatment with one or more biologics, JAKi or S1PRM. Of these 499 subjects, 484 (97%) failed biologics and 90 (18%) failed JAK inhibitors. Enrolled subjects were permitted to use a stable dose of oral corticosteroids (up to 20 mg/day prednisone or equivalent), immunomodulators, and aminosalicylates. At baseline, 36% of subjects were receiving corticosteroids, 16% of subjects were receiving immunomodulators (including azathioprine, 6-mercaptopurine, methotrexate), and 73% of subjects were receiving aminosalicylates in UC-1.

In UC-1, the primary endpoint was clinical remission defined using the mMS at Week 12 (see Table 17). Key secondary endpoints included clinical response, endoscopic improvement, and histologic endoscopic mucosal improvement (see Table 17).

**Table 17. Proportion of Subjects Meeting Efficacy Endpoints at Week 12 – Trial UC-1**

Endpoint	Placebo	SKYRIZI 1,200 mg Intravenous Infusion <sup>a</sup>	Treatment Difference (95% CI) <sup>b</sup>
<b>Clinical Remission<sup>c</sup></b>			
Total Population	N=320 8%	N=646 24%	16% <sup>h</sup> (12%, 20%)
Prior biologic, JAKi, or S1PRM failure <sup>d</sup>	N=168 6%	N=331 14%	
Without prior biologic, JAKi, or S1PRM failure	N=152 9%	N=315 33%	
<b>Clinical Response<sup>e</sup></b>			
Total Population	N=320 36%	N=646 65%	29% <sup>h</sup> (23%, 35%)
Prior biologic, JAKi, or S1PRM failure <sup>d</sup>	N=168 32%	N=331 56%	
Without prior biologic, JAKi, or S1PRM failure	N=152 41%	N=315 75%	
<b>Endoscopic Improvement<sup>f</sup></b>			
Total Population	N=320 12%	N=646 36%	25% <sup>h</sup> (20%, 30%)
Prior biologic, JAKi, or S1PRM failure <sup>d</sup>	N=168 10%	N=331 26%	
Without prior biologic, JAKi, or S1PRM failure	N=152 14%	N=315 47%	
<b>Histologic Endoscopic Mucosal Improvement (HEMI)<sup>g</sup></b>			
Total Population	N=320 7%	N=646 24%	17% <sup>h</sup> (13%, 21%)
Prior biologic, JAKi, or S1PRM failure <sup>d</sup>	N=168 7%	N=331 16%	
Without prior biologic, JAKi, or S1PRM failure	N=152 8%	N=315 33%	
<sup>a</sup> SKYRIZI 1,200 mg as an intravenous infusion at Week 0, Week 4, and Week 8 <sup>b</sup> Adjusted treatment difference (95% CI) based on Cochran-Mantel-Haenszel method adjusted for stratification factors <sup>c</sup> Per mMS: SFS ≤ 1 and not greater than baseline, RBS = 0, and ES ≤ 1 without friability <sup>d</sup> Prior failure includes inadequate response or intolerance to treatment with one or more of the following: biologic therapies, Janus Kinase inhibitors (JAKi), and/or sphingosine-1-phosphate receptor modulators (S1PRM) <sup>e</sup> Per mMS: decrease ≥ 2 points and ≥ 30% from baseline, and a decrease in RBS ≥ 1 from baseline or an absolute RBS ≤ 1 <sup>f</sup> ES ≤ 1 without the evidence of friability <sup>g</sup> ES ≤ 1 without the evidence of friability and Geboes score ≤ 3.1 (indicating neutrophil infiltration in <5% of crypts, no crypt destruction and no erosions, ulcerations or granulation tissue) <sup>h</sup> p < 0.001			

UC-1 was not designed to evaluate the relationship of histologic endoscopic mucosal improvement at week 12 to disease progression and long-term outcomes.

#### *Rectal Bleeding and Stool Frequency Subscores*

Decreases in rectal bleeding and stool frequency subscores in subjects treated with SKYRIZI compared to placebo were observed as early as 4 weeks.

#### *Endoscopic Assessment*

Endoscopic remission was defined as ES of 0. At Week 12, a greater proportion of subjects treated with SKYRIZI compared to placebo achieved endoscopic remission (11% vs 3%).

#### *Bowel Urgency*

A greater proportion of subjects treated with the SKYRIZI 1,200 mg induction regimen compared to placebo had no bowel urgency (44% vs 27%) at Week 12.

#### *Fatigue*

In UC-1, subjects treated with SKYRIZI experienced a clinically meaningful improvement in fatigue, assessed by change from baseline in FACIT-F score, at Week 12, compared to placebo-treated subjects. The effect of SKYRIZI to improve fatigue after 12 weeks of induction has not been established.

#### *Other UC Symptoms*

The proportion of subjects who had no nocturnal bowel movements was greater in subjects treated with SKYRIZI compared to placebo at Week 12 (67% vs 43%).

### Maintenance Trial UC-2

The maintenance trial (UC-2; NCT03398135) evaluated 547 subjects who received one of three SKYRIZI induction regimens, including the 1,200 mg regimen, for 12 weeks in Trials UC-1 or UC-3 and demonstrated clinical response per mMS after 12 weeks. Subjects were randomized to receive a maintenance regimen of subcutaneous (SC) SKYRIZI 180 mg or SKYRIZI 360 mg or placebo at Week 12 and every 8 weeks thereafter for up to an additional 52 weeks.

In UC-2, 75% (411/547) of subjects had failed (inadequate response or intolerance) treatment with one or more biologics, JAKi, or S1PRM. Of these 411 subjects, 407 (99%) failed biologics and 78 (19%) failed JAK inhibitors.

The primary endpoint in UC-2 was clinical remission using mMS at Week 52 (see Table 18). Key secondary endpoints included corticosteroid-free clinical remission, endoscopic improvement, and histologic endoscopic mucosal improvement (see Table 18).

**Table 18. Proportion of Subjects Meeting Efficacy Endpoints at Week 52 – Trial UC-2**

<b>Endpoint</b>	<b>Placebo<sup>a</sup></b>	<b>SKYRIZI 180 mg SC Injection<sup>b</sup></b>	<b>SKYRIZI 360 mg SC Injection<sup>c</sup></b>
Clinical remission <sup>d</sup>			
Total Population	N=182 26%	N=179 45%	N=186 41%

Treatment Difference vs Placebo <sup>e</sup> (95% CI)		20% <sup>j</sup> [11%, 29%]	16% <sup>j</sup> [7%, 25%]
Prior biologic, JAKi, or S1PRM failure <sup>f</sup>	N=138 24%	N=134 41%	N=139 32%
Without prior biologic, JAKi, or S1PRM failure	N=44 32%	N=45 58%	N=47 67%
Corticosteroid-free clinical remission <sup>g</sup>			
Total Population	N=182 26%	N=179 45%	N=186 40%
Treatment Difference vs Placebo <sup>e</sup> (95% CI)		20% <sup>j</sup> [11%, 29%]	16% <sup>j</sup> [7%, 25%]
Prior biologic, JAKi, or S1PRM failure <sup>f</sup>	N=138 24%	N=134 40%	N=139 32%
Without prior biologic, JAKi, or S1PRM failure	N=44 32%	N=45 58%	N=47 64%
Endoscopic improvement <sup>h</sup>			
Total Population	N=182 31%	N=179 51%	N=186 48%
Treatment Difference vs Placebo <sup>e</sup> (95% CI)		20% <sup>j</sup> [11%, 30%]	18% <sup>j</sup> [8%, 27%]
Prior biologic, JAKi, or S1PRM failure <sup>f</sup>	N=138 30%	N=134 48%	N=139 39%
Without prior biologic, JAKi, or S1PRM failure	N=44 34%	N=45 60%	N=47 76%
Histologic Endoscopic Mucosal Improvement <sup>i</sup>			
Total Population	N=182 24%	N=179 43%	N=186 42%
Treatment Difference vs Placebo <sup>e</sup> (95% CI)		20% <sup>j</sup> [11%, 29%]	20% <sup>j</sup> [11%, 29%]
Prior biologic, JAKi, or S1PRM failure <sup>f</sup>	N=138 22%	N=134 39%	N=139 33%
Without prior biologic, JAKi, or S1PRM failure	N=44 30%	N=45 55%	N=47 69%
<p><sup>a</sup> The placebo group consisted of subjects who were in response to 12 weeks of SKYRIZI induction and were randomized to receive placebo at the start of maintenance therapy.</p> <p><sup>b</sup> SKYRIZI 180 mg at Week 12 and every 8 weeks thereafter for up to an additional 52 weeks</p> <p><sup>c</sup> SKYRIZI 360 mg at Week 12 and every 8 weeks thereafter for up to an additional 52 weeks</p> <p><sup>d</sup> Per mMS: SFS ≤ 1 and not greater than baseline, RBS = 0, and ES ≤ 1 without friability</p> <p><sup>e</sup> Adjusted treatment difference (95% CI) based on Cochran-Mantel-Haenszel method adjusted for stratification factors</p> <p><sup>f</sup> Prior failure includes inadequate response or intolerance to treatment with one or more of the following: biologic therapies, Janus Kinase inhibitors (JAKi), and/or sphingosine-1-phosphate receptor modulators (S1PRM)</p> <p><sup>g</sup> Clinical remission per mMS at Week 52 and corticosteroid-free for ≥90 days</p> <p><sup>h</sup> ES ≤ 1 without the evidence of friability</p> <p><sup>i</sup> ES ≤ 1 without the evidence of friability and Geboes score ≤ 3.1 (indicating neutrophil infiltration in &lt;5% of crypts, no crypt destruction and no erosions, ulcerations or granulation tissue)</p> <p><sup>j</sup> p &lt; 0.001</p>			

### *Endoscopic Assessment*

Endoscopic remission was defined as ES of 0. In UC-2, a greater proportion of subjects treated with SKYRIZI 180 mg and SKYRIZI 360 mg compared to placebo achieved endoscopic remission at Week 52 (23% and 24% vs 15%).

## **16 HOW SUPPLIED/STORAGE AND HANDLING**

### How Supplied

SKYRIZI (risankizumab-rzaa) injection is supplied in the following strengths and packaging units:

<b>Strength</b>	<b>Packaging Unit</b>	<b>NDC</b>
<b>Subcutaneous Injection</b>		
150 mg/mL single-dose pen	Carton of 1	0074-2100-01
55 mg/0.37 mL single-dose prefilled syringe	Carton of 1	0074-4059-01
90 mg/mL single-dose prefilled syringe	Carton of 2	0074-7040-02
	Carton of 4	0074-7042-04
180 mg/1.2 mL (150 mg/mL) single-dose prefilled syringe	Carton of 1	0074-8300-01
	Carton of 2	0074-8350-01
150 mg/mL single-dose prefilled syringe	Carton of 1	0074-1050-01
180 mg/1.2 mL (150 mg/mL) single-dose prefilled cartridge with on-body injector	Kit	0074-1065-01
360 mg/2.4 mL (150 mg/mL) single-dose prefilled cartridge with on-body injector	Kit	0074-1070-01
<b>Intravenous Infusion</b>		
600 mg/10 mL (60 mg/mL) single-dose vial	Carton of 1	0074-5015-01

### *Subcutaneous Injection*

- SKYRIZI 55 mg/0.37 mL prefilled syringe contains a sterile, preservative-free, colorless to yellow, and clear to slightly opalescent solution. Each prefilled syringe consists of a 1 mL glass syringe with a fixed 27-gauge ½ inch needle with needle guard.
- SKYRIZI 150 mg/mL prefilled syringe or prefilled pen contains a sterile, preservative-free, colorless to yellow, and clear to slightly opalescent solution. Each prefilled syringe or prefilled pen consists of a 1 mL glass syringe with a fixed 27-gauge ½ inch needle with needle guard.

- SKYRIZI 90 mg/mL prefilled syringe contains a sterile, preservative-free, colorless to slightly yellow and clear to slightly opalescent solution. Each prefilled syringe consists of a 1 mL glass syringe with a fixed 29-gauge ½ inch needle with needle guard.
- SKYRIZI 180 mg/1.2 mL (150 mg/mL) prefilled syringe contains a sterile, preservative-free, colorless to yellow, and clear to slightly opalescent solution. Each prefilled syringe consists of a 2.25 mL glass syringe with a fixed 27-gauge ½ inch needle with needle guard.
- SKYRIZI 180 mg/1.2 mL (150 mg/mL) cyclic olefin polymer prefilled cartridge with a septum and cap contains a sterile, preservative-free, colorless to yellow, and clear to slightly opalescent solution for use with supplied on-body injector administration device.
- SKYRIZI 360 mg/2.4 mL (150 mg/mL) cyclic olefin polymer prefilled cartridge with a septum and cap contains a sterile, preservative-free, colorless to yellow, and clear to slightly opalescent solution for use with supplied on-body injector administration device.

#### *Intravenous Infusion*

SKYRIZI 600 mg/10 mL (60 mg/mL) vial contains a sterile and preservative-free, colorless to slightly yellow, and clear to slightly opalescent solution. Each glass vial is closed with a stopper and blue flip cap.

#### Storage and Handling

- Store in a refrigerator at 36°F to 46° F (2°C to 8°C).
- Do not freeze.
- Do not shake.
- Keep in the original cartons to protect from light.
- Not made with natural rubber latex.

## **17 PATIENT COUNSELING INFORMATION**

Advise patients and/or caregivers to read the FDA-approved patient labeling (Medication Guide and Instructions for Use).

#### Hypersensitivity Reactions

Advise patients to discontinue SKYRIZI and seek immediate medical attention if they experience any symptoms of serious hypersensitivity reactions [*see Warnings and Precautions (5.1)*].

#### Infections

Inform patients that SKYRIZI may lower the ability of their immune system to fight infections. Instruct patients of the importance of communicating any history of infections to the healthcare provider and contacting their healthcare provider if they develop any symptoms of an infection [*see Warnings and Precautions (5.2)*].

#### Hepatotoxicity

Inform patients that SKYRIZI may cause liver injury, especially during the initial 12 weeks of treatment. Instruct patients to seek immediate medical attention if they experience symptoms

suggestive of liver dysfunction (e.g., unexplained rash, nausea, vomiting, abdominal pain, fatigue, anorexia, or jaundice and/or dark urine) [see *Warnings and Precautions (5.4)*].

### Immunizations

Advise patients that vaccination with live vaccines is not recommended during SKYRIZI treatment and immediately prior to or after SKYRIZI treatment. Medications that interact with the immune system may increase the risk of infection following administration of live vaccines. Instruct patients to inform the healthcare practitioner that they are taking SKYRIZI prior to a potential vaccination [see *Warnings and Precautions (5.5)*].

### Administration Instruction

Instruct patients or caregivers to perform the first self-injected dose under the supervision and guidance of a qualified healthcare professional for training in preparation and administration of SKYRIZI, including choosing anatomical sites for administration, and proper subcutaneous injection technique [see *Dosage and Administration (2.5)*].

For pediatric patients, inform patients and caregivers that for pediatric patients 10 years of age and older, it is recommended that SKYRIZI be administered by or under supervision of an adult. For pediatric patients 6 to less than 10 years of age, SKYRIZI should be administered by an adult [see *Dosage and Administration (2.5)*].

If using SKYRIZI 90 mg/mL, instruct patients or caregivers to administer two 90 mg single-dose syringes to achieve the full 180 mg maintenance dose or four 90 mg single-dose syringes to achieve the full 360 mg maintenance dose of SKYRIZI for Crohn's disease or ulcerative colitis [see [Instructions for Use](#)].

If using SKYRIZI 180 mg/1.2 mL, instruct patients or caregivers to administer one 180 mg single-dose syringe to achieve the full 180 mg maintenance dose or two 180 mg single-dose syringes to achieve the full 360 mg maintenance dose of SKYRIZI for Crohn's disease or ulcerative colitis [see [Instructions for Use](#)].

Instruct patients or caregivers in the technique of pen or syringe disposal [see [Instructions for Use](#)].

### Pregnancy

Advise patients that there is a pregnancy registry that monitors pregnancy outcomes in women exposed to SKYRIZI during pregnancy [see *Use in Specific Populations (8.1)*].

Manufactured by:

AbbVie Inc.

North Chicago, IL 60064, USA

US License Number 1889

SKYRIZI® is a registered trademark of AbbVie Biotechnology Ltd.

© 2019-2026 AbbVie Inc.

20100656 6/2026

**Medication Guide**  
**SKYRIZI® (sky-RIZZ-ee)**  
**(risankizumab-rzaa)**

**injection, for subcutaneous or intravenous use**

**What is the most important information I should know about SKYRIZI?**

**SKYRIZI may cause serious side effects, including:**

**Serious allergic reactions.** Stop using SKYRIZI and get emergency medical help right away if you get any of the following symptoms of a serious allergic reaction:

- fainting, dizziness, feeling lightheaded (low blood pressure)
- swelling of your face, eyelids, lips, mouth, tongue, or throat
- trouble breathing or throat tightness
- chest tightness
- skin rash, hives
- itching

**Infections.** SKYRIZI may lower the ability of your immune system to fight infections and may increase your risk of infections. Your healthcare provider should check you for infections and tuberculosis (TB) before starting treatment with SKYRIZI and may treat you for TB before you begin treatment with SKYRIZI if you have a history of TB or have active TB. Your healthcare provider should watch you closely for signs and symptoms of TB during and after treatment with SKYRIZI. Tell your healthcare provider right away if you have an infection or have symptoms of an infection, including:

- fever, sweats, or chills
- cough
- shortness of breath
- blood in your mucus (phlegm)
- muscle aches
- warm, red, or painful skin or sores on your body different from your psoriasis
- weight loss
- diarrhea or stomach pain
- burning when you urinate or urinating more often than normal

**See “What are the possible side effects of SKYRIZI?” for more information about side effects.**

**What is SKYRIZI?**

SKYRIZI is a prescription medicine used to treat:

- moderate to severe plaque psoriasis in adults and children 6 years of age and older who may benefit from taking injections or pills (systemic therapy) or treatment using ultraviolet or UV light (phototherapy).
- active psoriatic arthritis in adults.
- moderate to severe Crohn’s disease in adults.
- moderate to severe ulcerative colitis in adults.

It is not known if SKYRIZI is safe and effective in children under 6 years of age with moderate to severe plaque psoriasis.

It is not known if SKYRIZI is safe and effective in children with psoriatic arthritis, Crohn’s disease, or ulcerative colitis.

**Who should not use SKYRIZI?**

**Do not use SKYRIZI if you are allergic to risankizumab-rzaa or any of the ingredients in SKYRIZI.** See the end of this Medication Guide for a complete list of ingredients in SKYRIZI.

**Before using SKYRIZI, tell your healthcare provider about all of your medical conditions, including if you:**

- have any of the conditions or symptoms listed in the section “**What is the most important information I should know about SKYRIZI?**”
- have an infection that does not go away or that keeps coming back.
- have TB or have been in close contact with someone with TB.
- have recently received or are scheduled to receive an immunization (vaccine). Medicines that interact with the immune system may increase your risk of getting an infection after receiving live vaccines. You should avoid receiving live vaccines right before, during, or right after treatment with SKYRIZI. Tell your healthcare provider that you are taking SKYRIZI before receiving a vaccine.
- are pregnant or plan to become pregnant. It is not known if SKYRIZI can harm your unborn baby.
- are breastfeeding or plan to breastfeed. It is not known if SKYRIZI passes into your breast milk.

- If you become pregnant while taking SKYRIZI, you are encouraged to enroll in the Pregnancy Registry. The purpose of the pregnancy registry is to collect information about the health of you and your baby. Talk to your healthcare provider or call 1-877-302-2161 to enroll in this registry.
- Tell your healthcare provider about all the medicines you take**, including prescription and over-the-counter medicines, vitamins, and herbal supplements.

**How should I use SKYRIZI?**

**See the detailed “Instructions for Use” that comes with SKYRIZI for information on how to prepare and inject a dose of SKYRIZI, and how to properly throw away (dispose of) a used SKYRIZI prefilled pen, prefilled syringe, or prefilled cartridge with on-body injector.**

- Use SKYRIZI exactly as your healthcare provider tells you to use it.
- Your healthcare provider will tell you how much SKYRIZI is right for you and how often you should receive it.
- Before self-injecting with SKYRIZI prefilled pen, prefilled syringe, or prefilled cartridge with on-body injector, your healthcare provider should show you how to inject SKYRIZI.
- For children 6 years of age and older:
  - In children 10 years of age and older, it is recommended that SKYRIZI prefilled pen or prefilled syringe be given by an adult or with an adult watching (supervision).
  - In children 6 years to less than 10 years of age, SKYRIZI should be given by an adult.
- If you miss your SKYRIZI dose, inject a dose as soon as you remember. Then, take your next dose at your regular scheduled time. Call your healthcare provider if you are not sure what to do.
- If you inject more SKYRIZI than prescribed, call your healthcare provider right away.

Adults and children 6 years of age and older with moderate to severe plaque psoriasis or adults with psoriatic arthritis will receive SKYRIZI as an injection under the skin (subcutaneous injection) using the prefilled pen or prefilled syringe.

Adults with Crohn’s disease or ulcerative colitis will receive their starter doses with SKYRIZI through a vein in the arm (intravenous infusion) in a healthcare facility by a healthcare provider. After completing the starter doses, patients will receive SKYRIZI as 1 or more injections under the skin (subcutaneous injection) using the prefilled cartridge with on-body injector or prefilled syringe.

**What are the possible side effects of SKYRIZI?**

**SKYRIZI may cause serious side effects including:**

- See “What is the most important information I should know about SKYRIZI?”
- **Liver problems may happen while being treated for Crohn’s disease or ulcerative colitis.** A person with Crohn’s disease who received SKYRIZI by intravenous infusion (through a vein in the arm) developed changes in liver blood tests with a rash that led to hospitalization. Your healthcare provider will do blood tests to check your liver before, during, and at least up to 12 weeks of treatment with SKYRIZI. Your healthcare provider may stop treatment with SKYRIZI if you develop liver problems. Tell your healthcare provider right away if you notice any of the following symptoms:
  - unexplained rash
  - vomiting
  - tiredness (fatigue)
  - yellowing of the skin and eyes (jaundice)
  - nausea
  - stomach (abdominal) pain
  - loss of appetite
  - dark urine

**The most common side effects of SKYRIZI in people treated for Crohn’s disease and ulcerative colitis include:**

- upper respiratory infections
- headache
- joint pain
- stomach (abdominal) pain
- injection site reactions
- low red blood cells (anemia)
- fever
- back pain
- urinary tract infection
- rash

**The most common side effects of SKYRIZI in people treated for plaque psoriasis and psoriatic arthritis include:**

- upper respiratory infections
- headache
- feeling tired
- injection site reactions
- fungal skin infections

These are not all the possible side effects of SKYRIZI.

Call your doctor for medical advice about side effects. You may report side effects to FDA at 1-800-FDA-1088.

**How should I store SKYRIZI?**

- Store SKYRIZI in the refrigerator between 36°F to 46°F (2°C to 8°C).
- Do not freeze SKYRIZI.
- Do not shake SKYRIZI.
- Keep SKYRIZI in the original carton to protect it from light.
- SKYRIZI is not made with natural rubber latex.

**Keep SKYRIZI and all medicines out of the reach of children.**

**General information about the safe and effective use of SKYRIZI.**

Medicines are sometimes prescribed for purposes other than those listed in a Medication Guide. Do not use SKYRIZI for a condition for which it was not prescribed. Do not give SKYRIZI to other people, even if they have the same symptoms that you have. It may harm them. You can ask your pharmacist or healthcare provider for information about SKYRIZI that is written for health professionals.

**What are the ingredients in SKYRIZI?**

**Active ingredient:** risankizumab-rzaa.

**SKYRIZI 90 mg/mL prefilled syringe inactive ingredients:** polysorbate 20, sodium succinate, sorbitol, succinic acid, and Water for Injection, USP.

**SKYRIZI 55 mg/0.37 mL prefilled syringe, 150 mg/mL prefilled pen or prefilled syringe, 180 mg/1.2 mL prefilled syringe or prefilled cartridge, 360 mg/2.4 mL prefilled cartridge, and 600 mg/10 mL vial inactive ingredients:** glacial acetic acid, polysorbate 20, sodium acetate, trehalose, and Water for Injection, USP.

Manufactured by: AbbVie Inc., North Chicago, IL 60064, U.S.A.

US License Number 1889

SKYRIZI® is a registered trademark of AbbVie Biotechnology Ltd.

© 2019-2026 AbbVie Inc.

For more information, call 1-866-SKYRIZI (1-866-759-7494) or go to [www.SKYRIZI.com](http://www.SKYRIZI.com).

This Medication Guide has been approved by the U.S. Food and Drug Administration  
20100656

Revised: 6/2026

**INSTRUCTIONS FOR USE**  
**SKYRIZI® (sky-RIZZ-ee) Pen**  
**(risankizumab-rzaa)**  
**injection, for subcutaneous use**  
**single-dose prefilled pen**  
**150 mg/mL**

**Read Before First Use**

Refer to the **Medication Guide** for product information.

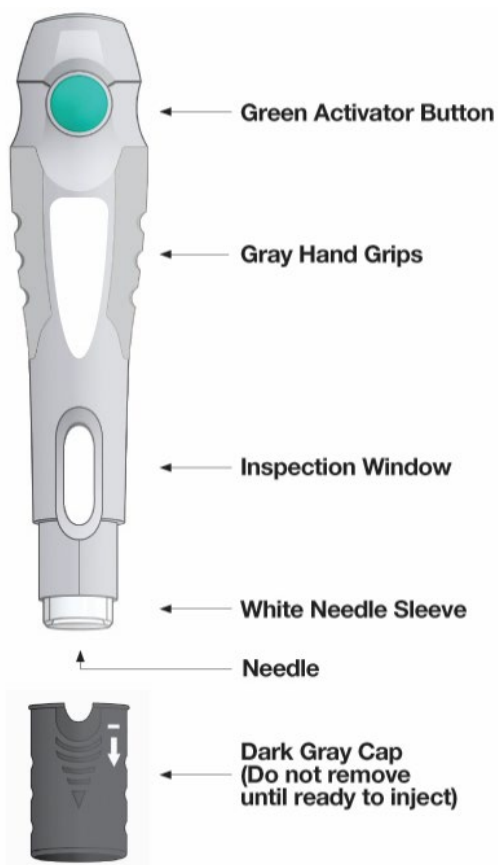
**Read complete Instructions for Use before using SKYRIZI Pen (risankizumab-rzaa) injection.**

**Before using SKYRIZI, you should receive training from your healthcare provider on how to inject SKYRIZI Pen.**

**In children 10 years of age and older, it is recommended that SKYRIZI Pen be given by an adult or with an adult watching (supervision).**

**In children 6 years to less than 10 years of age, SKYRIZI should be given by an adult.**

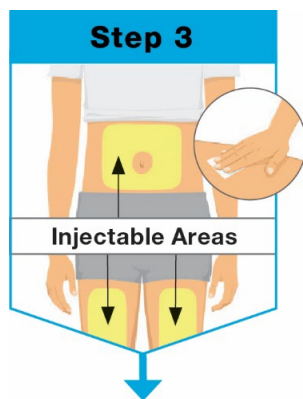
**SKYRIZI Pen**



**Important Information You Need to Know Before Injecting SKYRIZI Pen**

- Store SKYRIZI Pen in the **refrigerator** between 36°F to 46°F (2°C to 8°C).
- Keep SKYRIZI Pen in the original carton to protect from light until you are ready to use.
- **Before injecting**, take the SKYRIZI Pen carton out of the refrigerator. **Leave** the carton at room temperature and out of direct sunlight for **30 to 90 minutes**.
- The liquid in the inspection window should look clear to yellow and may contain tiny white or clear particles.
- **Do not** use SKYRIZI Pen if the liquid is **discolored, cloudy** or contains **flakes** or **large particles**.
- **Do not** use SKYRIZI Pen if the **expiration date (EXP)** has passed.
- **Do not** use SKYRIZI Pen if the liquid has been **frozen**, even if it has been thawed.
- **Do not** shake SKYRIZI Pen.
- **Do not** use if the SKYRIZI Pen has been **dropped or damaged**.
- **Do not** use SKYRIZI Pen if carton perforations are **broken**. **Return product to pharmacy**.
- **Do not** remove the dark gray cap until right before injection.
- SKYRIZI Pen is not made with natural rubber latex.

## Prepare SKYRIZI Pen injection



**Take** the SKYRIZI Pen carton out of the refrigerator. **Leave** the carton at room temperature and out of direct sunlight for **30 to 90 minutes** before injecting.

- **Do not** remove the SKYRIZI Pen from the carton while allowing SKYRIZI to reach room temperature.
- **Do not** warm SKYRIZI Pen in any other way. For example, **do not** warm it in a microwave or in hot water.
- **Do not** use the SKYRIZI Pen if the liquid has been frozen, even if it has been thawed.

**Check** expiration date (**EXP**). **Do not** use the SKYRIZI Pen if expiration date has passed.

**Gather and Place** the following on a clean, flat surface:

- 1 single-dose SKYRIZI Pen (included)
- 1 alcohol swab (not included)
- 1 cotton ball or gauze pad (not included)
- Sharps disposal container (not included). See "**Used SKYRIZI Pen Disposal**" for information on how to throw away (dispose of) used SKYRIZI Pens.

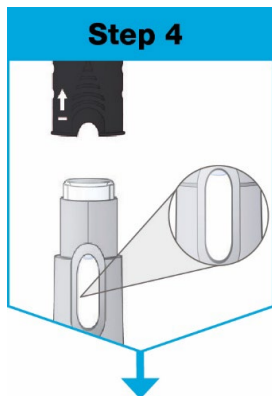
**Wash and dry** your hands.

**Choose** an injection site:

- on the front of your **left thigh** or **right thigh** or
- your **abdomen** (belly) at least 2 inches from your navel (belly button)

**Wipe** the injection site in a circular motion with the alcohol swab and let it dry.

- **Do not** touch or blow on the injection site after it is cleaned. Allow the skin to dry before injecting.
- **Do not** inject through clothes.
- **Do not** inject into skin that is sore, bruised, red, hard, scarred, has stretch marks, or areas with psoriasis.



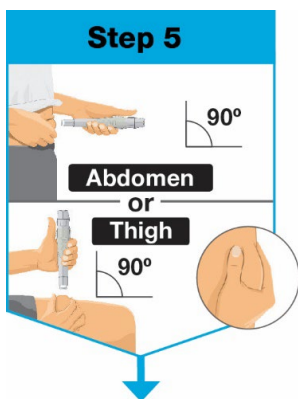
**Hold** the SKYRIZI Pen with the dark gray cap pointing up.

- **Pull** the dark gray cap straight off.
- **Throw** the dark gray cap away.

**Check** the liquid through the inspection window.

- It is normal to see 1 or more bubbles in the liquid.
- The liquid should look clear to yellow and may contain tiny white or clear particles.
- **Do not** use if the liquid is **discolored**, **cloudy** or contains **flakes** or **large particles**.

### Give SKYRIZI Pen injection

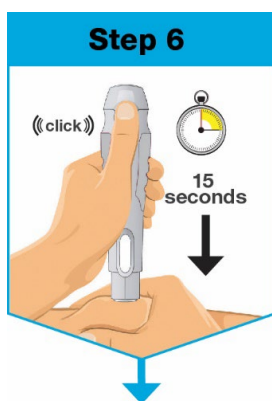


**Hold** the SKYRIZI Pen with your fingers on the gray hand grips.

**Turn** the SKYRIZI Pen so that the white needle sleeve points toward the injection site and you can see the green activator button.

**Pinch** the skin at your injection site to make a raised area and hold it firmly.

**Place** the white needle sleeve straight (90-degree angle) against the raised injection site.



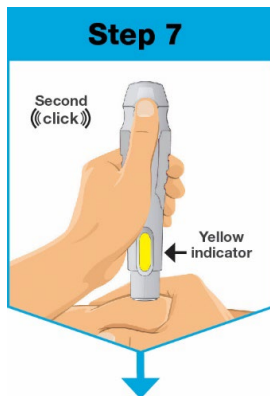
**Hold** the SKYRIZI Pen so that you can see the green activator button and inspection window.

**Push and keep pressing** the SKYRIZI Pen **down firmly** against the raised injection site.

- The SKYRIZI Pen will activate only if the white needle sleeve is pressed down against the injection site before pressing the green activator button.

**Press** the green activator button and hold the SKYRIZI Pen for **15** seconds.

- The first loud “click” means the **start** of the injection.



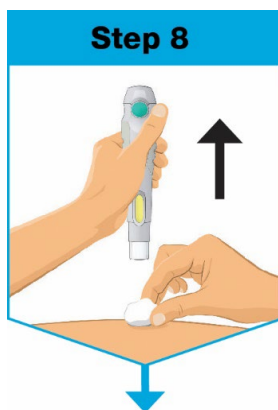
**Keep pressing** the SKYRIZI Pen **down firmly** against the injection site until the injection is complete.

This takes **up to 15 seconds**.

The injection is **complete** when:

- the SKYRIZI Pen has made a second “click” **or**
- the yellow indicator has filled the inspection window

**After SKYRIZI Pen injection**

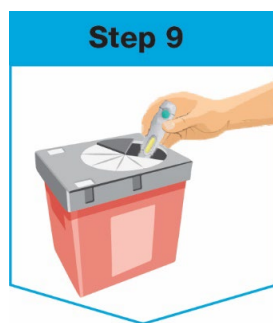


When the injection is complete, slowly pull the SKYRIZI Pen straight out from the skin.

The white needle sleeve will cover the needle tip and make another “click.”

After completing the injection, place a cotton ball or gauze pad on the skin at the injection site.

- **Do not** rub the injection site.
- Slight bleeding at the injection site is normal.



**Throw away (dispose of)** the used SKYRIZI Pen in a **sharps disposal container right away after use**.

- **Do not** dispose of used SKYRIZI Pens in your household trash unless your community guidelines permit this.
- **Do not** recycle your sharps disposal container.

The dark gray cap, alcohol swab, cotton ball or gauze pad, and packaging may be placed in your household trash.

For more information **see “Used SKYRIZI Pen Disposal”** section located on the other side of the instructions.

### Important Information You Need to Know Before Injecting SKYRIZI Pen

- **Before injecting**, take the SKYRIZI Pen carton out of the refrigerator. **Leave** the carton at room temperature and out of direct sunlight for **30 to 90 minutes**.
- The liquid in the inspection window should look clear to yellow and may contain tiny white or clear particles.
- **Do not** use SKYRIZI Pen if the liquid is **discolored, cloudy** or contains **flakes or large particles**.
- **Do not** use SKYRIZI Pen if the **expiration date (EXP)** has passed.
- **Do not** use if the SKYRIZI Pen has been **dropped or damaged**.
- **Do not** use SKYRIZI Pen if carton perforations are **broken**. **Return product to pharmacy**.
- **Do not** remove the dark gray cap until right before injection.
- SKYRIZI Pen is not made with natural rubber latex.

### Storage Information

- Store SKYRIZI Pen in the **refrigerator** between 36°F to 46°F (2°C to 8°C).
- Keep SKYRIZI Pen in the original carton to protect from light until you are ready to use.
- **Do not** use SKYRIZI Pen if the liquid has been **frozen**, even if it has been thawed.
- **Do not** shake SKYRIZI Pen.

**Keep the SKYRIZI Pen and sharps disposal container out of the reach of children.**

Call your healthcare provider or **(866) SKYRIZI** or **(866) 759-7494** or go to [www.SKYRIZI.com](http://www.SKYRIZI.com) if you need help or do not know how to proceed.

### Questions About Using the SKYRIZI Pen

**Q. What if I need help on how to inject SKYRIZI Pen?**

**A.** Call your healthcare provider or **(866) SKYRIZI** or **(866) 759-7494** if you need help.

**Q. I have removed the dark gray cap and pressed the green activator button. Why is my injection not starting?**

**A.** The green activator button will not start the injection unless the white needle sleeve is pressed firmly against the injection site.

**Q. How do I know when the injection is complete?**

**A.** The injection is complete if the SKYRIZI Pen makes a second “click” or the yellow indicator fills the inspection window. This takes up to **15** seconds.

**Q. What should I do if there are more than a few drops of liquid on the injection site?**

**A.** Call (866) SKYRIZI or (866) 759-7494 for help.

**Q. What should I do with the used SKYRIZI Pen after my injection?**

**A.** Throw away (dispose of) the used SKYRIZI Pen in a sharps disposal container right after use. **Do not** throw away in your household trash. For more information, see “**Used SKYRIZI Pen Disposal**” section.

**Call (866) SKYRIZI or (866) 759-7494 or go to [www.SKYRIZI.com](http://www.SKYRIZI.com) for help with your injection.**



To help remember when to inject, mark your calendar with the date you give your SKYRIZI injection.

**Keep the SKYRIZI Pen and sharps disposal container out of the reach of children.**

Call your healthcare provider or (866) SKYRIZI or (866) 759-7494 if you need help or have questions about the use of SKYRIZI.

**Used SKYRIZI Pen Disposal**

**If you do not have a sharps disposal container, you may use a household container that is:**

- made of a heavy-duty plastic,
- can be closed with a tight-fitting, puncture-resistant lid, without sharps being able to come out,
- upright and stable during use,
- leak-resistant, and
- properly labeled to warn of hazardous waste inside the container.

When your sharps disposal container is almost full, you will need to follow your community guidelines for the right way to dispose of your sharps disposal container. There may be state or local laws about how you should throw away used SKYRIZI Pens.

For more information about safe sharps disposal, and for specific information about sharps disposal in the state that you live in, go to the FDA's website at: [www.fda.gov/safesharpsdisposal](http://www.fda.gov/safesharpsdisposal).

**Do not** recycle your used sharps disposal container.

Manufactured by: AbbVie Inc., North Chicago, IL 60064, U.S.A.  
US License Number 1889  
SKYRIZI® is a registered trademark of AbbVie Biotechnology Ltd.  
© 2019-2026 AbbVie Inc.  
20101613

This Instructions for Use has been approved by the U.S. Food and Drug Administration.

Revised: 6/2026

**INSTRUCTIONS FOR USE**  
**SKYRIZI® (sky-RIZZ-ee)**  
**(risankizumab-rzaa)**  
**injection, for subcutaneous use**  
**55 mg/0.37 mL single-dose prefilled syringe,**  
**150 mg/mL single-dose prefilled syringe**

**Read Before First Use**

Refer to the **Medication Guide** for product information.

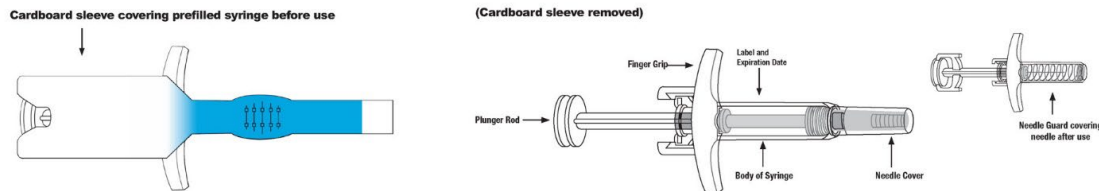
**Read complete Instructions for Use before using SKYRIZI prefilled syringe.**

**Before using SKYRIZI, you should receive training from your healthcare provider on how to inject SKYRIZI prefilled syringe.**

**In children 10 years of age and older, it is recommended that SKYRIZI prefilled syringe be given by an adult or with an adult watching (supervision).**

**In children 6 years to less than 10 years of age, SKYRIZI should be given by an adult.**

**SKYRIZI Prefilled Syringe**



**Important Information You Need to Know Before Injecting SKYRIZI Prefilled Syringe**

- Keep SKYRIZI prefilled syringe in the original carton to protect from light until time to use.
- The liquid should look clear to yellow and may contain tiny white or clear particles.
- **Do not** use SKYRIZI prefilled syringe if the liquid is **discolored, cloudy** or contains **flakes** or **large particles**.
- **Do not** use SKYRIZI prefilled syringe if the **expiration date (EXP:)** shown on the carton and prefilled syringe has passed.
- **Do not** use SKYRIZI prefilled syringe if the liquid has been **frozen** (even if thawed).
- **Do not** shake SKYRIZI prefilled syringe.
- **Do not** use SKYRIZI if the prefilled syringe has been **dropped**.
- **Do not** use SKYRIZI if the prefilled syringe is **damaged** (for example, the needle is bent or the plunger rod is not connected to the body of the syringe).
- **Do not** use SKYRIZI prefilled syringe if carton perforations are **broken**. **Return product to the pharmacy.**
- **Do not** remove the needle cover until right before giving the injection.
- SKYRIZI prefilled syringe is not made with natural rubber latex.

**Keep SKYRIZI prefilled syringe and all medicines out of the reach of children.**

**Before Injecting**

- **Receive** training on how to inject SKYRIZI before giving injection. Call your healthcare provider or **(866) SKYRIZI or (866) 759-7494** if you need help.
- **Mark your calendar** ahead of time to remember when to take SKYRIZI prefilled syringe.
- **Leave** the carton at room temperature and out of direct sunlight for **15 to 30 minutes** to warm.
  - **Do not** remove the prefilled syringe from the carton while allowing SKYRIZI prefilled syringe to reach room temperature.
  - **Do not** warm SKYRIZI prefilled syringe in any other way (for example, **do not** warm it in a microwave or in hot water).

**Important Information You Need to Know Before Injecting SKYRIZI Prefilled Syringe**

- The liquid should look clear to yellow and may contain tiny white or clear particles.
- **Do not** use SKYRIZI prefilled syringe if the liquid is **discolored, cloudy** or contains **flakes or large particles**.
- **Do not** use SKYRIZI prefilled syringe if the **expiration date (EXP:)** shown on the carton and prefilled syringe has passed.
- **Do not** use SKYRIZI if the prefilled syringe has been **dropped**.
- **Do not** use SKYRIZI if the prefilled syringe is **damaged** (for example, the needle is bent or the plunger rod is not connected to the body of the syringe).
- **Do not** use SKYRIZI prefilled syringe if carton perforations are **broken**. **Return product to the pharmacy**.
- **Do not** remove the needle cover until right before giving the injection.
- SKYRIZI prefilled syringe is not made with natural rubber latex.

**Storage Information**

- Store SKYRIZI prefilled syringe in the refrigerator between 36°F to 46°F (2°C to 8°C).
- **Do not** shake SKYRIZI prefilled syringe.
- Keep SKYRIZI prefilled syringe in the original carton to protect from light until time to use.
- **Do not** use if the liquid has been frozen (even if thawed).

**Keep SKYRIZI prefilled syringe and all medicines out of the reach of children.**

Call your healthcare provider or **(866) SKYRIZI or (866) 759-7494** or go to [www.SKYRIZI.com](http://www.SKYRIZI.com) if you need help or do not know how to proceed.



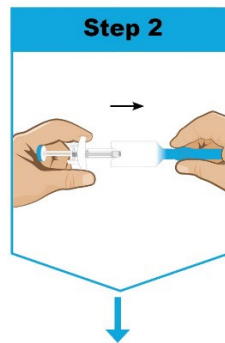
**Gather and Place** the supplies for the injection.

- **Do not** hold or pull the plunger rod when removing the prefilled syringe from the sleeve.
- **Do not** remove the needle cover until right before giving the injection.

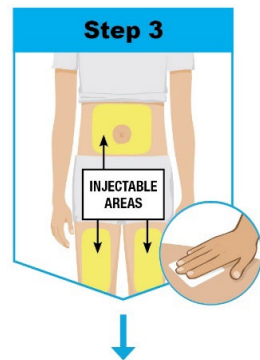
**Place** the following on a clean, flat surface:

- **1 prefilled syringe (included)**. Check to make sure that you have the correct medicine and dose.
- **1 alcohol swab** (not included)
- **1 cotton ball** or gauze pad (not included)
- **Sharps disposal container** (not included). See “**Used SKYRIZI Prefilled Syringe Disposal**” for information on how to throw away (dispose of) used SKYRIZI prefilled syringes.

**Wash and dry** your hands.



**Remove** SKYRIZI prefilled syringe from cardboard sleeve by holding the finger grip.

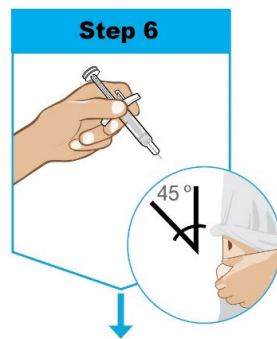
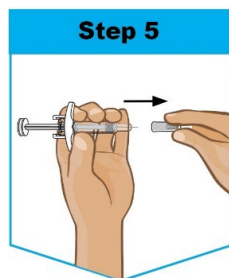


**Pick** from the 3 injectable areas:

- Front of **left thigh** or **right thigh** or
- Your **abdomen** (belly) at least 2 inches from your navel (belly button)

**Wipe** the injection site in a circular motion with the alcohol swab **before the injection**.

- **Do not** touch or blow on the injection site after it is cleaned. Allow the skin to dry before injecting.
- **Do not** inject through clothes.
- **Do not** inject into skin that is sore, bruised, red, hard, scarred, or has stretch marks, or into areas affected by psoriasis.



**Hold** the SKYRIZI prefilled syringe with covered needle facing down, as shown.

**Check** the liquid in the SKYRIZI prefilled syringe.

- It is normal to see 1 or more bubbles in the window; they do not need to be removed.
- The liquid should look clear to yellow and may contain tiny white or clear particles.
- **Do not** use the SKYRIZI prefilled syringe if the liquid is **discolored, cloudy** or contains **flakes** or **large particles**.

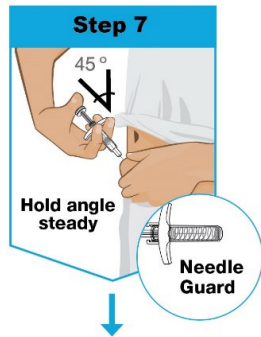
**Remove** the needle cover.

- **Do not hold or pull the plunger rod** when removing the needle cover.
- Hold the SKYRIZI prefilled syringe in 1 hand between the finger grip and needle cover.
- With the other hand, gently pull the needle cover **straight off**.
- You may see a drop of liquid at the end of the needle. This is normal.
- Throw away the needle cover.
- **Do not** touch the needle with your fingers or let the needle touch anything.
- **Do not** use SKYRIZI if the prefilled syringe has been **dropped**.
- **Do not** use SKYRIZI if the prefilled syringe is **damaged** (for example, the needle is bent or the plunger rod is not connected to the body of the syringe).

**Hold** the body of the SKYRIZI prefilled syringe in 1 hand between the thumb and index fingers.

**Pinch** the area of cleaned skin with your other hand and hold it firmly.

**Insert** the needle into the skin at about a **45-degree angle** using a quick, short movement. Hold angle steady.



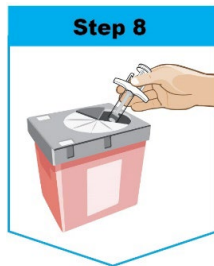
**Slowly push** the plunger rod all the way in until all of the liquid is injected, and the SKYRIZI prefilled syringe is empty. **Pull** the needle out of the skin while keeping the SKYRIZI prefilled syringe at the same angle.

**Release** the plunger rod.

- Allow the SKYRIZI prefilled syringe to move up until the entire needle is covered by the needle guard.

**The SKYRIZI prefilled syringe needle guard will not automatically activate unless all the liquid has been injected.**

- **Press** a cotton ball or gauze pad over the injection site and hold for 10 seconds.
- **Do not** rub the injection site. You may have slight bleeding. This is normal.



**Put** your used SKYRIZI prefilled syringe in a **sharps disposal container right away after use.**

- **Do not** throw away (dispose of) the used SKYRIZI prefilled syringe in the household trash.

For more information, see **“Used SKYRIZI Prefilled Syringe Disposal”** section located on the other side of these instructions.

### Questions About Using SKYRIZI Prefilled Syringe

Q. **What if I need help on how to inject SKYRIZI prefilled syringe?**

A. Call your healthcare provider or **(866) SKYRIZI** or **(866) 759-7494** if you need help.

Q. **What should I do with the used SKYRIZI prefilled syringe after my injection?**

A. Throw away (dispose of) the used SKYRIZI prefilled syringe in a sharps disposal container. **Do not** throw away in your household trash. For more information, see **“Used SKYRIZI Prefilled Syringe Disposal”** section.

Q. **How do I know when the injection is complete?**

A. The injection is complete when the SKYRIZI prefilled syringe is empty, the plunger rod is pushed all the way in, and the syringe needle guard is activated.

### Used SKYRIZI Prefilled Syringe Disposal

**If you do not have a sharps disposal container, you may use a household container that is:**

- made of a heavy-duty plastic,
- can be closed with a tight-fitting, puncture-resistant lid, without sharps being able to come out,
- upright and stable during use,
- leak-resistant, and
- properly labeled to warn of hazardous waste inside the container.

When your sharps disposal container is almost full, you will need to follow your community guidelines for the right way to dispose of your sharps disposal container. There may be state or local laws about how you should throw away used needles and syringes.

For more information about safe sharps disposal, and for specific information about sharps disposal in the state that you live in, go to the FDA's website at: [www.fda.gov/safesharpsdisposal](http://www.fda.gov/safesharpsdisposal).

**Do not** recycle your used sharps disposal container.

Manufactured by: AbbVie Inc., North Chicago, IL 60064, U.S.A.  
US License Number 1889  
SKYRIZI® is a registered trademark of AbbVie Biotechnology Ltd.  
© 2019-2026 AbbVie Inc.  
20092742

This Instructions for Use has been approved by the U.S. Food and Drug Administration.

Revised: 6/2026

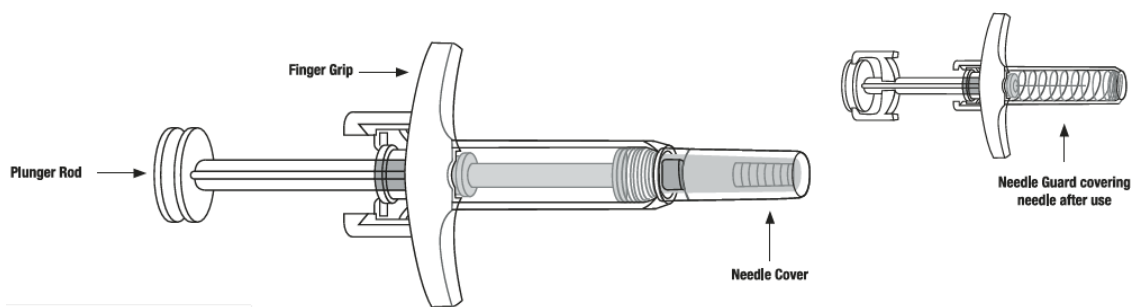
**Instructions for Use**  
**SKYRIZI**<sup>®</sup> (sky-RIZZ-ee)  
(risankizumab-rzaa)  
injection, for subcutaneous use

2 x 90 mg/mL single-dose prefilled syringes for a total 180 mg/2 mL dose

**Read Before First Use**

Refer to the **Medication Guide** for product information.

**SKYRIZI Single-Dose Prefilled Syringe**



**Keep SKYRIZI and all medicines out of the reach of children.**

**Important Information:**

- Keep SKYRIZI in the original carton to protect from light until time to use.
- The liquid should look clear to slightly yellow and may contain tiny white or clear particles.
- **Do not** use SKYRIZI if the liquid is **discolored**, **cloudy** or contains **flakes** or **large particles**. **Return product** to pharmacy.
- **Do not** use SKYRIZI if the **expiration date (EXP:)** shown on the carton and prefilled syringe has passed. **Return product** to pharmacy.
- **Do not** use SKYRIZI if the liquid has been **frozen** (even if thawed).
- **Do not** shake the syringe.
- **Do not** use SKYRIZI if the prefilled syringe has been **dropped** or **damaged**. **Return product** to pharmacy.
- **Do not** use SKYRIZI if carton perforations are **broken**. **Return product to the pharmacy**.
- **Do not** remove the needle cover until right before giving the injections.
- SKYRIZI is not made with natural rubber latex.

**Please Read Complete Instructions for Use Before Using SKYRIZI Prefilled Syringe**

**Before Injecting:**

- **Receive** training on how to inject **SKYRIZI** before giving injections. Call your healthcare provider or **(866) SKYRIZI** or **(866) 759-7494** if you need help.
- **Mark your calendar** ahead of time to remember when to take SKYRIZI.
- **Leave** the carton at room temperature and out of direct sunlight for **15 to 30 minutes** to warm.

- **Do not** remove the prefilled syringes from the carton while allowing SKYRIZI to reach room temperature.
- **Do not** warm SKYRIZI in any other way (for example, **do not** warm it in a microwave or in hot water).

**Important Information:**

- The liquid should look clear to slightly yellow and may contain tiny white or clear particles.
- **Do not** use SKYRIZI if the liquid is **discolored, cloudy** or contains **flakes** or **large particles**. **Return product** to pharmacy.
- Do not use SKYRIZI if the **expiration date (EXP:)** shown on the carton and prefilled syringe has passed. **Return product** to pharmacy.
- **Do not** use SKYRIZI if the prefilled syringe has been **dropped** or **damaged**. **Return product** to pharmacy.
- **Do not** use SKYRIZI if carton perforations are **broken**. **Return product** to pharmacy.



**Storage Information:**

- Store SKYRIZI in the refrigerator between **36°F to 46°F** (2°C to 8°C).
- **Do not** shake SKYRIZI.
- Keep SKYRIZI in the original carton to protect from light until time to use.
- SKYRIZI is not made with natural rubber latex.
- **Do not** use if liquid has been frozen (even if thawed).

**Keep SKYRIZI and all medicines out of the reach of children.**

Call your healthcare provider or **(866) SKYRIZI** or **(866) 759-7494** if you need help or do not know how to proceed.



**1 Full Dose =**  **+** 

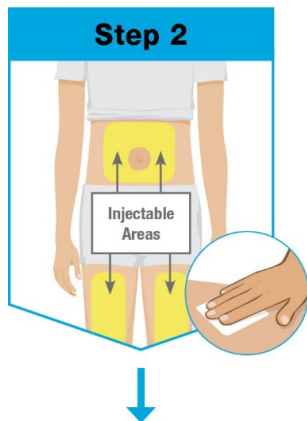
**For a full dose, 2 injections are required, one after the other.**

**Gather** the supplies for the injections and place the following on a clean, flat surface:

- **2 prefilled syringes**
- **2 alcohol swabs** and **2 cotton balls** or gauze pads (not included)
- **FDA-cleared sharps disposal container** (not included)  
See **“Used SKYRIZI Prefilled Syringe Disposal”** for information on how to throw away (dispose of) used prefilled syringes.

**Wash and dry** your hands.

Start with 1 prefilled syringe for first injection.



**Pick** from the 3 injectable areas:

- Front of **left thigh** or **right thigh**
- Your **abdomen** (belly) at least 2 inches from your navel (belly button)

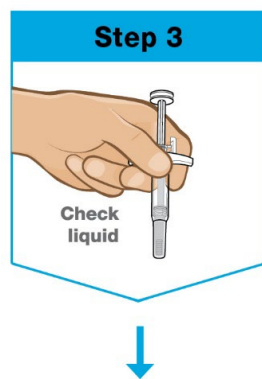
**When using the 2nd syringe:**



Pick an injection site **at least 1 inch away** from 1st site. **Do not inject into the same site.**

**Wipe** the injection site in a circular motion with the alcohol swab (before **both** injections)

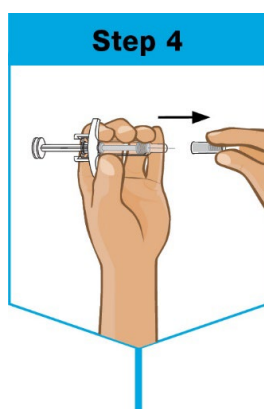
- **Do not** touch or blow on the injection site after it is cleaned. Allow the skin to dry before injecting.
- **Do not** inject through clothes.
- **Do not** inject into skin that is sore, bruised, red, hard, scarred, or has stretch marks.



**Hold** the prefilled syringe with covered needle facing down, as shown.

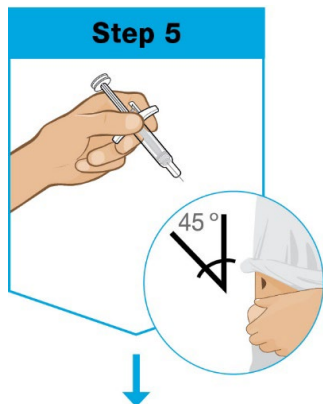
**Check** the liquid in the prefilled syringe.

- It is normal to see one or more bubbles in the window.
- The liquid should look clear to slightly yellow and may contain tiny white or clear particles.
- **Do not** use the prefilled syringe if liquid is **discolored**, **cloudy** or contains **flakes** or **large particles**.



**Remove** the needle cover.

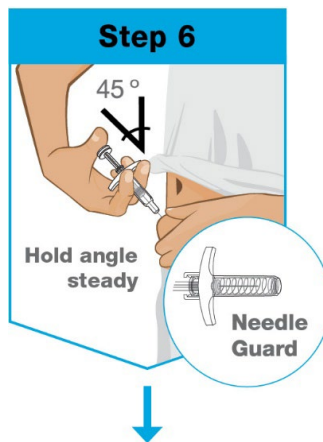
- **Do not** hold or pull plunger rod when removing the needle cover.
- Hold the syringe in 1 hand between the finger grip and needle cover.
- With the other hand, carefully pull the needle cover straight off.
- You may see a drop of liquid at the end of the needle. This is normal.
- Throw away the needle cover.
- **Do not** touch the needle with your fingers or let the needle touch anything.



**Hold** the body of the prefilled syringe in 1 hand between the thumb and index finger.

**Gently pinch** the area of cleaned skin with your other hand and hold it firmly.

**Insert** the needle into the skin at about a **45-degree angle** using a quick, short movement. Hold angle steady.



**Slowly push** the plunger rod all the way in until all of the liquid is injected and the syringe is empty.

**Pull** the needle out of the skin while keeping the syringe at the same angle.

**Release** the plunger rod.

- Allow the prefilled syringe to move up until the entire needle is covered by the needle guard.

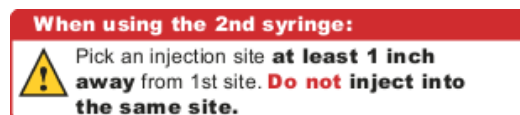
**The needle guard will not automatically activate unless all the liquid has been injected.**

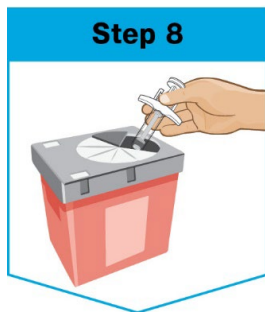
- **Press** a cotton ball or gauze pad over the injection site and hold for 10 seconds.
- **Do not rub** the injection site. You may have slight bleeding. This is normal.



**Repeat Steps 2 through 6** with the 2nd prefilled syringe for a full dose.

- Use the 2nd prefilled syringe right after using the 1st syringe.





Put your used prefilled syringes in an **FDA-cleared sharps disposal container right away after use.**

- **Do not** throw away (dispose of) used prefilled syringes in the household trash.

For more information, or if you do not have an FDA-cleared sharps container see “**Used SKYRIZI Prefilled Syringe Disposal**” section located on the other side of these instructions.

### Questions About Using the SKYRIZI Syringe

#### **Q. What if I have not received in-person training from a healthcare professional?**

A. Call your healthcare provider or **(866) SKYRIZI** or **(866) 759-7494** if you need help. **Receive** training on how to inject **SKYRIZI** before giving injections.

#### **Q. What should I do with both used prefilled syringes after my injections?**

A. Throw away (dispose of) both used prefilled syringes in a sharps disposal container. **Do not** put in household trash. For more information, see “**Used SKYRIZI Prefilled Syringe Disposal**” section.

You can sign up to receive sharps containers for SKYRIZI prefilled syringe disposal at no additional cost by going to [www.SKYRIZI.com](http://www.SKYRIZI.com) or calling (866) 759-7494

#### **Q. How do I know when the injection is complete?**

A. The injection is complete when the prefilled syringe is empty, the plunger rod is pushed all the way in, and the syringe needle guard is activated.

### Used SKYRIZI Prefilled Syringe Disposal

Throw away (dispose of) both used prefilled syringes in a sharps disposal container. **Do not** put in household trash.

**If you do not have an FDA-cleared sharps disposal container, you may use a household container that:**

- is made of a heavy-duty plastic,
- can be closed with a tight-fitting, puncture-resistant lid, without sharps being able to come out,
- stays upright and stable during use,
- is leak-resistant, and
- has been properly labeled to warn of hazardous waste inside the container.

When your sharps disposal container is almost full, you will need to follow your community guidelines for the right way to dispose of your sharps disposal container. There may be state or local laws about how you should throw away used needles and syringes.

For more information about safe sharps disposal, and for specific information about sharps disposal in the state that you live in, go to the FDA's website at: [www.fda.gov/safesharpsdisposal](http://www.fda.gov/safesharpsdisposal).

**Do not** recycle your used sharps disposal container.

Manufactured by: AbbVie Inc., North Chicago, IL 60064, U.S.A.

US License Number 1889

SKYRIZI® is a trademark of AbbVie Biotechnology Ltd.

© 2019-2024 AbbVie Inc.

20078139

This Instructions for Use have been approved by the U.S. Food and Drug Administration.

Revised: 3/2024

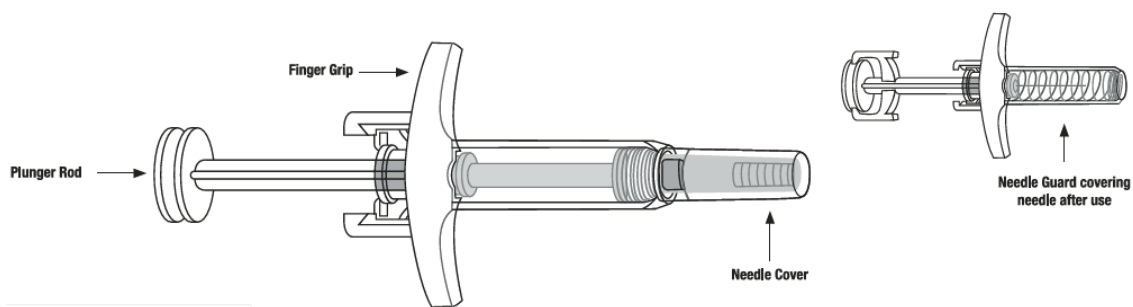
**Instructions for Use**  
**SKYRIZI**<sup>®</sup> (sky-RIZZ-ee)  
(risankizumab-rzaa)  
injection, for subcutaneous use

4 x 90 mg/mL single-dose prefilled syringes for a total 360 mg/4 mL dose

**Read Before First Use**

Refer to the **Medication Guide** for product information.

**SKYRIZI Single-Dose Prefilled Syringe**



**Keep SKYRIZI and all medicines out of the reach of children.**

**Important Information:**

- Keep SKYRIZI in the original carton to protect from light until time to use.
- The liquid should look clear to slightly yellow and may contain tiny white or clear particles.
- **Do not** use SKYRIZI if the liquid is **discolored**, **cloudy** or contains **flakes** or **large particles**. **Return product** to pharmacy.
- **Do not** use SKYRIZI if the **expiration date (EXP:)** shown on the carton and prefilled syringe has passed. **Return product** to pharmacy.
- **Do not** use SKYRIZI if the liquid has been **frozen** (even if thawed).
- **Do not** shake the syringe.
- **Do not** use SKYRIZI if the prefilled syringe has been **dropped** or **damaged**. **Return product** to pharmacy.
- **Do not** use SKYRIZI if carton perforations are **broken**. **Return product to the pharmacy**.
- **Do not** remove the needle cover until right before giving the injections.
- SKYRIZI is not made with natural rubber latex.

**Please Read Complete Instructions for Use Before Using SKYRIZI Prefilled Syringe**

**Before Injecting:**

- **Receive** training on how to inject **SKYRIZI** before giving injections. Call your healthcare provider or **(866) SKYRIZI** or **(866) 759-7494** if you need help.
- **Mark your calendar** ahead of time to remember when to take SKYRIZI.
- **Leave** the carton at room temperature and out of direct sunlight for **15 to 30 minutes** to warm.

- **Do not** remove the prefilled syringes from the carton while allowing SKYRIZI to reach room temperature.
- **Do not** warm SKYRIZI in any other way (for example, **do not** warm it in a microwave or in hot water).

**Important Information:**

- The liquid should look clear to slightly yellow and may contain tiny white or clear particles.
- **Do not** use SKYRIZI if the liquid is **discolored, cloudy** or contains **flakes** or **large particles**. **Return product** to pharmacy.
- Do not use SKYRIZI if the **expiration date (EXP:)** shown on the carton and prefilled syringe has passed. **Return product** to pharmacy.
- **Do not** use SKYRIZI if the prefilled syringe has been **dropped** or **damaged**. **Return product** to pharmacy.
- **Do not** use SKYRIZI if carton perforations are **broken**. **Return product** to pharmacy.





**Storage Information:**

- Store SKYRIZI in the refrigerator between **36°F to 46°F** (2°C to 8°C).
- **Do not** shake SKYRIZI.
- Keep SKYRIZI in the original carton to protect from light until time to use.
- SKYRIZI is not made with natural rubber latex.
- **Do not** use if liquid has been frozen (even if thawed).

**Keep SKYRIZI and all medicines out of the reach of children.**

Call your healthcare provider or **(866) SKYRIZI** or **(866) 759-7494** if you need help or do not know how to proceed.



**1 Full Dose =**  +  +  + 

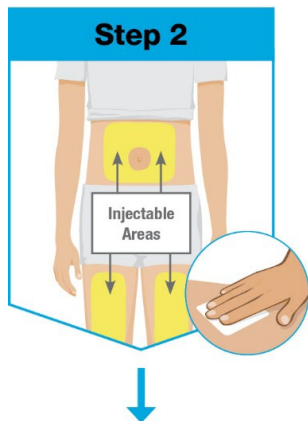
**For a full dose, 4 injections are required, one after the other.**

**Gather** the supplies for the injections and place the following on a clean, flat surface:

- **4 prefilled syringes**
- **4 alcohol swabs** and **4 cotton balls** or gauze pads (not included)
- **FDA-cleared sharps disposal container** (not included)  
See “**Used SKYRIZI Prefilled Syringe Disposal**” for information on how to throw away (dispose of) used prefilled syringes.

**Wash and dry** your hands.


Start with 1 prefilled syringe for first injection.



**Pick** from the 3 injectable areas:

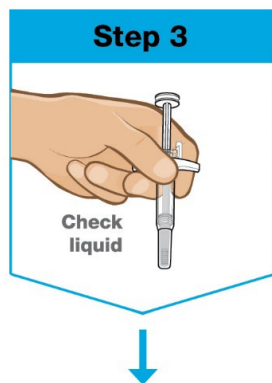
- Front of **left thigh** or **right thigh**
- Your **abdomen** (belly) at least 2 inches from your navel (belly button)

**When using the 2nd, 3rd, and 4th syringes:**

 Pick injection sites **at least 1 inch away** from each other. **Do not inject into the same site.**

**Wipe** the injection site in a circular motion with the alcohol swab (before **all four injections**)

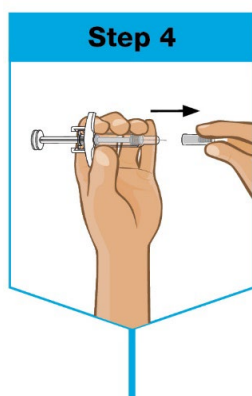
- **Do not** touch or blow on the injection site after it is cleaned. Allow the skin to dry before injecting.
- **Do not** inject through clothes.
- **Do not** inject into skin that is sore, bruised, red, hard, scarred, or has stretch marks.



**Hold** the prefilled syringe with covered needle facing down, as shown.

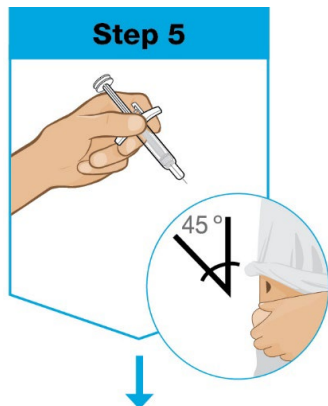
**Check** the liquid in the prefilled syringe.

- It is normal to see one or more bubbles in the window.
- The liquid should look clear to slightly yellow and may contain tiny white or clear particles.
- **Do not** use the prefilled syringe if liquid is **discolored**, **cloudy** or contains **flakes** or **large particles**.



**Remove** the needle cover.

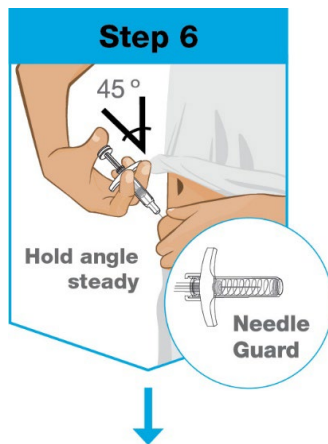
- **Do not** hold or pull plunger rod when removing the needle cover.
- Hold the syringe in 1 hand between the finger grip and needle cover.
- With the other hand, carefully pull the needle cover straight off.
- You may see a drop of liquid at the end of the needle. This is normal.
- Throw away the needle cover.
- **Do not** touch the needle with your fingers or let the needle touch anything.



**Hold** the body of the prefilled syringe in 1 hand between the thumb and index finger.

**Gently pinch** the area of cleaned skin with your other hand and hold it firmly.

**Insert** the needle into the skin at about a **45-degree angle** using a quick, short movement. Hold angle steady.



**Slowly push** the plunger rod all the way in until all of the liquid is injected and the syringe is empty.

**Pull** the needle out of the skin while keeping the syringe at the same angle.

**Release** the plunger rod.

- Allow the prefilled syringe to move up until the entire needle is covered by the needle guard.

**The needle guard will not automatically activate unless all the liquid has been injected.**


- **Press** a cotton ball or gauze pad over the injection site and hold for 10 seconds.
- **Do not rub** the injection site. You may have slight bleeding. This is normal.

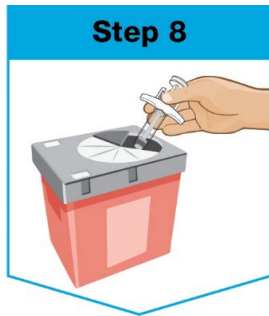


**Repeat Steps 2 through 6** with the 2nd, 3rd, and 4th prefilled syringe for a **full dose**.

- Use the 2nd, 3rd, and 4th prefilled syringe right after using the 1st syringe.

**When using the 2nd, 3rd, and 4th syringes:**

 Pick injection sites **at least 1 inch away** from each other. **Do not inject into the same site.**



Put your used prefilled syringes in an **FDA-cleared sharps disposal container right away after use.**

- Do not throw away (dispose of) used prefilled syringes in the household trash.

For more information, or if you do not have an FDA-cleared sharps container see “**Used SKYRIZI Prefilled Syringe Disposal**” section located on the other side of these instructions.

### Questions About Using the SKYRIZI Syringe

#### **Q. What if I have not received in-person training from a healthcare professional?**

A. Call your healthcare provider or **(866) SKYRIZI** or **(866) 759-7494** if you need help. **Receive** training on how to inject **SKYRIZI** before giving injections.

#### **Q. What should I do with all four used prefilled syringes after my injections?**

A. Throw away (dispose of) all 4 used prefilled syringes in a sharps disposal container. **Do not** put in household trash. For more information, see “**Used SKYRIZI Prefilled Syringe Disposal**” section.

You can sign up to receive sharps containers for SKYRIZI prefilled syringe disposal at no additional cost by going to [www.SKYRIZI.com](http://www.SKYRIZI.com) or calling (866) 759-7494

#### **Q. How do I know when the injection is complete?**

A. The injection is complete when the prefilled syringe is empty, the plunger rod is pushed all the way in, and the syringe needle guard is activated.

### Used SKYRIZI Prefilled Syringe Disposal

Throw away (dispose of) all four used prefilled syringes in a sharps disposal container. **Do not** put in household trash.

**If you do not have an FDA-cleared sharps disposal container, you may use a household container that:**

- is made of a heavy-duty plastic,
- can be closed with a tight-fitting, puncture-resistant lid, without sharps being able to come out,
- stays upright and stable during use,
- is leak-resistant, and
- has been properly labeled to warn of hazardous waste inside the container.

When your sharps disposal container is almost full, you will need to follow your community guidelines for the right way to dispose of your sharps disposal container. There may be state or local laws about how you should throw away used needles and syringes.

For more information about safe sharps disposal, and for specific information about sharps disposal in the state that you live in, go to the FDA's website at: [www.fda.gov/safesharpsdisposal](http://www.fda.gov/safesharpsdisposal).

**Do not** recycle your used sharps disposal container.

Manufactured by: AbbVie Inc., North Chicago, IL 60064, U.S.A.

US License Number 1889

SKYRIZI® is a trademark of AbbVie Biotechnology Ltd.

© 2019-2024 AbbVie Inc.

This Instructions for Use have been approved by the U.S. Food and Drug Administration.

Revised: 3/2024

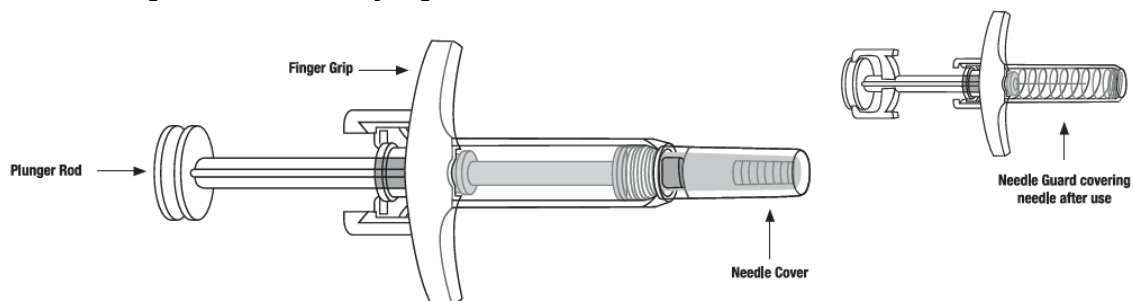
**Instructions for Use**  
**SKYRIZI**<sup>®</sup> (sky-RIZZ-ee)  
(risankizumab-rzaa)  
injection, for subcutaneous use

180 mg/1.2 mL (150 mg/mL) single-dose prefilled syringe for a total 180 mg/1.2 mL dose

**Read Before First Use**

Refer to the **Medication Guide** for product information.

**SKYRIZI Single-Dose Prefilled Syringe**



**Keep SKYRIZI and all medicines out of the reach of children.**

**Important Information:**

- Keep SKYRIZI in the original carton to protect from light until time to use.
- The liquid should look clear to yellow and may contain tiny white or clear particles.
- **Do not** use SKYRIZI if the liquid is **discolored**, **cloudy** or contains **flakes** or **large particles**. **Return product** to pharmacy.
- **Do not** use SKYRIZI if the **expiration date (EXP:)** shown on the carton and prefilled syringe has passed. **Return product** to pharmacy.
- **Do not** use SKYRIZI if the liquid has been **frozen** (even if thawed).
- **Do not** shake the syringe.
- **Do not** use SKYRIZI if the prefilled syringe has been **dropped** or **damaged**. **Return product** to pharmacy.
- **Do not** use SKYRIZI if carton perforations are **broken**. **Return product to the pharmacy**.
- **Do not** remove the needle cover until right before giving the injection.
- SKYRIZI is not made with natural rubber latex.

**Please Read Complete Instructions for Use Before Using SKYRIZI Prefilled Syringe**

**Before Injecting:**

- **Receive** training on how to inject **SKYRIZI** before giving injections. Call your healthcare provider or **(866) SKYRIZI** or **(866) 759-7494** if you need help.
- **Mark your calendar** ahead of time to remember when to take SKYRIZI.
- **Leave** the carton at room temperature and out of direct sunlight for **15 to 30 minutes** to warm.

- **Do not** remove the syringes from the carton while allowing SKYRIZI to reach room temperature.
- **Do not** warm SKYRIZI in any other way (for example, **do not** warm it in a microwave or in hot water).

**Important Information:**

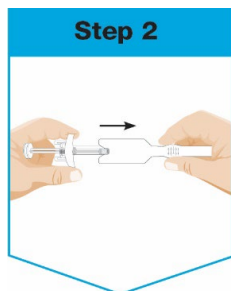
- The liquid should look clear to yellow and may contain tiny white or clear particles.
- **Do not** use SKYRIZI if the liquid is **discolored, cloudy** or contains **flakes** or **large particles**. **Return product** to pharmacy.
- **Do not** use SKYRIZI if the **expiration date (EXP:)** shown on the carton and prefilled syringe has passed. **Return product** to pharmacy.
- **Do not** use SKYRIZI if the prefilled syringe has been **dropped or damaged**. **Return product** to pharmacy.
- **Do not** use SKYRIZI if carton perforations are **broken**. **Return product** to pharmacy.

**Storage Information:**

- Store SKYRIZI in the refrigerator between **36°F to 46°F** (2°C to 8°C).
- **Do not** shake SKYRIZI.
- Keep SKYRIZI in the original carton to protect from light until time to use.
- SKYRIZI is not made with natural rubber latex.
- **Do not** use if liquid has been frozen (even if thawed).

**Keep SKYRIZI and all medicines out of the reach of children.**

Call your healthcare provider or **(866) SKYRIZI** or **(866) 759-7494**, if you need help or do not know how to proceed.

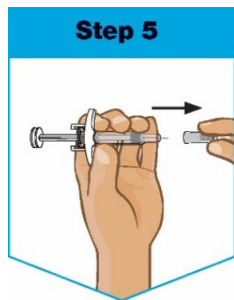
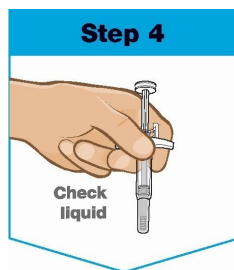
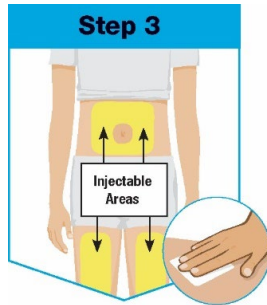


**Gather** the supplies for the injection and place the following on a clean, flat surface:

- **1 prefilled syringe**
- **1 alcohol swab** and **1 cotton ball** or gauze pad (not included)
- **FDA-cleared sharps disposal container** (not included)  
See **“Used SKYRIZI Prefilled Syringe Disposal”** for information on how to throw away (dispose of) used prefilled syringes.

**Wash and dry** your hands.

**Remove** prefilled syringe from blue and white cardboard sleeve by holding the finger grip



**Pick** from the 3 injectable areas:

- Front of **left thigh** or **right thigh**
- Your **abdomen** (belly) at least 2 inches from your navel (belly button)

**Wipe** the injection site in a circular motion with the alcohol swab **before the injection**.

- **Do not** touch or blow on the injection site after it is cleaned. Allow the skin to dry before injecting.
- **Do not** inject through clothes.
- **Do not** inject into skin that is sore, bruised, red, hard, scarred, or has stretch marks.

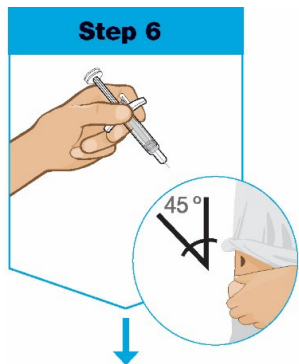
**Hold** the prefilled syringe with covered needle facing down, as shown.

**Check** the liquid in the prefilled syringe.

- It is normal to see one or more bubbles in the window.
- The liquid should look clear to yellow and may contain tiny white or clear particles.
- **Do not** use the prefilled syringe if liquid is **discolored**, **cloudy** or contains **flakes** or **large particles**.

**Remove** the needle cover.

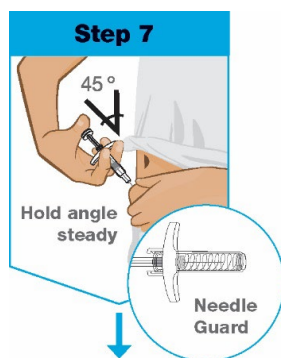
- **Do not** hold or pull plunger rod when removing the needle cover.
- Hold the prefilled syringe in 1 hand between the finger grip and needle cover.
- With the other hand, carefully pull the needle cover straight off.
- You may see a drop of liquid at the end of the needle. This is normal.
- Throw away the needle cover.
- **Do not** touch the needle with your fingers or let the needle touch anything.



**Hold** the body of the prefilled syringe in 1 hand between the thumb and index finger.

**Gently pinch** the area of cleaned skin with your other hand and hold it firmly.

**Insert** the needle into the skin at about a **45-degree angle** using a quick, short movement. Hold angle steady.



**Slowly push** the plunger rod all the way in until all of the liquid is injected and the prefilled syringe is empty.

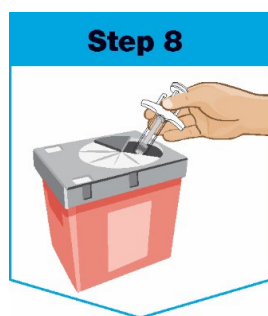
**Pull** the needle out of the skin while keeping the prefilled syringe at the same angle.

**Release** the plunger rod .

- Allow the prefilled syringe to move up until the entire needle is covered by the needle guard.

**The needle guard will not automatically activate unless all the liquid has been injected.**

- **Press** a cotton ball or gauze pad over the injection site and hold for 10 seconds.
- **Do not** rub the injection site. You may have slight bleeding. This is normal.



**Put** your used prefilled syringe in an **FDA-cleared sharps disposal container right away after use.**

- **Do not** throw away (dispose of) the used prefilled syringe in the household trash.

For more information, or if you do not have an FDA-cleared sharps container see "**Used SKYRIZI Prefilled Syringe Disposal**" section located on the other side of these instructions.

### Questions About Using the SKYRIZI Syringe

#### Q. What if I have not received in-person training from a healthcare professional?

A. Call your healthcare provider or **(866) SKYRIZI** or **(866) 759-7494** if you need help. **Receive** training on how to inject **SKYRIZI** before giving injections.

**Q. What should I do with the used prefilled syringe after my injection?**

A. Throw away (dispose of) the used prefilled syringe in a sharps disposal container. **Do not** put in household trash. For more information, see “**Used SKYRIZI Prefilled Syringe Disposal**” section.

You can sign up to receive sharps containers for SKYRIZI syringe disposal at no additional cost by going to [www.SKYRIZI.com](http://www.SKYRIZI.com) or calling (866) 759-7494

**Q. How do I know when the injection is complete?**

A. The injection is complete when the prefilled syringe is empty, the plunger rod is pushed all the way in, and the syringe needle guard is activated.

**Used SKYRIZI Prefilled Syringe Disposal**

Throw away (dispose of) the used prefilled syringe in a sharps disposal container. **Do not** put in household trash.

**If you do not have an FDA-cleared sharps disposal container, you may use a household container that:**

- is made of a heavy-duty plastic,
- can be closed with a tight-fitting, puncture-resistant lid, without sharps being able to come out,
- stays upright and stable during use,
- is leak-resistant, and
- has been properly labeled to warn of hazardous waste inside the container.

When your sharps disposal container is almost full, you will need to follow your community guidelines for the right way to dispose of your sharps disposal container. There may be state or local laws about how you should throw away used needles and syringes.

For more information about safe sharps disposal, and for specific information about sharps disposal in the state that you live in, go to the FDA's website at: [www.fda.gov/safesharpsdisposal](http://www.fda.gov/safesharpsdisposal).

**Do not** recycle your used sharps disposal container.

Manufactured by: AbbVie Inc., North Chicago, IL 60064, U.S.A.  
US License Number 1889  
SKYRIZI® is a trademark of AbbVie Biotechnology Ltd.  
© 2019-2025 AbbVie Inc.  
20087559

These Instructions for Use have been approved by the U.S. Food and Drug Administration.

Revised: 9/2025

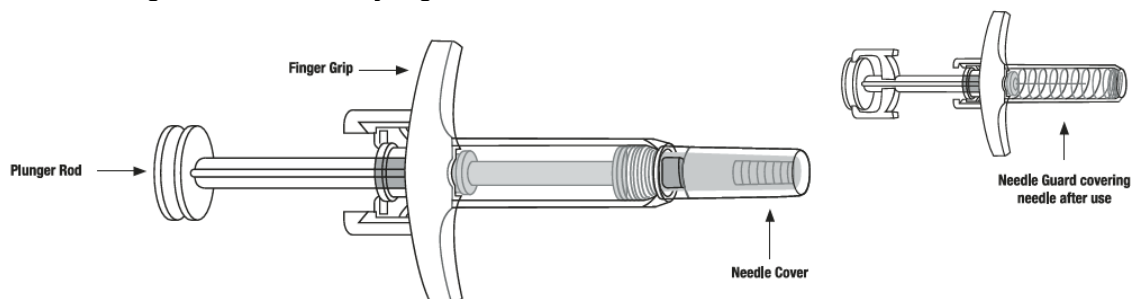
**Instructions for Use**  
**SKYRIZI**<sup>®</sup> (sky-RIZZ-ee)  
(risankizumab-rzaa)  
injection, for subcutaneous use

2 x 180 mg/1.2 mL (150 mg/mL) single-dose prefilled syringe for a total 360 mg/2.4 mL dose

**Read Before First Use**

Refer to the **Medication Guide** for product information.

**SKYRIZI Single-Dose Prefilled Syringe**



**Keep SKYRIZI and all medicines out of the reach of children.**

**Important Information:**

- Keep SKYRIZI in the original carton to protect from light until time to use.
- The liquid should look clear to yellow and may contain tiny white or clear particles.
- **Do not** use SKYRIZI if the liquid is **discolored, cloudy** or contains **flakes** or **large particles**. **Return product** to pharmacy.
- **Do not** use SKYRIZI if the **expiration date (EXP:)** shown on the carton and prefilled syringe has passed. **Return product** to pharmacy.
- **Do not** use SKYRIZI if the liquid has been **frozen** (even if thawed).
- **Do not** shake the syringe.
- **Do not** use SKYRIZI if the prefilled syringe has been **dropped** or **damaged**. **Return product** to pharmacy.
- **Do not** use SKYRIZI if carton perforations are **broken**. **Return product to the pharmacy**.
- **Do not** remove the needle cover until right before giving the injections.
- SKYRIZI is not made with natural rubber latex.

**Please Read Complete Instructions for Use Before Using SKYRIZI Prefilled Syringe**

**Before Injecting:**

- **Receive** training on how to inject **SKYRIZI** before giving injections. Call your healthcare provider or **(866) SKYRIZI** or **(866) 759-7494** if you need help.
- **Mark your calendar** ahead of time to remember when to take SKYRIZI.
- **Leave** the carton at room temperature and out of direct sunlight for **15 to 30 minutes** to warm.

- **Do not** remove the syringes from the carton while allowing SKYRIZI to reach room temperature.
- **Do not** warm SKYRIZI in any other way (for example, **do not** warm it in a microwave or in hot water).

**Important Information:**

- The liquid should look clear to slightly yellow and may contain tiny white or clear particles.
- **Do not** use SKYRIZI if the liquid is **discolored, cloudy** or contains **flakes** or **large particles**. **Return product** to pharmacy.
- Do not use SKYRIZI if the **expiration date (EXP:)** shown on the carton and prefilled syringe has passed. **Return product** to pharmacy.
- **Do not** use SKYRIZI if the prefilled syringe has been **dropped** or **damaged**. **Return product** to pharmacy.
- **Do not** use SKYRIZI if carton perforations are **broken**. **Return product** to pharmacy.



**Storage Information:**

- Store SKYRIZI in the refrigerator between **36°F to 46°F** (2°C to 8°C).
- **Do not** shake SKYRIZI.
- Keep SKYRIZI in the original carton to protect from light until time to use.
- SKYRIZI is not made with natural rubber latex.
- **Do not** use if liquid has been frozen (even if thawed).

**Keep SKYRIZI and all medicines out of the reach of children.**

Call your healthcare provider or **(866) SKYRIZI** or **(866) 759-7494**, if you need help or do not know how to proceed.



**1 Full Dose =**  **+** 

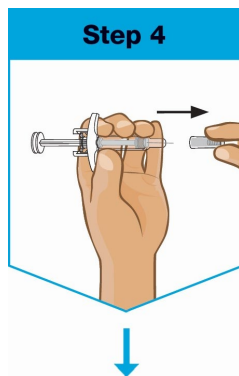
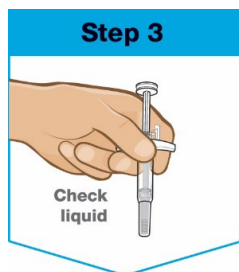
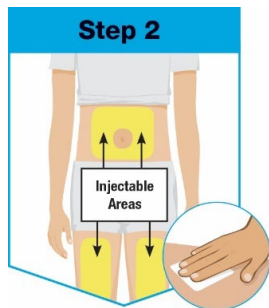
**For a full dose, 2 injections are required, one after the other.**

**Gather** the supplies for the injections and place the following on a clean, flat surface:

- **2 prefilled syringes**
- **2 alcohol swabs** and **2 cotton balls** or gauze pads (not included)
- **FDA-cleared sharps disposal container** (not included)  
See “**Used SKYRIZI Prefilled Syringe Disposal**” for information on how to throw away (dispose of) used prefilled syringes.

**Wash and dry** your hands.

Start with 1 prefilled syringe for first injection.



**Pick** from the 3 injectable areas:

- Front of **left thigh** or **right thigh**
- Your **abdomen** (belly) at least 2 inches from your navel (belly button)

**When using the 2nd syringe:**



Pick an injection site **at least 1 inch away** from 1st site. **Do not inject into the same site.**

**Wipe** the injection site in a circular motion with the alcohol swab (before **both** injections)

- **Do not** touch or blow on the injection site after it is cleaned. Allow the skin to dry before injecting.
- **Do not** inject through clothes.
- **Do not** inject into skin that is sore, bruised, red, hard, scarred, or has stretch marks.

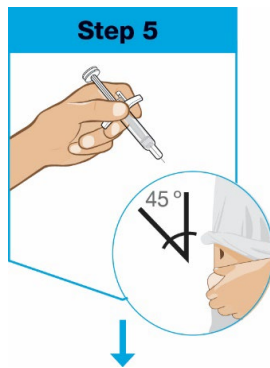
**Hold** the prefilled syringe with covered needle facing down, as shown.

**Check** the liquid in the prefilled syringe.

- It is normal to see one or more bubbles in the window.
- The liquid should look clear to yellow and may contain tiny white or clear particles.
- **Do not** use the prefilled syringe if liquid is **discolored**, **cloudy** or contains **flakes** or **large particles**.

**Remove** the needle cover.

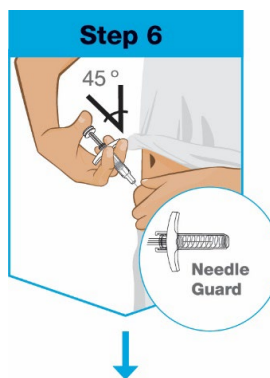
- **Do not** hold or pull plunger rod when removing the needle cover.
- Hold the prefilled syringe in 1 hand between the finger grip and needle cover.
- With the other hand, carefully pull the needle cover straight off.
- You may see a drop of liquid at the end of the needle. This is normal.
- Throw away the needle cover.
- **Do not** touch the needle with your fingers or let the needle touch anything.



**Hold** the body of the prefilled syringe in 1 hand between the thumb and index finger.

**Gently pinch** the area of cleaned skin with your other hand and hold it firmly.

**Insert** the needle into the skin at about a **45-degree angle** using a quick, short movement. Hold angle steady.



**Slowly push** the plunger rod all the way in until all of the liquid is injected and the prefilled syringe is empty.

**Pull** the needle out of the skin while keeping the prefilled syringe at the same angle.

**Release** the plunger rod.

- Allow the prefilled syringe to move up until the entire needle is covered by the needle guard.

**The needle guard will not automatically activate unless all the liquid has been injected.**

- **Press** a cotton ball or gauze pad over the injection site and hold for 10 seconds.
- **Do not** rub the injection site. You may have slight bleeding. This is normal.

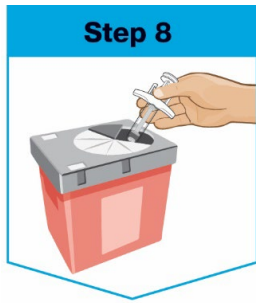


**Repeat Steps 2 through 6** with the 2nd prefilled syringe for a **full dose**.

- Use the 2nd prefilled syringe right after using the 1st syringe.

**When using the 2nd syringe:**

 Pick an injection site **at least 1 inch away** from 1st site. **Do not inject into the same site.**



Put your used prefilled syringes in an **FDA-cleared sharps disposal container right away after use.**

- **Do not** throw away (dispose of) used prefilled syringes in the household trash.

For more information, or if you do not have an FDA-cleared sharps container see "**Used SKYRIZI Prefilled Syringe Disposal**" section located on the other side of these instructions.

### Questions About Using the SKYRIZI Syringe

#### Q. What if I have not received in-person training from a healthcare professional?

A. Call your healthcare provider or **(866) SKYRIZI** or **(866) 759-7494** if you need help. **Receive** training on how to inject **SKYRIZI** before giving injections.

#### Q. What should I do with both used prefilled syringes after my injections?

A. Throw away (dispose of) both used prefilled syringes in a sharps disposal container. **Do not** put in household trash. For more information, see "**Used SKYRIZI Prefilled Syringe Disposal**" section.

You can sign up to receive sharps containers for SKYRIZI syringe disposal at no additional cost by going to [www.SKYRIZI.com](http://www.SKYRIZI.com) or calling (866) 759-7494

#### Q. How do I know when the injection is complete?

A. The injection is complete when the prefilled syringe is empty, the plunger rod is pushed all the way in, and the syringe needle guard is activated.

### Used SKYRIZI Prefilled Syringe Disposal

Throw away (dispose of) both used prefilled syringes in a sharps disposal container. **Do not** put in household trash.

**If you do not have an FDA-cleared sharps disposal container, you may use a household container that:**

- is made of a heavy-duty plastic,
- can be closed with a tight-fitting, puncture-resistant lid, without sharps being able to come out,
- stays upright and stable during use,
- is leak-resistant, and
- has been properly labeled to warn of hazardous waste inside the container.

When your sharps disposal container is almost full, you will need to follow your community guidelines for the right way to dispose of your sharps disposal container. There may be state or local laws about how you should throw away used needles and syringes.

For more information about safe sharps disposal, and for specific information about sharps disposal in the state that you live in, go to the FDA's website at: [www.fda.gov/safesharpsdisposal](http://www.fda.gov/safesharpsdisposal).

**Do not** recycle your used sharps disposal container.

Manufactured by: AbbVie Inc., North Chicago, IL 60064, U.S.A.

US License Number 1889

SKYRIZI® is a trademark of AbbVie Biotechnology Ltd.

© 2019-2025 AbbVie Inc.

20087560

These Instructions for Use have been approved by the U.S. Food and Drug Administration.

Revised: 9/2025

**Instructions for Use**  
**SKYRIZI® (sky-RIZZ-ee) On-Body Injector**  
**risankizumab-rzaa**

injection, for subcutaneous use only  
On-Body Injector and 180 mg/1.2 mL Prefilled Cartridge,  
On-Body Injector and 360 mg/2.4 mL Prefilled Cartridge

Read this Instructions for Use before you start using SKYRIZI and each time you get a refill. There may be new information. This information does not take the place of talking to your healthcare provider about your medical condition or treatment.

Refer to the Medication Guide for SKYRIZI product information. Call your healthcare provider, call (866) SKYRIZI or (866) 759-7494 or go to SKYRIZI.com if you need help.

**Important information you need to know before injecting SKYRIZI**

- Receive training on how to inject SKYRIZI before giving an injection.
- **Do not** shake the SKYRIZI carton, On-Body Injector or prefilled cartridge.
- **Do not** remove the On-Body Injector or prefilled cartridge from the carton until you are ready to inject.
- **Do not** wait more than 5 minutes to start the injection after loading the cleaned prefilled cartridge into the On-Body Injector. Waiting will dry out the medicine and the On-Body Injector will not work afterwards.
- **Do not** touch the start button until you place the On-Body Injector loaded with the prefilled cartridge onto your skin and are ready to inject.
  - You can only press the start button 1-time.
- **Do not** use On-Body Injector or prefilled cartridge if either has been dropped or damaged.
- **Do not** reuse On-Body Injector or prefilled cartridge. The On-Body Injector and prefilled cartridge are for 1-time (single-dose) use only.
- **Do not** let the On-Body Injector get wet with water or any other liquids.
- This single-dose On-Body Injector is designed for use with SKYRIZI prefilled cartridge only.
- Physical activity should be limited during the injection process. Moderate physical activities can be done, such as walking, reaching and bending.
- **Do not** use SKYRIZI if the expiration date (EXP:) has passed.
- **Do not** use the prefilled cartridge if the liquid is **discolored, cloudy** or contains **flakes or large particles**. The liquid should look clear to yellow and may contain tiny white or clear particles.
- The On-Body Injector and the prefilled cartridge are not made with natural rubber latex.
- Keep SKYRIZI and all medicines out of the reach of children.

**Storage and preparation for use**

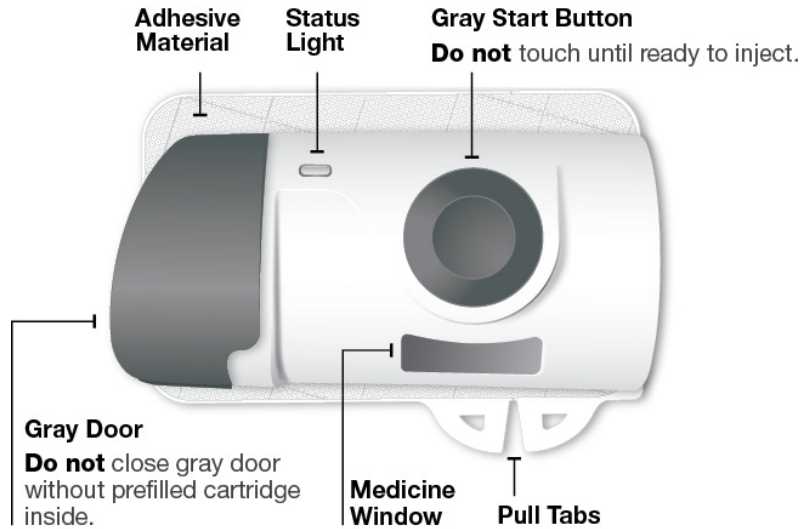
- Keep SKYRIZI in the original carton to protect from light and physical damage until time to use.
- Store SKYRIZI in your refrigerator between 36°F to 46°F (2°C to 8°C).
- When ready to use, take the carton out of the refrigerator and leave it at room temperature for at least 45 minutes for up to 90 minutes to allow SKYRIZI to warm.
  - The On-Body Injector will not work if left at **room temperature** for less than **45 minutes**.
- **Do not** leave out in direct sunlight.
- **Do not** remove the On-body Injector or prefilled cartridge from the carton while allowing SKYRIZI to reach room temperature.
- **Do not** warm SKYRIZI in any other way. For example, **do not** warm it in a microwave or in hot water.
- **Do not** use if liquid has been frozen (even if thawed).
- **Do not** use SKYRIZI if carton perforations are broken. Return product to the pharmacy.

- **Do not** use the On-Body Injector and prefilled cartridge if the white paper tray seal is missing or damaged. Return the carton to the pharmacy.

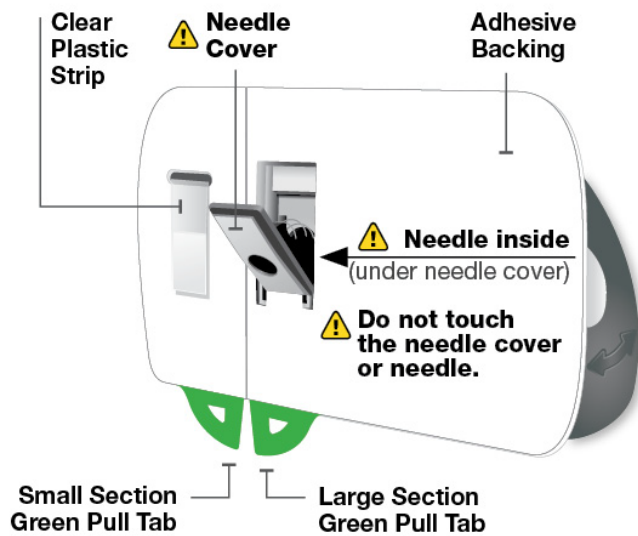
**Get to know your SKYRIZI On-Body Injector and prefilled cartridge**

**On-Body Injector**

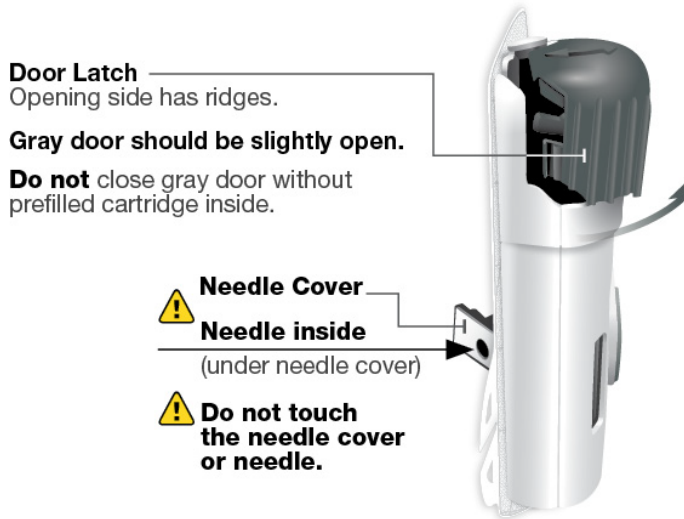
Front view



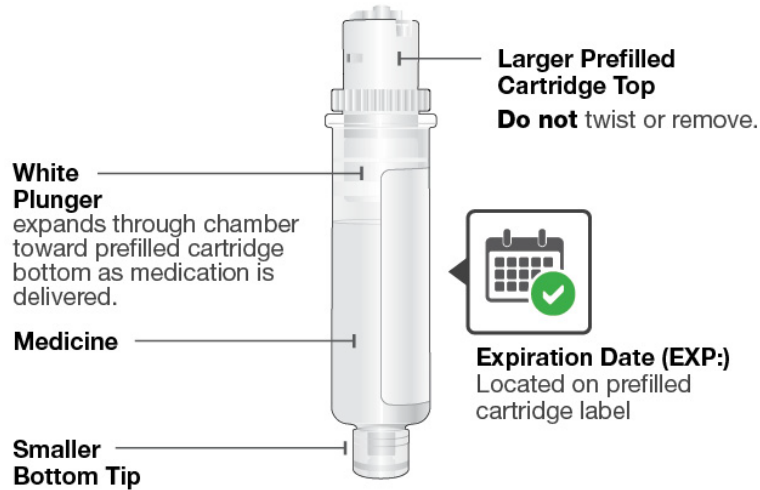
Back view



Side view



## Prefilled Cartridge



Please read complete Instructions for Use before using SKYRIZI. Call your healthcare provider or (866) SKYRIZI or (866) 759-7494 or go to [www.SKYRIZI.com](http://www.SKYRIZI.com) if you need help or if you do not know how to proceed.

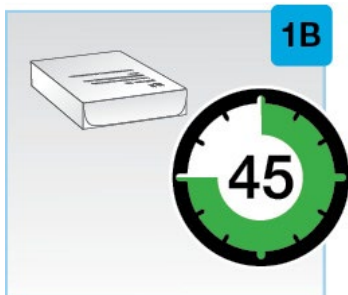
## Step 1 Get ready

Before using SKYRIZI, you should receive training on how to inject SKYRIZI.



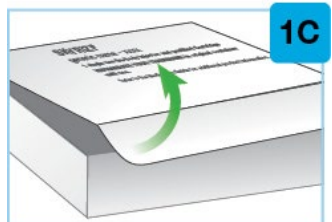
### Check expiration date

- Remove the carton from the refrigerator.
- Check expiration date (EXP:) on the carton.
- **Do not** use SKYRIZI if the expiration date (EXP:) has passed.



### Wait at least 45 minutes

- Leave unopened carton at room temperature to warm.
- Keep out of direct sunlight.
- Wait at least 45 minutes up to a maximum of 90 minutes to allow SKYRIZI to warm.
  - The On-Body Injector will not work if left at **room temperature** for less than **45 minutes**.
- **Do not** warm SKYRIZI in any other way (for example, **do not** warm it in a microwave or in hot water).



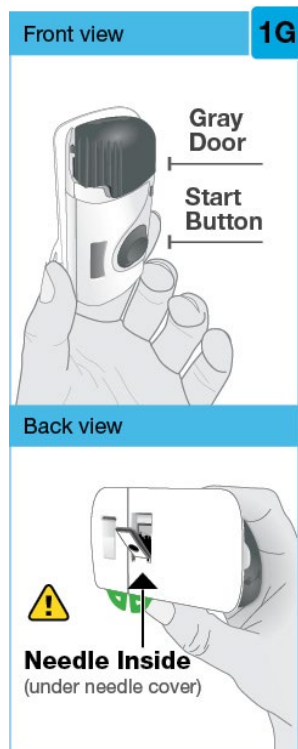
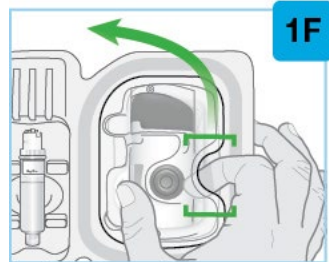
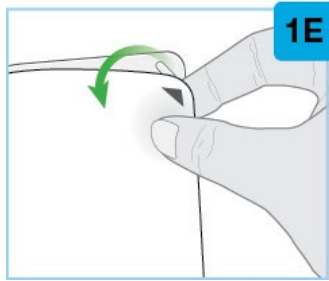
### Open the carton and remove the plastic tray

- Lift up the flap on the side of the carton.
- Take out the plastic tray.



### Gather all supplies and wash hands

- Place the following on a clean surface:
  - plastic tray containing the On-Body Injector and prefilled cartridge (included)
  - 2 alcohol wipes (not included)
  - cotton ball or gauze pad (not included)
  - sharps disposal container (not included) (see "Disposing of SKYRIZI")
- Wash and dry your hands.



### Remove the white paper tray seal

- Locate the black arrow.
- Peel away the white paper tray seal from the plastic tray.
- **Do not** use the On-Body Injector and prefilled cartridge if the white paper tray seal is missing or damaged and return the carton to the pharmacy.

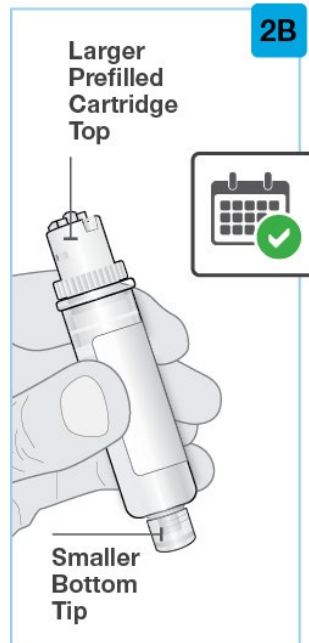
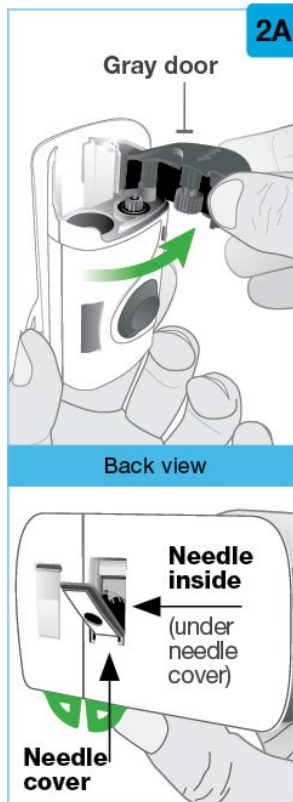
### Lift the plastic cover

- Locate the rounded opening on the top cover.
- Insert your pointer finger in the opening and place your thumb on the opposite side.
- Lift the cover to remove and set aside.
- ⚠ **Do not** touch the gray start button until it is time to inject. It can be pressed 1-time only.

### Inspect the On-Body Injector

- **Carefully remove the On-Body Injector from the plastic tray by holding it on the sides.**
- Check that the On-Body Injector is intact and undamaged.
- **Do not** close the gray door before the prefilled cartridge is loaded.
- The gray door should be slightly open.
- If the gray door is not open, press in firmly on the gray door ridges (left side of door) and swing open the door.
- **Do not** use On-Body Injector if you drop it, discover missing pieces, or it is damaged.
- **Do not** let the On-Body Injector get wet with water or any other liquids.
- ⚠ **Do not** touch the gray start button until it is time to inject. It can be pressed 1-time only. If the gray start button is pressed before placing it on your body, the On-Body Injector can no longer be used. Call (866) SKYRIZI or (866) 759-7494.
- **Do not** touch the needle cover or the needle.
- Proceed to **“Set up On-Body Injector”**.

## Step 2 Set up On-Body Injector

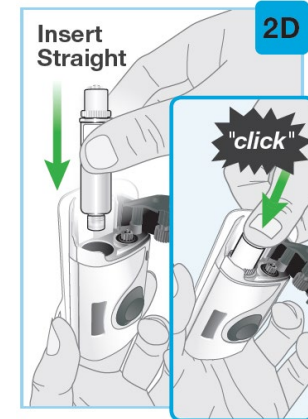
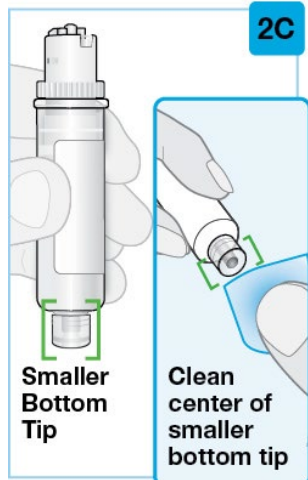


### Fully open the gray door

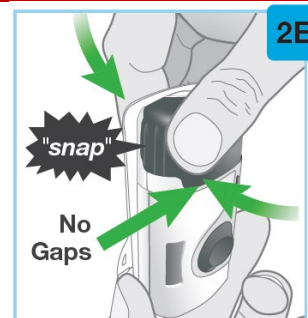
- ⚠️ Avoid touching the needle cover or the needle on the back of the On-Body Injector. The needle is behind the needle cover.
- Swing the gray door all the way to the right to open it.
- If the gray door does not open, press in firmly on the gray door ridges (left side of door) and swing open the door.
- **Do not** close the gray door before the prefilled cartridge is loaded.
- **Do not** touch the needle cover or needle.
- ⚠️ **Do not** touch the gray start button until it is time to inject. It can be pressed 1-time only.
- Put the On-Body Injector aside.

### Inspect the prefilled cartridge

- **Do not** twist or remove the larger prefilled cartridge top.
- Carefully remove the prefilled cartridge from the plastic tray.
- Check the prefilled cartridge to make sure:
  - The expiration date (EXP:) has not passed.
  - The liquid should look clear to yellow and may contain tiny white or clear particles. It is normal to see one or more bubbles.
  - The prefilled cartridge parts appear intact, and the clear plastic is not cracked or broken.
- **Do not** use if the expiration date (EXP:) has passed.
- **Do not** use if the liquid is cloudy, discolored, or contains flakes or large particles.
- **Do not** use if the liquid has been frozen (even if thawed).
- **Do not** use the prefilled cartridge if you drop it, discover missing pieces, or it is damaged.



**Make sure that you start the injection within 5 minutes after inserting the prefilled cartridge into the On-Body Injector. Waiting will dry out the medicine and the On-Body Injector will not work afterwards.**



### Clean the smaller bottom tip of the prefilled cartridge

- Locate the smaller bottom tip of the prefilled cartridge.
- Clean the smaller bottom tip of the prefilled cartridge with an alcohol wipe. Make sure to use the alcohol wipe to clean the center of the smaller bottom tip of the prefilled cartridge.
- **Do not** touch the smaller bottom tip of the prefilled cartridge after cleaning.

### Load the cleaned prefilled cartridge into the On-Body Injector

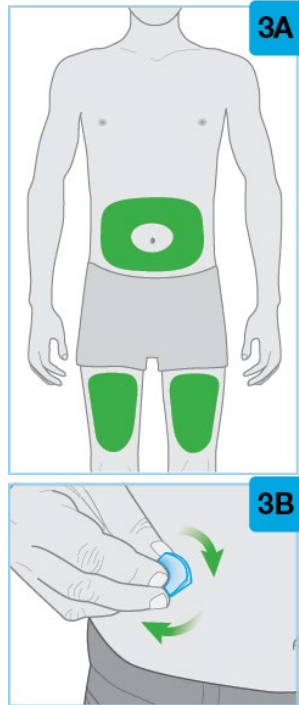
- **Do not** twist or remove the larger prefilled cartridge top.
- ⚠ **Do not** touch the gray start button until it is time to inject. It can be pressed 1-time only.
- Securely holding the sides of the On-Body Injector, insert the smaller bottom tip of the prefilled cartridge into the On-Body Injector first.
- ⚠ Firmly push down on the larger prefilled cartridge top until you hear a “click”. It is now fully inserted.
- After loading the prefilled cartridge, you may see a few drops of medicine on the back of the On-Body Injector. This is normal.

### Confirm cartridge is inserted and close the gray door

- **Do not** close the gray door if the prefilled cartridge is not fully inserted or is missing. Confirm steps in 2D are complete before proceeding.
- ⚠ Swing the gray door to the left, then squeeze firmly and listen for the gray door to “snap” shut. No gaps should exist between the door and the On-Body Injector.
- The gray door should stay locked after loading the prefilled cartridge.
- ⚠ **Do not** touch the gray start button until it is time to inject. It can be pressed 1-time only.
- Proceed without delay to “**Prepare to inject**”.

### Step 3 Prepare to inject

Keep electronic devices including cell phones at least 12 inches (30 cm) from On-Body Injector until injection is complete



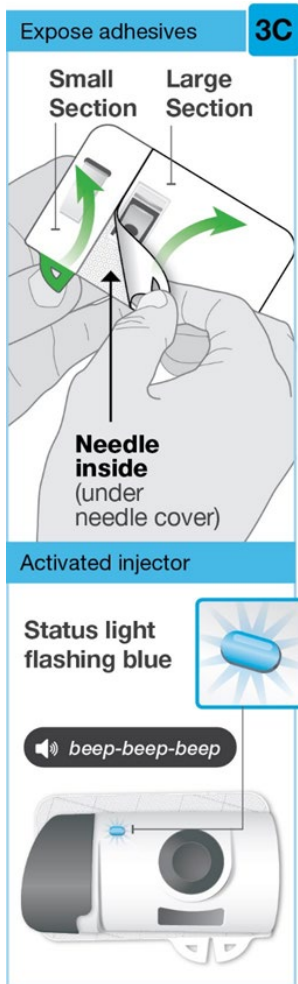
#### Pick your injection area

Locate a firm and flat area on your bare skin. Make sure the area is clear of clothing:

- Your abdomen (belly) at least 2 inches from your navel (belly button).
- The front of your left thigh or your right thigh.
- **Do not** inject into areas of the skin that naturally fold or bulge because the On-Body Injector could fall off during wear.
- **Do not** inject into skin that is sore, bruised, red, hard, scarred, or has stretch marks, moles or excessive hair. You can trim the excessive hair from the injection area.

#### Clean the injection area

- Clean injection area with an alcohol wipe.
- Allow the injection area to completely dry.
- **Do not** touch cleaned injection area before placing the On-Body Injector on the skin.



#### Peel both tabs to expose adhesive

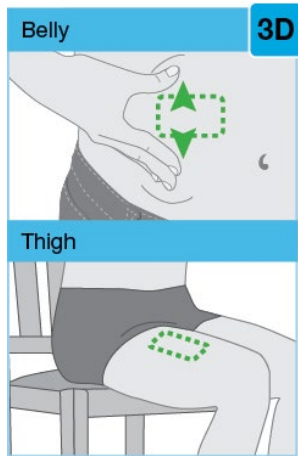
- Turn the On-Body Injector over to find both green pull tabs.
- ⚠️ Avoid touching the needle cover or the needle (needle inside).
- Peel away the large section using the green pull tab to expose the adhesive.
- Peel away the small section using the green pull tab to expose the adhesive.  
**This will remove the clear plastic strip, activating the On-Body Injector.**
- **Do not** pull the adhesive material off the On-Body Injector or allow the sticky side to fold and stick to itself.
- Check the status light when the On-Body Injector beeps.
- The status light will flash blue when the On-Body Injector is activated.
- If the status light does not flash blue, call (866) SKYRIZI or (866) 759-7494.
- ⚠️ **Do not** press the gray start button yet.
- **Do not** touch the needle cover or the needle.

**If the status light flashes red, and beeps are heard, the On-Body Injector is not working properly. Do not continue to use it.**



Call (866) SKYRIZI or (866) 759-7494 for assistance. If On-Body Injector is attached to body, carefully remove from skin.

beep-beep-beep-beep-beep



### Prepare the On-Body Injector for placement

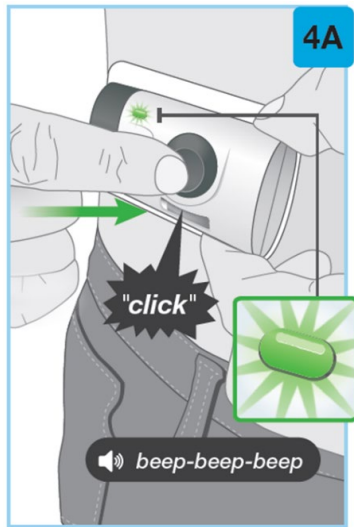
- For the abdomen (belly), move and hold the skin to create a firm, flat surface for injection at least 2 inches from your navel (belly button). Make sure to adjust your posture (sit up straight) to avoid skin folds and bulges.
- You do not need to pull the skin flat for the front of left thigh or right thigh.
- Make sure to position the On-Body Injector so that you can see the blue status light.



### Place the On-Body Injector on your skin

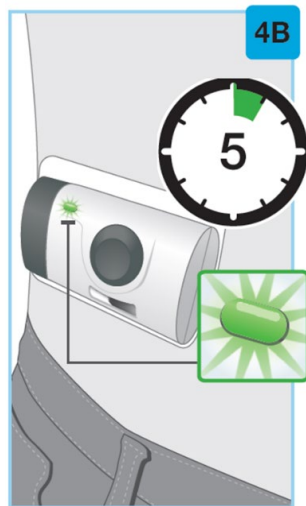
- When the blue light flashes, the On-Body Injector is ready. Place the On-Body Injector onto the cleaned skin with the status light visible.
- **Do not** place the On-Body Injector on clothes. Only place on bare skin.
- Run your finger around the adhesive material to secure it. Make sure all of the adhesive is attached to your skin.
- **Do not** move or adjust the On-Body Injector after it has been placed on your skin.
- When the On-Body Injector is on your skin, proceed to Inject medicine

#### Step 4 Inject medicine



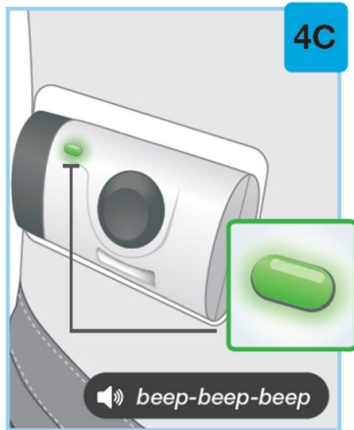
#### Start injection

- ⚠️ **Do not** touch the gray start button until you place the On-Body Injector loaded with the prefilled cartridge onto your skin and are ready to inject. You can only press the start button 1 time.
- Firmly press the gray start button until you hear a click. Then release the gray start button.
- You may feel a needle pinch.
- Check the status light when the On-Body Injector beeps.
- After starting the injection, the status light will continuously flash green.
- You will hear pumping sounds as the On-Body Injector delivers the medicine.
- Do not** continue to use the On-Body Injector if status light flashes red and beeps. Carefully remove from skin if the status light flashes red. Call (866) SKYRIZI or (866) 759-7494.



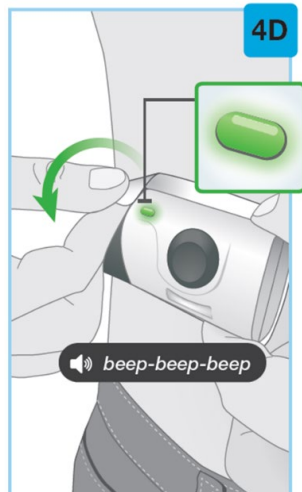
#### Wait for the injection to finish

- It may take up to 5 minutes to complete full dose of medicine. The On-Body Injector will automatically stop when the injection is finished.
- During the injection:
- the status light will continue to flash green.
  - you will hear pumping sounds as the On-Body Injector continues delivering the medicine.
  - moderate physical activities can be done, such as walking, reaching and bending.
- Do not** continue to use the On-Body Injector if the status light flashes red and beeps. Carefully remove it from the skin if the status light flashes red and beeps. Call (866) SKYRIZI or (866) 759-7494.



#### Injection is finished

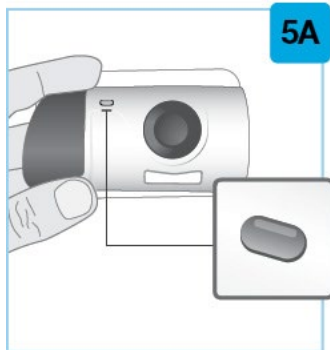
- The On-Body Injector will stop on its own.
- After the injection is finished, you will hear beeps and the status light will change to solid green. Check the status light. If it has changed to solid green, this means that the injection is finished.
- When the injection is finished and the status light is solid green, proceed to the next step.



#### Remove the On-Body Injector

- **Do not** remove the On-Body Injector if the status light is still flashing green and the injection is not finished.
- **Do not** put your fingers on the back side of the On-Body Injector when removing it from your skin.
- When the injection is done, grab the corner of the adhesive to carefully peel the On-Body Injector from the skin.
- ⚠ Avoid touching the needle cover or needle on the back of the On-Body Injector.
- After removing the On-Body Injector, you will hear several beeps and the status light will turn off.
- The needle cover will cover the needle when the On-Body Injector is removed from the skin.
- It is normal to see a few small drops of liquid on your skin after removing the On-Body Injector. If you see more than a few small drops of liquid left on your skin, call (866) SKYRIZI or (866) 759-7494.
- Press a cotton ball or gauze pad over the injection site on your skin and hold for 10 seconds.
- **Do not** rub the injection site.
- Slight bleeding at the injection site is normal.
- Proceed to **“Confirm and dispose”**.

## Step 5 Confirm and dispose



### Check the On-Body Injector

- Inspect the medicine window and status light.
  - Check to see that the used white plunger fills the medicine window and the solid green light turns off, letting you know that all the medicine has been injected.
- ⚠** If the used white plunger does not fill the window, call (866) SKYRIZI or (866) 759-7494.

### Put the used On-Body Injector in an FDA-cleared sharps disposal container right away after use

- Leave the prefilled cartridge in the On-Body Injector.
- **Do not** throw away (dispose of) the used On-Body Injector in your household trash.
- For more information, see “**Disposing of SKYRIZI**” section.

## Symbol Key



Caution

Be aware or follow closely



Flashing blue light

On / Ready



Flashing green light

Injection has started



Solid green light

Injection has finished



No light

Off / Finished



Flashing red light

**Do not** continue to use the On-Body Injector. It is not working properly. Call (866) SKYRIZI or (866) 759-7494 for more information.

Please read complete Instructions for Use before using SKYRIZI. Call your healthcare provider or (866) SKYRIZI or (866) 759-7494 or go to [www.SKYRIZI.com](http://www.SKYRIZI.com) if you need help or if you do not know how to proceed.

### Commonly asked questions

**Q. What if I cannot open the On-Body Injector door to insert the prefilled cartridge?**

**A.** To open the On-Body Injector door, press in firmly on the left side of the door to release the door latch. If you are still unable to open the door, call (866) SKYRIZI or (866) 759-7494.

**Q. What if I push the gray start button before I place the On-Body Injector on my skin?**

**A.** The gray start button may be pressed just 1 time only. If the gray start button is pressed before placing it on your body, it can no longer be used. Call (866) SKYRIZI or (866) 759-7494.

**Q. What if the On-Body Injector does not beep and the blue status light does not flash when I remove the green pull tabs?**

**A.** Peeling off the small green pull tab will remove the clear plastic strip, activating the On-Body Injector. If all of the adhesive backing has been removed and the On-Body Injector still does not turn on, call (866) SKYRIZI or (866) 759-7494.

**Q. What if I push the start button as instructed after placing the On-Body Injector on the skin and the light remains blue?**

A. Firmly press the gray start button again. If the status light remains blue or flashes red, remove the On-Body Injector by carefully peeling it away from your skin. **Do not** re-apply the On-Body Injector. Call (866) SKYRIZI or (866) 759-7494.

**Q. What if the status light flashes red and beeps while wearing the On-Body Injector?**

A. If the status light continuously flashes red and beeps, **do not** use the On-Body Injector. If it is attached to your body, carefully remove it. Call (866) SKYRIZI or (866) 759-7494.

**Q. What should I do if the On-Body Injector comes off my body during the injection?**

A. The loaded On-Body Injector can no longer be used. **Do not** re-apply it to your body. Call (866) SKYRIZI or (866) 759-7494.

**Q. How do I know when the injection is complete?**

A. The injection is complete when the On-Body Injector beeps, the white plunger has completely filled the medicine window, and the status light turns from flashing green to solid green.

**Q. What should I do if there are more than a few drops of liquid on the injection area?**

A. Call (866) SKYRIZI or (866) 759-7494 for help.

**Q. What should I do with the used On-Body Injector after my injection?**

A. Throw away (dispose of) used On-Body Injector in a FDA-cleared sharps disposal container and not your household trash. You can receive a sharps container for SKYRIZI disposal at no additional cost by going to [www.SKYRIZI.com](http://www.SKYRIZI.com) or by calling (866) SKYRIZI or (866) 759-7494.

**Q. What if I have not received in-person training from a healthcare professional?**

A. Call your healthcare provider or (866) SKYRIZI or (866) 759-7494 if you need help. **Receive** training on how to inject **SKYRIZI** before giving injections.

**If the status light flashes red, and beeps are heard, the On-Body Injector is not working properly. Do not continue to use it.**



Call (866) SKYRIZI or (866) 759-7494 for assistance. If On-Body Injector is attached to body, carefully remove from skin.

 *beep-beep-beep-beep-beep*

### Disposing of SKYRIZI


- Put SKYRIZI in an FDA-cleared sharps disposal container right away after use. **Do not** throw away (dispose of) SKYRIZI in your household trash.
- If you do not have an FDA-cleared sharps disposal container, you may use a household container that is:
  - made of a heavy-duty plastic,
  - can be closed with a tight-fitting, puncture-resistant lid, without sharps being able to come out,
  - upright and stable during use,
  - leak-resistant, and
  - properly labeled to warn of hazardous waste inside the container.

When your sharps disposal container is almost full, you will need to follow your community guidelines for the right way to dispose of your sharps disposal container. There may be state or local laws about how you should throw away used needles and syringes.

For more information about safe sharps disposal in the state that you live in, go to the FDA's website at: [www.fda.gov/safesharpsdisposal](http://www.fda.gov/safesharpsdisposal).

**Do not** recycle your used sharps disposal container.

**Additional information**

- Type BF applied part.
-  On-Body Injector sterilized using ethylene oxide.
- Altitude range is -1,312 feet to 10,499 feet (-400 meters to 3,200 meters).

**Electromagnetic Compatibility (EMC) of the On-Body Injector**

The On-Body Injector is intended for home use or use in a professional healthcare environment and complies with ISO 11608-1:2014 and IEC 60601-1-2:2014.

Care should be taken to use the On-Body Injector within the following specific limits and environments to avoid adversely impacting the performance (missed or incomplete SKYRIZI dose).

- Keep electronic devices including cell phones at least 12 inches (30 cm) from the On-Body Injector until injection is complete. The potential impact of electronic interference is unknown when the On-Body Injector is operated within 12 inches (30 cm).
- Do not expose the On-Body Injector to Magnetic Resonance (MR) Environment (e.g., MRI).
- If it is used adjacent to other electrical equipment, observe the On-Body Injector and other equipment to ensure it is operating normally.

**Emissions**












Emissions test name	Test levels
Radiated Radio frequency electromagnetic fields	Per CISPR 11, class B

**Electromagnetic Immunity**

Test Name	Test Levels
Electrostatic discharge (ESD)	± 8 kV contact ± 2 kV, ± 4 kV, ± 8 kV, ± 15 kV air
Radio frequency electromagnetic field	10 V/m 80 MHz – 2.7 GHz
Power frequency 50 Hz magnetic field	30 A/m

The enclosure port immunity to RF wireless communications equipment complies with IEC 60601-1-2:2014.

### Glossary of symbols

Symbol	Description of Symbol
	Keep dry
	Sterilized using ethylene oxide
	Do not re-use
	Do not use if package is damaged and consult instructions for use
	Date of manufacture
	Batch code
	Catalogue number
	Serial number
	Refer to instruction manual / booklet
	Type BF Applied Part
	MR Unsafe

Manufactured by:

AbbVie Inc., North Chicago, IL 60064, U.S.A.

US License Number 1889

SKYRIZI® is a registered trademark of AbbVie Biotechnology Ltd.

©2026 AbbVie Inc.

This Instructions for Use has been approved by the U.S. Food and Drug Administration.

Revised: 3/2026

20096311