

CENTER FOR DRUG EVALUATION AND RESEARCH

APPROVAL PACKAGE FOR:

APPLICATION NUMBER

21-409

Approved Labeling

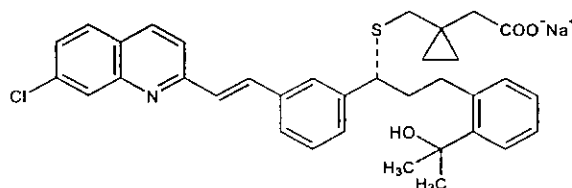
SINGULAIR®
(MONTELUKAST SODIUM)
TABLETS, CHEWABLE TABLETS, AND ORAL GRANULES

DESCRIPTION

Montelukast sodium, the active ingredient in SINGULAIR®, is a selective and orally active leukotriene receptor antagonist that inhibits the cysteinyl leukotriene CysLT₁ receptor.

Montelukast sodium is described chemically as [R-(E)]-1-[[[1-[3-[2-(7-chloro-2-quinolinyl)ethenyl]phenyl]-3-[2-(1-hydroxy-1-methylethyl)phenyl]propyl]thio]methyl]cyclopropaneacetic acid, monosodium salt.

The empirical formula is C₃₅H₃₅ClNNaO₃S, and its molecular weight is 608.18. The structural formula is:



Montelukast sodium is a hygroscopic, optically active, white to off-white powder. Montelukast sodium is freely soluble in ethanol, methanol, and water and practically insoluble in acetonitrile.

Each 10-mg film-coated SINGULAIR tablet contains 10.4 mg montelukast sodium, which is equivalent to 10 mg of montelukast, and the following inactive ingredients: microcrystalline cellulose, lactose monohydrate, croscarmellose sodium, hydroxypropyl cellulose, and magnesium stearate. The film coating consists of: hydroxypropyl methylcellulose, hydroxypropyl cellulose, titanium dioxide, red ferric oxide, yellow ferric oxide, and carnauba wax.

Each 4-mg and 5-mg chewable SINGULAIR tablet contains 4.2 and 5.2 mg montelukast sodium, respectively, which are equivalent to 4 and 5 mg of montelukast, respectively. Both chewable tablets contain the following inactive ingredients: mannitol, microcrystalline cellulose, hydroxypropyl cellulose, red ferric oxide, croscarmellose sodium, cherry flavor, aspartame, and magnesium stearate.

Each packet of SINGULAIR 4-mg oral granules contains 4.2 mg montelukast sodium, which is equivalent to 4 mg of montelukast. The oral granule formulation contains the following inactive ingredients: mannitol, hydroxypropyl cellulose, and magnesium stearate.

CLINICAL PHARMACOLOGY

Mechanism of Action

The cysteinyl leukotrienes (LTC₄, LTD₄, LTE₄) are products of arachidonic acid metabolism and are released from various cells, including mast cells and eosinophils. These eicosanoids bind to cysteinyl leukotriene receptors (CysLT) found in the human airway. Cysteinyl leukotrienes and leukotriene receptor occupation have been correlated with the pathophysiology of asthma, including airway edema, smooth muscle contraction, and altered cellular activity associated with the inflammatory process, which contribute to the signs and symptoms of asthma.

Montelukast is an orally active compound that binds with high affinity and selectivity to the CysLT₁ receptor (in preference to other pharmacologically important airway receptors, such as the prostanoid, cholinergic, or β-adrenergic receptor). Montelukast inhibits physiologic actions of LTD₄ at the CysLT₁ receptor without any agonist activity.

Pharmacokinetics

Absorption

Montelukast is rapidly absorbed following oral administration. After administration of the 10-mg film-coated tablet to fasted adults, the mean peak montelukast plasma concentration (C_{max}) is achieved in 3 to 4 hours (T_{max}). The mean oral bioavailability is 64%. The oral bioavailability and C_{max} are not influenced by a standard meal in the morning.

For the 5-mg chewable tablet, the mean C_{max} is achieved in 2 to 2.5 hours after administration to adults in the fasted state. The mean oral bioavailability is 73% in the fasted state versus 63% when administered with a standard meal in the morning.

For the 4-mg chewable tablet, the mean C_{max} is achieved 2 hours after administration in pediatric patients 2 to 5 years of age in the fasted state.

The 4-mg oral granule formulation is bioequivalent to the 4-mg chewable tablet when administered to adults in the fasted state. The coadministration of the oral granule formulation with applesauce did not have a clinically significant effect on the pharmacokinetics of montelukast. A high fat meal in the morning did not affect the AUC of montelukast oral granules, however, the meal decreased C_{max} by 35% and prolonged T_{max} from 2.3 ± 1.0 hours to 6.4 ± 2.9 hours.

The safety and efficacy of SINGULAIR were demonstrated in clinical trials in which the 10-mg film-coated tablet and 5-mg chewable tablet formulations were administered in the evening without regard to the time of food ingestion. The safety of SINGULAIR was also demonstrated in clinical trials in which the 4-mg chewable tablet and 4-mg oral granule formulations were administered in the evening without regard to the time of food ingestion.

The comparative pharmacokinetics of montelukast when administered as two 5-mg chewable tablets versus one 10-mg film-coated tablet have not been evaluated.

Distribution

Montelukast is more than 99% bound to plasma proteins. The steady-state volume of distribution of montelukast averages 8 to 11 liters. Studies in rats with radiolabeled montelukast indicate minimal distribution across the blood-brain barrier. In addition, concentrations of radiolabeled material at 24 hours postdose were minimal in all other tissues.

Metabolism

Montelukast is extensively metabolized. In studies with therapeutic doses, plasma concentrations of metabolites of montelukast are undetectable at steady state in adults and pediatric patients.

In vitro studies using human liver microsomes indicate that cytochromes P450 3A4 and 2C9 are involved in the metabolism of montelukast. Clinical studies investigating the effect of known inhibitors of cytochromes P450 3A4 (e.g., ketoconazole, erythromycin) or 2C9 (e.g., fluconazole) on montelukast pharmacokinetics have not been conducted. Based on further *in vitro* results in human liver microsomes, therapeutic plasma concentrations of montelukast do not inhibit cytochromes P450 3A4, 2C9, 1A2, 2A6, 2C19, or 2D6 (see *Drug Interactions*).

Elimination

The plasma clearance of montelukast averages 45 mL/min in healthy adults. Following an oral dose of radiolabeled montelukast, 86% of the radioactivity was recovered in 5-day fecal collections and <0.2% was recovered in urine. Coupled with estimates of montelukast oral bioavailability, this indicates that montelukast and its metabolites are excreted almost exclusively via the bile.

In several studies, the mean plasma half-life of montelukast ranged from 2.7 to 5.5 hours in healthy young adults. The pharmacokinetics of montelukast are nearly linear for oral doses up to 50 mg. During once-daily dosing with 10-mg montelukast, there is little accumulation of the parent drug in plasma (14%).

Special Populations

Gender: The pharmacokinetics of montelukast are similar in males and females.

Elderly: The pharmacokinetic profile and the oral bioavailability of a single 10-mg oral dose of montelukast are similar in elderly and younger adults. The plasma half-life of montelukast is slightly longer in the elderly. No dosage adjustment in the elderly is required.

Race: Pharmacokinetic differences due to race have not been studied.

Hepatic Insufficiency: Patients with mild-to-moderate hepatic insufficiency and clinical evidence of cirrhosis had evidence of decreased metabolism of montelukast resulting in 41% (90% CI=7%, 85%) higher mean montelukast area under the plasma concentration curve (AUC) following a single 10-mg dose. The elimination of montelukast was slightly prolonged compared with that in healthy subjects (mean half-life, 7.4 hours). No dosage adjustment is required in patients with mild-to-moderate hepatic

insufficiency. The pharmacokinetics of SINGULAIR in patients with more severe hepatic impairment or with hepatitis have not been evaluated.

Renal Insufficiency: Since montelukast and its metabolites are not excreted in the urine, the pharmacokinetics of montelukast were not evaluated in patients with renal insufficiency. No dosage adjustment is recommended in these patients.

Adolescents and Pediatric Patients: Pharmacokinetic studies evaluated the systemic exposure of the 4-mg oral granule formulation in pediatric patients 6 to 23 months of age, the 4-mg chewable tablets in pediatric patients 2 to 5 years of age, the 5-mg chewable tablets in pediatric patients 6 to 14 years of age, and the 10-mg film-coated tablets in young adults and adolescents ≥ 15 years of age.

The plasma concentration profile of montelukast following administration of the 10-mg film-coated tablet is similar in adolescents ≥ 15 years of age and young adults. The 10-mg film-coated tablet is recommended for use in patients ≥ 15 years of age.

The mean systemic exposure of the 4-mg chewable tablet in pediatric patients 2 to 5 years of age and the 5-mg chewable tablets in pediatric patients 6 to 14 years of age is similar to the mean systemic exposure of the 10-mg film-coated tablet in adults. The 5-mg chewable tablet should be used in pediatric patients 6 to 14 years of age and the 4-mg chewable tablet should be used in pediatric patients 2 to 5 years of age.

In children 6 to 11 months of age, the systemic exposure to montelukast and the variability of plasma montelukast concentrations were higher than those observed in adults. Based on population analyses, the mean AUC (4296 ng·hr/mL [range 1200 to 7153]) was 60% higher and the mean C_{max} (667 ng/mL [range 201 to 1058]) was 89% higher than those observed in adults (mean AUC 2689 ng·hr/mL [range 1521 to 4595]) and mean C_{max} (353 ng/mL [range 180 to 548]). The systemic exposure in children 12 to 23 months of age was less variable, but was still higher than that observed in adults. The mean AUC (3574 ng·hr/mL [range 2229 to 5408]) was 33% higher and the mean C_{max} (562 ng/mL [range 296 to 814]) was 60% higher than those observed in adults. Safety and tolerability of montelukast in a single-dose pharmacokinetic study in 26 children 6 to 23 months of age were similar to that of patients two years and above (see ADVERSE REACTIONS). The 4-mg oral granule formulation should be used for pediatric patients 12 to 23 months of age. Since the 4-mg oral granule formulation is bioequivalent to the 4-mg chewable tablet, it can also be used as an alternative formulation to the 4-mg chewable tablet in pediatric patients 2 to 5 years of age.

Drug Interactions

Montelukast at a dose of 10 mg once daily dosed to pharmacokinetic steady state:

- did not cause clinically significant changes in the kinetics of a single intravenous dose of theophylline (predominantly a cytochrome P450 1A2 substrate).
- did not change the pharmacokinetic profile of warfarin (primarily a substrate of CYP 2C9, 3A4 and 1A2) or influence the effect of a single 30-mg oral dose of warfarin on prothrombin time or the INR (International Normalized Ratio).
- did not change the pharmacokinetic profile or urinary excretion of immunoreactive digoxin.
- did not change the plasma concentration profile of terfenadine (a substrate of CYP 3A4) or fexofenadine, its carboxylated metabolite, and did not prolong the QTc interval following co-administration with terfenadine 60 mg twice daily.

Montelukast at doses of ≥ 100 mg daily dosed to pharmacokinetic steady state:

- did not significantly alter the plasma concentrations of either component of an oral contraceptive containing norethindrone 1 mg/ethinyl estradiol 35 mcg.
- did not cause any clinically significant change in plasma profiles of prednisone or prednisolone following administration of either oral prednisone or intravenous prednisolone.

Phenobarbital, which induces hepatic metabolism, decreased the AUC of montelukast approximately 40% following a single 10-mg dose of montelukast. No dosage adjustment for SINGULAIR is recommended. It is reasonable to employ appropriate clinical monitoring when potent cytochrome P450 enzyme inducers, such as phenobarbital or rifampin, are co-administered with SINGULAIR.

Pharmacodynamics

Montelukast causes inhibition of airway cysteinyl leukotriene receptors as demonstrated by the ability to inhibit bronchoconstriction due to inhaled LTD₄ in asthmatics. Doses as low as 5 mg cause substantial blockage of LTD₄-induced bronchoconstriction. In a placebo-controlled, crossover study (n=12), SINGULAIR inhibited early- and late-phase bronchoconstriction due to antigen challenge by 75% and 57%, respectively.

The effect of SINGULAIR on eosinophils in the peripheral blood was examined in clinical trials in adults and pediatric asthmatic patients. A decrease in mean peripheral blood eosinophil counts ranging from 9 to 15% was noted in patients receiving SINGULAIR, compared with placebo over the double-blind treatment periods in clinical trials conducted in patients 2 years of age and above. The relationship between this observation and the clinical benefits noted in the clinical trials is not known (see CLINICAL PHARMACOLOGY, *Clinical Studies*).

Clinical Studies

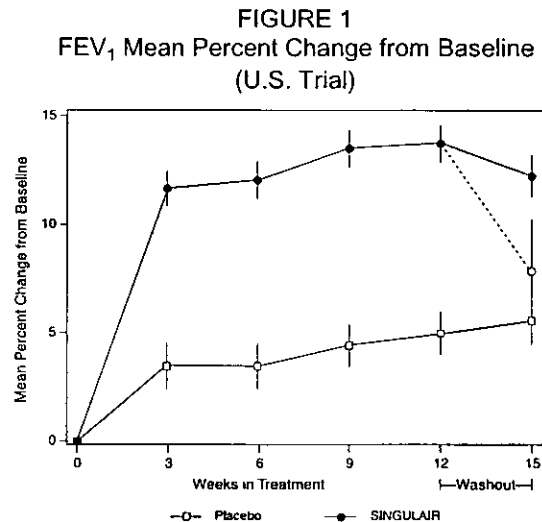
GENERAL

There have been no clinical trials evaluating the relative efficacy of morning versus evening dosing. Although the pharmacokinetics of montelukast are similar whether dosed in the morning or the evening, efficacy was demonstrated in clinical trials in adults and pediatric patients in which montelukast was administered in the evening without regard to the time of food ingestion.

ADULTS AND ADOLESCENTS 15 YEARS OF AGE AND OLDER

Clinical trials in adults and adolescents 15 years of age and older demonstrated there is no additional clinical benefit to montelukast doses above 10 mg once daily. This was shown in two chronic asthma trials using doses up to 200 mg once daily and in one exercise challenge study using doses up to 50 mg, evaluated at the end of the once-daily dosing interval.

The efficacy of SINGULAIR for the chronic treatment of asthma in adults and adolescents 15 years of age and older was demonstrated in two (U.S. and Multinational) similarly designed, randomized, 12-week, double-blind, placebo-controlled trials in 1576 patients (795 treated with SINGULAIR, 530 treated with placebo, and 251 treated with active control). The patients studied were mild and moderate, non-smoking asthmatics who required approximately 5 puffs of inhaled β -agonist per day on an "as-needed" basis. The patients had a mean baseline percent of predicted forced expiratory volume in 1 second (FEV₁) of 66% (approximate range, 40 to 90%). The co-primary endpoints in these trials were FEV₁ and daytime asthma symptoms. Secondary endpoints included morning and evening peak expiratory flow rates (AM PEF_R, PM PEF_R), rescue β -agonist requirements, nocturnal awakening due to asthma, and other asthma-related outcomes. In both studies after 12 weeks, a random subset of patients receiving SINGULAIR was switched to placebo for an additional 3 weeks of double-blind treatment to evaluate for possible rebound effects. The results of the U.S. trial on the primary endpoint, FEV₁, expressed as mean percent change from baseline, are shown in FIGURE 1.



The effect of SINGULAIR on other primary and secondary endpoints is shown in TABLE 1 as combined analyses of the U.S. and Multinational trials.

TABLE 1
Effect of SINGULAIR on Primary and Secondary Endpoints
in Placebo-controlled Trials
(Combined Analyses - U.S. and Multinational Trials)

Endpoint	SINGULAIR		Placebo	
	Baseline	Mean Change from Baseline	Baseline	Mean Change from Baseline
Daytime Asthma Symptoms (0 to 6 scale)	2.43	-0.45*	2.45	-0.22
β-agonist (puffs per day)	5.38	-1.56*	5.55	-0.41
AM PEFr (L/min)	361.3	24.5*	364.9	3.3
PM PEFr (L/min)	385.2	17.9*	389.3	2.0
Nocturnal Awakenings (#/week)	5.37	-1.84*	5.44	-0.79

* p<0.001, compared with placebo

In adult patients, SINGULAIR reduced "as-needed" β-agonist use by 26.1% from baseline compared with 4.6% for placebo. In patients with nocturnal awakenings of at least 2 nights per week, SINGULAIR reduced the nocturnal awakenings by 34% from baseline, compared with 15% for placebo (combined analysis).

SINGULAIR, compared with placebo, significantly improved other protocol-defined, asthma-related outcome measurements (see TABLE 2).

TABLE 2
Effect of SINGULAIR on Asthma-Related Outcome Measurements
(Combined Analyses - U.S. and Multinational Trials)

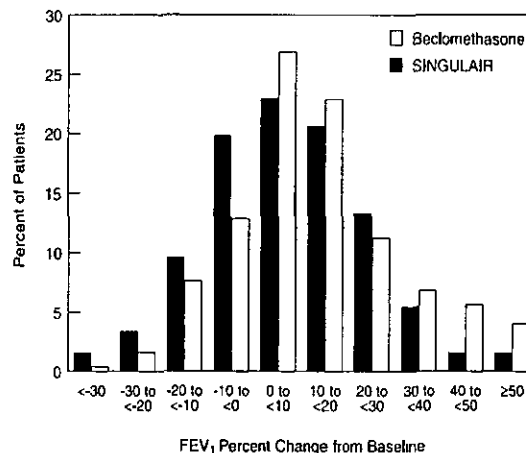
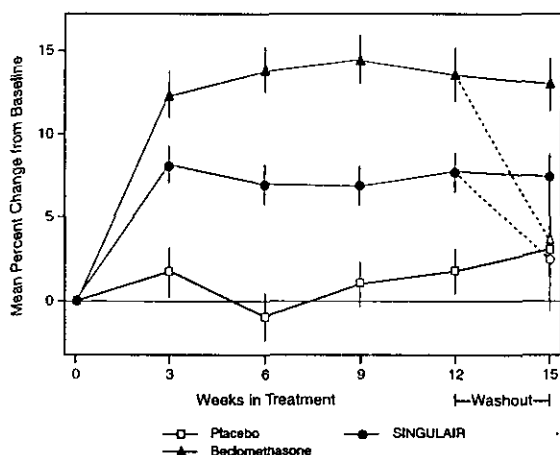
	SINGULAIR	Placebo
Asthma Attack* (% of patients)	11.6 [†]	18.4
Oral Corticosteroid Rescue (% of patients)	10.7 [†]	17.5
Discontinuation Due to Asthma (% of patients)	1.4 [‡]	4.0
Asthma Exacerbations** (% of days)	12.8 [†]	20.5
Asthma Control Days*** (% of days)	38.5 [†]	27.2
Physicians' Global Evaluation (score) [§]	1.77 [†]	2.43
Patients' Global Evaluation (score) ^{§§}	1.60 [†]	2.15
[†] p<0.001, compared with placebo [‡] p<0.01, compared with placebo		

- * Asthma Attack defined as utilization of health-care resources such as an unscheduled visit to a doctor's office, emergency room, or hospital, or treatment with oral, intravenous, or intramuscular corticosteroid.
- ** Asthma Exacerbation defined by specific clinically important decreases in PEFr, increase in β-agonist use, increases in day or nighttime symptoms, or the occurrence of an asthma attack.
- *** An Asthma Control Day defined as a day without any of the following: nocturnal awakening, use of more than 2 puffs of β-agonist, or an asthma attack.
- § Physicians' evaluation of the patient's asthma, ranging from 0 to 6 ("very much better" through "very much worse," respectively).
- §§ Patients' evaluation of asthma, ranging from 0 to 6 ("very much better" through "very much worse," respectively)

In one of these trials, a non-U.S. formulation of inhaled beclomethasone dipropionate dosed at 200 mcg (two puffs of 100 mcg ex-valve) twice daily with a spacer device was included as an active control. Over the 12-week treatment period, the mean percentage change in FEV₁ over baseline for SINGULAIR and beclomethasone were 7.49% vs 13.3% (p<0.001) respectively, see FIGURE 2; and the change in daytime symptom scores was -0.49 vs -0.70 on a 0 to 6 scale (p<0.001) for SINGULAIR and beclomethasone, respectively. The percentages of individual patients treated with SINGULAIR or beclomethasone achieving any given percentage change in FEV₁ from baseline are shown in FIGURE 3.

FIGURE 2
FEV₁
Mean Percent Change From Baseline
(Multinational Trial)

FIGURE 3
FEV₁
Distribution of Individual Patient Response
(Multinational Trial)



Onset of Action and Maintenance of Benefits

In each placebo-controlled trial in adults, the treatment effect of SINGULAIR, measured by daily diary card parameters, including symptom scores, "as-needed" β -agonist use, and PEFR measurements, was achieved after the first dose and was maintained throughout the dosing interval (24 hours). No significant change in treatment effect was observed during continuous once-daily evening administration in non-placebo-controlled extension trials for up to one year. Withdrawal of SINGULAIR in asthmatic patients after 12 weeks of continuous use did not cause rebound worsening of asthma.

PEDIATRIC PATIENTS 6 TO 14 YEARS OF AGE

The efficacy of SINGULAIR in pediatric patients 6 to 14 years of age was demonstrated in one 8-week, double-blind, placebo-controlled trial in 336 patients (201 treated with SINGULAIR and 135 treated with placebo) using an inhaled β -agonist on an "as-needed" basis. The patients had a mean baseline percent predicted FEV₁ of 72% (approximate range, 45 to 90%) and a mean daily inhaled β -agonist requirement of 3.4 puffs of albuterol. Approximately 36% of the patients were on inhaled corticosteroids.

Compared with placebo, treatment with one 5-mg SINGULAIR chewable tablet daily, resulted in a significant improvement in mean morning FEV₁ percent change from baseline (8.7% in the group treated with SINGULAIR vs 4.2% change from baseline in the placebo group, $p < 0.001$). There was a significant decrease in the mean percentage change in daily "as-needed" inhaled β -agonist use (11.7% decrease from baseline in the group treated with SINGULAIR vs 8.2% increase from baseline in the placebo group, $p < 0.05$). This effect represents a mean decrease from baseline of 0.56 and 0.23 puffs per day for the montelukast and placebo groups, respectively. Subgroup analyses indicated that younger pediatric patients aged 6 to 11 had efficacy results comparable to those of the older pediatric patients aged 12 to 14.

SINGULAIR, one 5-mg chewable tablet daily at bedtime, significantly decreased the percent of days asthma exacerbations occurred (SINGULAIR 20.6% vs placebo 25.7%, $p \leq 0.05$). (See TABLE 2 for definition of asthma exacerbation.) Parents' global asthma evaluations (parental evaluations of the patients' asthma, see TABLE 2 for definition of score) were significantly better with SINGULAIR compared with placebo (SINGULAIR 1.34 vs placebo 1.69, $p \leq 0.05$).

Similar to the adult studies, no significant change in the treatment effect was observed during continuous once-daily administration in one open-label extension trial without a concurrent placebo group for up to 6 months.

PEDIATRIC PATIENTS 2 TO 5 YEARS OF AGE

The efficacy of SINGULAIR for the chronic treatment of asthma in pediatric patients 2 to 5 years of age was explored in a 12-week, placebo-controlled, safety and tolerability study in 689 patients, 461 of whom were treated with SINGULAIR. While the primary objective was to determine the safety and tolerability of SINGULAIR in this age group, the study included exploratory efficacy evaluations, including daytime and overnight asthma symptom scores, β -agonist use, oral corticosteroid rescue, and the physician's global evaluation. The findings of these exploratory efficacy evaluations, along with pharmacokinetics and extrapolation of efficacy data from older patients, support the overall conclusion that SINGULAIR is efficacious in the maintenance treatment of asthma in patients 2 to 5 years of age.

EFFECTS IN PATIENTS ON CONCOMITANT INHALED CORTICOSTEROIDS

Separate trials in adults evaluated the ability of SINGULAIR to add to the clinical effect of inhaled corticosteroids and to allow inhaled corticosteroid tapering when used concomitantly.

One randomized, placebo-controlled, parallel-group trial (n=226) enrolled stable asthmatic adults with a mean FEV₁ of approximately 84% of predicted who were previously maintained on various inhaled corticosteroids (delivered by metered-dose aerosol or dry powder inhalers). The types of inhaled corticosteroids and their mean baseline requirements included beclomethasone dipropionate (mean dose, 1203 mcg/day), triamcinolone acetonide (mean dose, 2004 mcg/day), flunisolide (mean dose, 1971 mcg/day), fluticasone propionate (mean dose, 1083 mcg/day), or budesonide (mean dose, 1192 mcg/day). Some of these inhaled corticosteroids were non-U.S.-approved formulations, and doses expressed may not be ex-actuator. The pre-study inhaled corticosteroid requirements were reduced by approximately 37% during a 5- to 7-week placebo run-in period designed to titrate patients toward their lowest effective inhaled corticosteroid dose. Treatment with SINGULAIR resulted in a further 47% reduction in mean inhaled corticosteroid dose compared with a mean reduction of 30% in the placebo group over the 12-week active treatment period (p≤0.05). Approximately 40% of the montelukast-treated patients and 29% of the placebo-treated patients could be tapered off inhaled corticosteroids and remained off inhaled corticosteroids at the conclusion of the study (p=NS). It is not known whether the results of this study can be generalized to asthmatics who require higher doses of inhaled corticosteroids or systemic corticosteroids.

In another randomized, placebo-controlled, parallel-group trial (n=642) in a similar population of adult patients previously maintained, but not adequately controlled, on inhaled corticosteroids (beclomethasone 336 mcg/day), the addition of SINGULAIR to beclomethasone resulted in statistically significant improvements in FEV₁ compared with those patients who were continued on beclomethasone alone or those patients who were withdrawn from beclomethasone and treated with montelukast or placebo alone over the last 10 weeks of the 16-week, blinded treatment period. Patients who were randomized to treatment arms containing beclomethasone had statistically significantly better asthma control than those patients randomized to SINGULAIR alone or placebo alone as indicated by FEV₁, daytime asthma symptoms, PEF_r, nocturnal awakenings due to asthma, and "as-needed" β-agonist requirements.

In adult asthmatic patients with documented aspirin sensitivity, nearly all of whom were receiving concomitant inhaled and/or oral corticosteroids, a 4-week, randomized, parallel-group trial (n=80) demonstrated that SINGULAIR, compared with placebo, resulted in significant improvement in parameters of asthma control. The magnitude of effect of SINGULAIR in aspirin-sensitive patients was similar to the effect observed in the general population of asthmatic patients studied. The effect of SINGULAIR on the bronchoconstrictor response to aspirin or other non-steroidal anti-inflammatory drugs in aspirin-sensitive asthmatic patients has not been evaluated (see PRECAUTIONS, *General*).

EFFECTS ON EXERCISE-INDUCED BRONCHOCONSTRICTION (ADULTS AND PEDIATRIC PATIENTS)

In a 12-week, randomized, double-blind, parallel group study of 110 adult and adolescent asthmatics 15 years of age and older, with a mean baseline FEV₁ percent of predicted of 83% and with documented exercise-induced exacerbation of asthma, treatment with SINGULAIR, 10 mg, once daily in the evening, resulted in a statistically significant reduction in mean maximal percent fall in FEV₁ and mean time to recovery to within 5% of the pre-exercise FEV₁. Exercise challenge was conducted at the end of the dosing interval (i.e., 20 to 24 hours after the preceding dose). This effect was maintained throughout the 12-week treatment period indicating that tolerance did not occur. SINGULAIR did not, however, prevent clinically significant deterioration in maximal percent fall in FEV₁ after exercise (i.e., ≥20% decrease from pre-exercise baseline) in 52% of patients studied. In a separate crossover study in adults, a similar effect was observed after two once-daily 10-mg doses of SINGULAIR.

In pediatric patients 6 to 14 years of age, using the 5-mg chewable tablet, a 2-day crossover study demonstrated effects similar to those observed in adults when exercise challenge was conducted at the end of the dosing interval (i.e., 20 to 24 hours after the preceding dose).

SINGULAIR should not be used as monotherapy for the treatment and management of exercise-induced bronchospasm. Patients who have exacerbations of asthma after exercise should continue to use their usual regimen of inhaled β-agonists as prophylaxis and have available for rescue a short-acting inhaled β-agonist (see PRECAUTIONS, *General and Information for Patients*).

INDICATIONS AND USAGE

SINGULAIR is indicated for the prophylaxis and chronic treatment of asthma in adults and pediatric patients 12 months of age and older.

CONTRAINDICATIONS

Hypersensitivity to any component of this product.

PRECAUTIONS

General

SINGULAIR is not indicated for use in the reversal of bronchospasm in acute asthma attacks, including status asthmaticus.

Patients should be advised to have appropriate rescue medication available. Therapy with SINGULAIR can be continued during acute exacerbations of asthma.

While the dose of inhaled corticosteroid may be reduced gradually under medical supervision, SINGULAIR should not be abruptly substituted for inhaled or oral corticosteroids.

SINGULAIR should not be used as monotherapy for the treatment and management of exercise-induced bronchospasm. Patients who have exacerbations of asthma after exercise should continue to use their usual regimen of inhaled β -agonists as prophylaxis and have available for rescue a short-acting inhaled β -agonist.

Patients with known aspirin sensitivity should continue avoidance of aspirin or non-steroidal anti-inflammatory agents while taking SINGULAIR. Although SINGULAIR is effective in improving airway function in asthmatics with documented aspirin sensitivity, it has not been shown to truncate bronchoconstrictor response to aspirin and other non-steroidal anti-inflammatory drugs in aspirin-sensitive asthmatic patients (see CLINICAL PHARMACOLOGY, *Clinical Studies*).

Eosinophilic Conditions

In rare cases, patients on therapy with SINGULAIR may present with systemic eosinophilia, sometimes presenting with clinical features of vasculitis consistent with Churg-Strauss syndrome, a condition which is often treated with systemic corticosteroid therapy. These events usually, but not always, have been associated with the reduction of oral corticosteroid therapy. Physicians should be alert to eosinophilia, vasculitic rash, worsening pulmonary symptoms, cardiac complications, and/or neuropathy presenting in their patients. A causal association between SINGULAIR and these underlying conditions has not been established (see ADVERSE REACTIONS).

Information for Patients

- Patients should be advised to take SINGULAIR daily as prescribed, even when they are asymptomatic, as well as during periods of worsening asthma, and to contact their physicians if their asthma is not well controlled.
- Patients should be advised that oral tablets of SINGULAIR are not for the treatment of acute asthma attacks. They should have appropriate short-acting inhaled β -agonist medication available to treat asthma exacerbations.
- Patients should be advised that, while using SINGULAIR, medical attention should be sought if short-acting inhaled bronchodilators are needed more often than usual, or if more than the maximum number of inhalations of short-acting bronchodilator treatment prescribed for a 24-hour period are needed.
- Patients receiving SINGULAIR should be instructed not to decrease the dose or stop taking any other anti-asthma medications unless instructed by a physician.
- Patients who have exacerbations of asthma after exercise should be instructed to continue to use their usual regimen of inhaled β -agonists as prophylaxis unless otherwise instructed by their physician. All patients should have available for rescue a short-acting inhaled β -agonist.
- Patients with known aspirin sensitivity should be advised to continue avoidance of aspirin or non-steroidal anti-inflammatory agents while taking SINGULAIR.

Chewable Tablets

- *Phenylketonurics*: Phenylketonuric patients should be informed that the 4-mg and 5-mg chewable tablets contain phenylalanine (a component of aspartame), 0.674 and 0.842 mg per 4-mg and 5-mg chewable tablet, respectively.

Drug Interactions

SINGULAIR has been administered with other therapies routinely used in the prophylaxis and chronic treatment of asthma with no apparent increase in adverse reactions. In drug-interaction studies, the recommended clinical dose of montelukast did not have clinically important effects on the pharmacokinetics of the following drugs: theophylline, prednisone, prednisolone, oral contraceptives (norethindrone 1 mg/ethinyl estradiol 35 mcg), terfenadine, digoxin, and warfarin.

Although additional specific interaction studies were not performed, SINGULAIR was used concomitantly with a wide range of commonly prescribed drugs in clinical studies without evidence of clinical adverse interactions. These medications included thyroid hormones, sedative hypnotics, non-steroidal anti-inflammatory agents, benzodiazepines, and decongestants.

Phenobarbital, which induces hepatic metabolism, decreased the AUC of montelukast approximately 40% following a single 10-mg dose of montelukast. No dosage adjustment for SINGULAIR is recommended. It is reasonable to employ appropriate clinical monitoring when potent cytochrome P450 enzyme inducers, such as phenobarbital or rifampin, are co-administered with SINGULAIR.

Carcinogenesis, Mutagenesis, Impairment of Fertility

No evidence of tumorigenicity was seen in either a 2-year carcinogenicity study in Sprague-Dawley rats at oral gavage doses up to 200 mg/kg/day (estimated exposure was approximately 90 times the area under the plasma concentration versus time curve (AUC) for adults and children at the maximum recommended daily oral dose) or in a 92-week carcinogenicity study in mice at oral gavage doses up to 100 mg/kg/day (estimated exposure was approximately 30 times the AUC for adults and children at the maximum recommended daily oral dose).

Montelukast demonstrated no evidence of mutagenic or clastogenic activity in the following assays: the microbial mutagenesis assay, the V-79 mammalian cell mutagenesis assay, the alkaline elution assay in rat hepatocytes, the chromosomal aberration assay in Chinese hamster ovary cells, and in the *in vivo* mouse bone marrow chromosomal aberration assay.

In fertility studies in female rats, montelukast produced reductions in fertility and fecundity indices at an oral dose of 200 mg/kg (estimated exposure was approximately 70 times the AUC for adults at the maximum recommended daily oral dose). No effects on female fertility or fecundity were observed at an oral dose of 100 mg/kg (estimated exposure was approximately 20 times the AUC for adults at the maximum recommended daily oral dose). Montelukast had no effects on fertility in male rats at oral doses up to 800 mg/kg (estimated exposure was approximately 160 times the AUC for adults at the maximum recommended daily oral dose).

Pregnancy, Teratogenic Effects

Pregnancy Category B:

No teratogenicity was observed in rats at oral doses up to 400 mg/kg/day (estimated exposure was approximately 100 times the AUC for adults at the maximum recommended daily oral dose) and in rabbits at oral doses up to 300 mg/kg/day (estimated exposure was approximately 110 times the AUC for adults at the maximum recommended daily oral dose). Montelukast crosses the placenta following oral dosing in rats and rabbits. There are, however, no adequate and well-controlled studies in pregnant women. Because animal reproduction studies are not always predictive of human response, SINGULAIR should be used during pregnancy only if clearly needed.

Merck & Co., Inc. maintains a registry to monitor the pregnancy outcomes of women exposed to SINGULAIR while pregnant. Healthcare providers are encouraged to report any prenatal exposure to SINGULAIR by calling the Pregnancy Registry at (800) 986-8999.

Nursing Mothers

Studies in rats have shown that montelukast is excreted in milk. It is not known if montelukast is excreted in human milk. Because many drugs are excreted in human milk, caution should be exercised when SINGULAIR is given to a nursing mother.

Pediatric Use

Safety and efficacy of SINGULAIR have been established in adequate and well-controlled studies in pediatric patients 6 to 14 years of age. Safety and efficacy profiles in this age group are similar to those seen in adults. (See *Clinical Studies* and ADVERSE REACTIONS.)

The safety of SINGULAIR 4-mg chewable tablets in pediatric patients 2 to 5 years of age has been demonstrated by adequate and well-controlled data (see ADVERSE REACTIONS). Efficacy of SINGULAIR in this age group is extrapolated from the demonstrated efficacy in patients 6 years of age and older with asthma and is based on similar pharmacokinetic data, as well as the assumption that the disease course, pathophysiology and the drug's effect are substantially similar among these populations.

Efficacy in this age group is supported by exploratory efficacy assessments from a large, well-controlled safety study conducted in patients 2 to 5 years of age.

The safety of SINGULAIR 4-mg oral granules in pediatric patients 12 to 23 months of age has been demonstrated in an analysis of 172 pediatric patients, 124 of whom were treated with SINGULAIR, in a 6-week, double-blind, placebo-controlled study (see ADVERSE REACTIONS). Efficacy of SINGULAIR in this age group is extrapolated from the demonstrated efficacy in patients 6 years of age and older with asthma based on similar mean systemic exposure (AUC), and that the disease course, pathophysiology and the drug's effect are substantially similar among these populations, supported by efficacy data from a safety trial in which efficacy was an exploratory assessment.

The safety and effectiveness in pediatric patients below the age of 12 months have not been established. Long-term trials evaluating the effect of chronic administration of SINGULAIR on linear growth in pediatric patients have not been conducted.

Geriatric Use

Of the total number of subjects in clinical studies of montelukast, 3.5% were 65 years of age and over and 0.4% were 75 years of age and over. No overall differences in safety or effectiveness were observed between these subjects and younger subjects, and other reported clinical experience has not identified differences in responses between the elderly and younger patients, but greater sensitivity of some older individuals cannot be ruled out.

ADVERSE REACTIONS

Adults and Adolescents 15 Years of Age and Older

SINGULAIR has been evaluated for safety in approximately 2600 adult and adolescent patients 15 years of age and older in clinical trials. In placebo-controlled clinical trials, the following adverse experiences reported with SINGULAIR occurred in greater than or equal to 1% of patients and at an incidence greater than that in patients treated with placebo, regardless of causality assessment:

Adverse Experiences Occurring in ≥1% of Patients
with an Incidence Greater than that in Patients Treated with Placebo,
Regardless of Causality Assessment

	SINGULAIR 10 mg/day (%) (n=1955)	Placebo (%) (n=1180)
<i>Body As A Whole</i>		
Asthenia/fatigue	1.8	1.2
Fever	1.5	0.9
Pain, abdominal	2.9	2.5
Trauma	1.0	0.8
<i>Digestive System Disorders</i>		
Dyspepsia	2.1	1.1
Gastroenteritis, infectious	1.5	0.5
Pain, dental	1.7	1.0
<i>Nervous System/Psychiatric</i>		
Dizziness	1.9	1.4
Headache	18.4	18.1
<i>Respiratory System Disorders</i>		
Congestion, nasal	1.6	1.3
Cough	2.7	2.4
Influenza	4.2	3.9
<i>Skin/Skin Appendages Disorder</i>		
Rash	1.6	1.2
<i>Laboratory Adverse Experiences*</i>		
ALT increased	2.1	2.0
AST increased	1.6	1.2
Pyuria	1.0	0.9

* Number of patients tested (SINGULAIR and placebo, respectively): ALT and AST, 1935, 1170; pyuria, 1924, 1159

The frequency of less common adverse events was comparable between SINGULAIR and placebo.

Cumulatively, 569 patients were treated with SINGULAIR for at least 6 months, 480 for one year, and 49 for two years in clinical trials. With prolonged treatment, the adverse experience profile did not significantly change.

Pediatric Patients 6 to 14 Years of Age

SINGULAIR has been evaluated for safety in 321 pediatric patients 6 to 14 years of age. Cumulatively, 169 pediatric patients were treated with SINGULAIR for at least 6 months, and 121 for one year or longer in clinical trials. The safety profile of SINGULAIR in the 8-week, double-blind, pediatric efficacy trial was generally similar to the adult safety profile. In pediatric patients 6 to 14 years of age receiving SINGULAIR, the following events occurred with a frequency $\geq 2\%$ and more frequently than in pediatric patients who received placebo, regardless of causality assessment: pharyngitis, influenza, fever, sinusitis, nausea, diarrhea, dyspepsia, otitis, viral infection, and laryngitis. The frequency of less common adverse events was comparable between SINGULAIR and placebo. With prolonged treatment, the adverse experience profile did not significantly change.

Pediatric Patients 2 to 5 Years of Age

SINGULAIR has been evaluated for safety in 573 pediatric patients 2 to 5 years of age in single and multiple dose studies. Cumulatively, 426 pediatric patients 2 to 5 years of age were treated with SINGULAIR for at least 3 months, 230 for 6 months or longer, and 63 patients for one year or longer in clinical trials. SINGULAIR 4 mg administered once daily at bedtime was generally well tolerated in clinical trials. In pediatric patients 2 to 5 years of age receiving SINGULAIR, the following events occurred with a frequency $\geq 2\%$ and more frequently than in pediatric patients who received placebo, regardless of causality assessment: fever, cough, abdominal pain, diarrhea, headache, rhinorrhea, sinusitis, otitis, influenza, rash, ear pain, gastroenteritis, eczema, urticaria, varicella, pneumonia, dermatitis, and conjunctivitis.

Pediatric Patients 12 to 23 Months of Age

SINGULAIR has been evaluated for safety in 124 pediatric patients 12 to 23 months of age. The safety profile of SINGULAIR in a 6-week, double-blind, placebo-controlled clinical study was generally similar to the safety profile in adults and pediatric patients 2 to 14 years of age. SINGULAIR administered once daily at bedtime was generally well tolerated. In pediatric patients 12 to 23 months of age receiving SINGULAIR, the following events occurred with a frequency $\geq 2\%$ and more frequently than in pediatric patients who received placebo, regardless of causality assessment: upper respiratory infection, wheezing; otitis media; pharyngitis, tonsillitis, cough; and rhinitis. The frequency of less common adverse events was comparable between SINGULAIR and placebo.

Post-Marketing Experience

The following additional adverse reactions have been reported in post-marketing use: hypersensitivity reactions (including anaphylaxis, angioedema, pruritus, urticaria, and very rarely, hepatic eosinophilic infiltration); dream abnormalities and hallucinations, drowsiness, irritability, agitation including aggressive behavior, restlessness, insomnia, and very rarely seizures; nausea, vomiting, dyspepsia, diarrhea, and very rarely pancreatitis; myalgia including muscle cramps; increased bleeding tendency, bruising; palpitations; and edema.

In rare cases, patients on therapy with SINGULAIR may present with systemic eosinophilia, sometimes presenting with clinical features of vasculitis consistent with Churg-Strauss syndrome, a condition which is often treated with systemic corticosteroid therapy. These events usually, but not always, have been associated with the reduction of oral corticosteroid therapy. Physicians should be alert to eosinophilia, vasculitic rash, worsening pulmonary symptoms, cardiac complications, and/or neuropathy presenting in their patients. A causal association between SINGULAIR and these underlying conditions has not been established (see PRECAUTIONS, *Eosinophilic Conditions*).

OVERDOSAGE

No mortality occurred following single oral doses of montelukast up to 5000 mg/kg in mice (estimated exposure was approximately 250 times the AUC for adults and children at the maximum recommended daily oral dose) and rats (estimated exposure was approximately 170 times the AUC for adults and children at the maximum recommended daily oral dose).

No specific information is available on the treatment of overdose with SINGULAIR. In chronic asthma studies, montelukast has been administered at doses up to 200 mg/day to adult patients for 22 weeks and, in short-term studies, up to 900 mg/day to patients for approximately a week without clinically important adverse experiences. In the event of overdose, it is reasonable to employ the usual supportive measures; e.g., remove unabsorbed material from the gastrointestinal tract, employ clinical monitoring, and institute supportive therapy, if required.

There have been reports of acute overdose in pediatric patients in post-marketing experience and clinical studies of up to at least 150 mg/day with SINGULAIR. The clinical and laboratory findings

observed were consistent with the safety profile in adults and older pediatric patients. There were no adverse experiences reported in the majority of overdose reports. The most frequent adverse experiences observed were thirst, somnolence, mydriasis, hyperkinesia, and abdominal pain.

It is not known whether montelukast is removed by peritoneal dialysis or hemodialysis.

DOSAGE AND ADMINISTRATION

General Information:

The safety and efficacy of SINGULAIR was demonstrated in clinical trials where it was administered in the evening without regard to the time of food ingestion. There have been no clinical trials evaluating the relative efficacy of morning versus evening dosing.

Adults and Adolescents 15 Years of Age and Older

The dosage for adults and adolescents 15 years of age and older is one 10-mg tablet daily to be taken in the evening.

Pediatric Patients 6 to 14 Years of Age

The dosage for pediatric patients 6 to 14 years of age is one 5-mg chewable tablet daily to be taken in the evening. No dosage adjustment within this age group is necessary.

Pediatric Patients 2 to 5 Years of Age

The dosage for pediatric patients 2 to 5 years of age is one 4-mg chewable tablet or one packet of 4-mg oral granules daily to be taken in the evening.

Pediatric Patients 12 to 23 Months of Age

The dosage for pediatric patients 12 to 23 months of age is one packet of 4-mg oral granules daily to be taken in the evening. Safety and effectiveness in pediatric patients younger than 12 months of age have not been established.

Administration of SINGULAIR Oral Granules

SINGULAIR 4-mg oral granules can be administered either directly in the mouth, or mixed with a spoonful of cold or room temperature soft foods; based on stability studies, only applesauce, carrots, rice or ice cream should be used. The packet should not be opened until ready to use. After opening the packet, the full dose (with or without mixing with food) must be administered within 15 minutes. If mixed with food, SINGULAIR oral granules must not be stored for future use. Discard any unused portion. SINGULAIR oral granules are not intended to be dissolved in liquid for administration. However, liquids may be taken subsequent to administration. SINGULAIR oral granules can be administered without regard to the time of meals.

HOW SUPPLIED

No. 3841 — SINGULAIR Oral Granules, 4 mg, are white granules with 500 mg net weight, packed in a child-resistant foil packet. They are supplied as follows:

NDC 0006-3841-30 unit of use carton with 30 packets.

No. 3796 — SINGULAIR Tablets, 4 mg, are pink, oval, bi-convex-shaped chewable tablets, with code MRK 711 on one side and SINGULAIR on the other. They are supplied as follows:

NDC 0006-0711-31 unit of use high-density polyethylene (HDPE) bottles of 30 with a polypropylene child-resistant cap, an aluminum foil induction seal, and a silica gel desiccant canister

NDC 0006-0711-54 unit of use high-density polyethylene (HDPE) bottles of 90 with a polypropylene child-resistant cap, an aluminum foil induction seal, and a silica gel desiccant canister

NDC 0006-0711-68 high-density polyethylene (HDPE) bulk bottles of 100 with a polypropylene non-child-resistant cap, an aluminum foil induction seal, and a silica gel desiccant canister

NDC 0006-0711-74 high-density polyethylene (HDPE) bulk bottles of 500 with a polypropylene non-child-resistant cap, an aluminum foil induction seal, and three silica gel desiccant canisters

NDC 0006-0711-28 unit dose paper and aluminum foil-backed aluminum foil peelable blister packs of 100.

No. 3760 — SINGULAIR Tablets, 5 mg, are pink, round, bi-convex-shaped chewable tablets, with code MRK 275 on one side and SINGULAIR on the other. They are supplied as follows:

NDC 0006-0275-31 unit of use high-density polyethylene (HDPE) bottles of 30 with a polypropylene child-resistant cap, an aluminum foil induction seal, and a silica gel desiccant canister

SINGULAIR®
(Montelukast Sodium)
Tablets, Chewable Tablets, and Oral Granules

9088814

NDC 0006-0275-54 unit of use high-density polyethylene (HDPE) bottles of 90 with a polypropylene child-resistant cap, an aluminum foil induction seal, and a silica gel desiccant canister

NDC 0006-0275-28 unit dose paper and aluminum foil-backed aluminum foil peelable blister packs of 100.

No. 3761 — SINGULAIR Tablets, 10 mg, are beige, rounded square-shaped, film-coated tablets, with code MRK 117 on one side and SINGULAIR on the other. They are supplied as follows:

NDC 0006-0117-31 unit of use high-density polyethylene (HDPE) bottles of 30 with a polypropylene child-resistant cap, an aluminum foil induction seal, and a silica gel desiccant canister

NDC 0006-0117-54 unit of use high-density polyethylene (HDPE) bottles of 90 with a polypropylene child-resistant cap, an aluminum foil induction seal, and a silica gel desiccant canister

NDC 0006-0117-28 unit dose paper and aluminum foil-backed aluminum foil peelable blister pack of 100.

Storage

Store SINGULAIR 4-mg oral granules, 4-mg chewable tablets, 5-mg chewable tablets and 10-mg film-coated tablets at 25°C (77°F), excursions permitted to 15-30°C (59-86°F) [see USP Controlled Room Temperature]. Protect from moisture and light. Store in original package.

 **MERCK & CO., INC.**, Whitehouse Station, NJ 08889, USA

Issued September 2002
Printed in USA