

**CENTER FOR DRUG EVALUATION AND RESEARCH**

**APPROVAL PACKAGE FOR:**

**APPLICATION NUMBER**

**103795/5123**

**Approved Labeling**

## ENBREL<sup>®</sup> (etanercept)

### DESCRIPTION

ENBREL<sup>®</sup> (etanercept) is a dimeric fusion protein consisting of the extracellular ligand-binding portion of the human 75 kilodalton (p75) tumor necrosis factor receptor (TNFR) linked to the Fc portion of human IgG1. The Fc component of etanercept contains the C<sub>H</sub>2 domain, the C<sub>H</sub>3 domain and hinge region, but not the C<sub>H</sub>1 domain of IgG1. Etanercept is produced by recombinant DNA technology in a Chinese hamster ovary (CHO) mammalian cell expression system. It consists of 934 amino acids and has an apparent molecular weight of approximately 150 kilodaltons.

ENBREL<sup>®</sup> is supplied as a sterile, white, preservative-free, lyophilized powder for parenteral administration after reconstitution with 1 mL of the supplied Sterile Bacteriostatic Water for Injection (BWFI), USP (containing 0.9% benzyl alcohol). Reconstitution with the supplied BWFI yields a multiple-use, clear, and colorless solution of ENBREL<sup>®</sup> with a pH of 7.4 ± 0.3. Each vial of ENBREL<sup>®</sup> contains 25 mg etanercept, 40 mg mannitol, 10 mg sucrose, and 1.2 mg tromethamine.

### CLINICAL PHARMACOLOGY

#### General

Etanercept binds specifically to tumor necrosis factor (TNF) and blocks its interaction with cell surface TNF receptors. TNF is a naturally occurring cytokine that is involved in normal inflammatory and immune responses. It plays an important role in the inflammatory processes of rheumatoid arthritis (RA), polyarticular-course juvenile rheumatoid arthritis (JRA), and ankylosing spondylitis and the resulting joint pathology. Elevated levels of TNF are found in involved tissues and fluids of patients with RA, psoriatic arthritis and ankylosing spondylitis (AS).<sup>1, 2, 3, 4, 5, 6</sup>

Two distinct receptors for TNF (TNFRs), a 55 kilodalton protein (p55) and a 75 kilodalton protein (p75), exist naturally as monomeric molecules on cell surfaces and in soluble forms.<sup>7</sup> Biological activity of TNF is dependent upon binding to either cell surface TNFR.

Etanercept is a dimeric soluble form of the p75 TNF receptor that can bind to two TNF molecules. It inhibits the activity of TNF in vitro and has been shown to affect several animal models of inflammation, including murine collagen-induced arthritis.<sup>8, 9</sup>

Etanercept inhibits binding of both TNF $\alpha$  and TNF $\beta$  (lymphotoxin alpha [LT $\alpha$ ]) to cell surface TNFRs, rendering TNF biologically inactive.<sup>9</sup> Cells expressing transmembrane TNF that bind ENBREL® are not lysed in vitro in the presence or absence of complement.<sup>9</sup>

Etanercept can also modulate biological responses that are induced or regulated by TNF, including expression of adhesion molecules responsible for leukocyte migration (i.e., E-selectin and to a lesser extent intercellular adhesion molecule-1 [ICAM-1]), serum levels of cytokines (e.g., IL-6), and serum levels of matrix metalloproteinase-3 (MMP-3 or stromelysin).<sup>9</sup>

### Pharmacokinetics

After administration of 25 mg of ENBREL® by a single subcutaneous (SC) injection to 25 patients with RA, a mean  $\pm$  standard deviation half-life of  $102 \pm 30$  hours was observed with a clearance of  $160 \pm 80$  mL/hr. A maximum serum concentration (C<sub>max</sub>) of  $1.1 \pm 0.6$  mcg/mL and time to C<sub>max</sub> of  $69 \pm 34$  hours was observed in these patients following a single 25 mg dose. After 6 months of twice weekly 25 mg doses in these same RA patients, the mean C<sub>max</sub> was  $2.4 \pm 1.0$  mcg/mL (N = 23). Patients exhibited a two- to seven-fold increase in peak serum concentrations and approximately four-fold increase in AUC<sub>0-72 hr</sub> (range 1 to 17 fold) with repeated dosing. Serum concentrations in patients with RA have not been measured for periods of dosing that exceed 6 months.

Pharmacokinetic parameters were not different between men and women and did not vary with age in adult patients. No formal pharmacokinetic studies have been conducted to examine the effects of renal or hepatic impairment on ENBREL® disposition or potential interactions with methotrexate.

Patients with JRA (ages 4 to 17 years) were administered 0.4 mg/kg of ENBREL® twice weekly for up to 18 weeks. The mean serum concentration after repeated SC dosing was 2.1 mcg/mL, with a range of 0.7 to 4.3 mcg/mL. Limited data suggests that the clearance of ENBREL® is reduced slightly in children ages 4 to 8 years. The pharmacokinetics of ENBREL® in children < 4 years of age have not been studied.

## CLINICAL STUDIES

### Adult Rheumatoid Arthritis

The safety and efficacy of ENBREL® were assessed in three randomized, double-blind, controlled studies. Study I evaluated 234 patients with active RA who were  $\geq 18$  years old, had failed therapy with at least one but no more than four disease-modifying antirheumatic drugs (DMARDs; e.g., hydroxychloroquine, oral or injectable gold, methotrexate [MTX], azathioprine, D-penicillamine, sulfasalazine), and had  $\geq 12$  tender joints,  $\geq 10$  swollen joints, and either ESR  $\geq 28$  mm/hr, CRP  $> 2.0$  mg/dL, or morning stiffness for  $\geq 45$  minutes. Doses of 10 mg or 25 mg ENBREL® or placebo were

administered SC twice a week for 6 consecutive months. Results from patients receiving 25 mg are presented in Table 1.

Study II evaluated 89 patients and had similar inclusion criteria to Study I except that subjects in Study II had additionally received MTX for at least 6 months with a stable dose (12.5 to 25 mg/week) for at least 4 weeks and they had at least 6 tender or painful joints. Subjects in Study II received a dose of 25 mg ENBREL® or placebo SC twice a week for 6 months in addition to their stable MTX dose.

Study III compared the efficacy of ENBREL® to MTX in patients with active RA. This study evaluated 632 patients who were  $\geq 18$  years old with early ( $\leq 3$  years disease duration) active RA; had never received treatment with MTX; and had  $\geq 12$  tender joints,  $\geq 10$  swollen joints, and either ESR  $\geq 28$  mm/hr, CRP  $> 2.0$  mg/dL, or morning stiffness for  $\geq 45$  minutes. Doses of 10 mg or 25 mg ENBREL® were administered SC twice a week for 12 consecutive months. The study was unblinded after all patients had completed at least 12 months (and a median of 17.3 months) of therapy. The majority of patients remained in the study on the treatment to which they were randomized through 2 years, after which they entered an extension study and received open-label 25 mg ENBREL®. Results from patients receiving 25 mg are presented in Table 1. MTX tablets (escalated from 7.5 mg/week to a maximum of 20 mg/week over the first 8 weeks of the trial) or placebo tablets were given once a week on the same day as the injection of placebo or ENBREL® doses, respectively.

The results of all three trials were expressed in percentage of patients with improvement in RA using American College of Rheumatology (ACR) response criteria.<sup>10</sup>

### **Clinical Response**

The percent of ENBREL®-treated patients achieving ACR 20, 50, and 70 responses was consistent across all three trials. The results of the three trials are summarized in Table 1.

**Table 1**  
**ACR Responses in Placebo- and Active-Controlled Trials**  
**(Percent of Patients)**

Response	Placebo Controlled				Active Controlled	
	Study I		Study II		Study III	
	Placebo	ENBREL <sup>®a</sup>	MTX/ Placebo	MTX/ ENBREL <sup>®a</sup>	MTX	ENBREL <sup>®a</sup>
	N = 80	N = 78	N = 30	N = 59	N = 217	N = 207
<b>ACR 20</b>						
Month 3	23%	62% <sup>b</sup>	33%	66% <sup>b</sup>	56%	62%
Month 6	11%	59% <sup>b</sup>	27%	71% <sup>b</sup>	58%	65%
Month 12	NA	NA	NA	NA	65%	72%
<b>ACR 50</b>						
Month 3	8%	41% <sup>b</sup>	0%	42% <sup>b</sup>	24%	29%
Month 6	5%	40% <sup>b</sup>	3%	39% <sup>b</sup>	32%	40%
Month 12	NA	NA	NA	NA	43%	49%
<b>ACR 70</b>						
Month 3	4%	15% <sup>b</sup>	0%	15% <sup>b</sup>	7%	13% <sup>c</sup>
Month 6	1%	15% <sup>b</sup>	0%	15% <sup>b</sup>	14%	21% <sup>c</sup>
Month 12	NA	NA	NA	NA	22%	25%

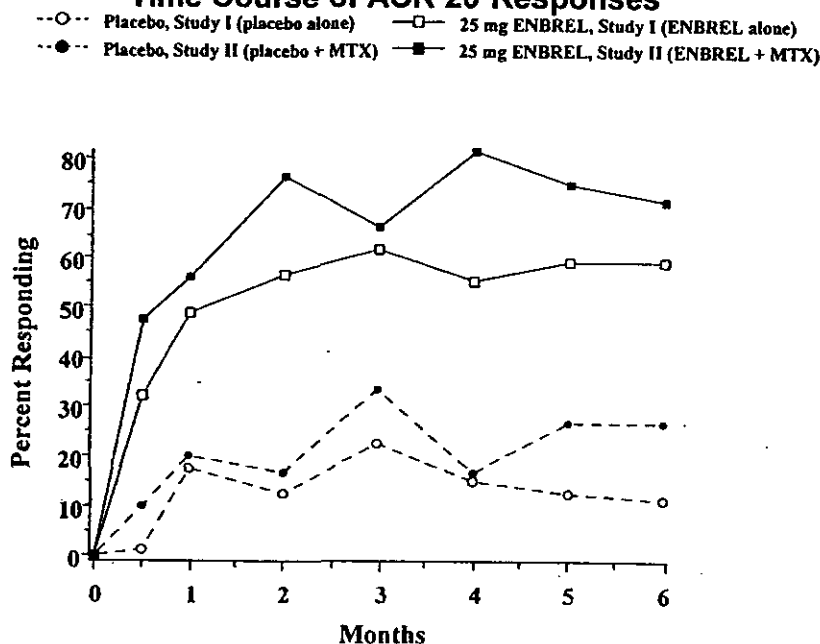
<sup>a</sup> 25 mg ENBREL<sup>®</sup> SC twice weekly.

<sup>b</sup> p < 0.01, ENBREL<sup>®</sup> vs. placebo.

<sup>c</sup> p < 0.05, ENBREL<sup>®</sup> vs. MTX.

The time course for ACR 20 response rates for patients receiving placebo or 25 mg ENBREL<sup>®</sup> in Studies I and II is summarized in Figure 1. The time course of responses to ENBREL<sup>®</sup> in Study III was similar.

**Figure 1**  
**Time Course of ACR 20 Responses**



Among patients receiving ENBREL®, the clinical responses generally appeared within 1 to 2 weeks after initiation of therapy and nearly always occurred by 3 months. A dose response was seen in Studies I and III: 25 mg ENBREL® was more effective than 10 mg (10 mg was not evaluated in Study II). ENBREL® was significantly better than placebo in all components of the ACR criteria as well as other measures of RA disease activity not included in the ACR response criteria, such as morning stiffness.

In Study III, ACR response rates and improvement in all the individual ACR response criteria were maintained through 24 months of ENBREL® therapy. Over the 2-year study, 23% of ENBREL® patients achieved a major clinical response, defined as maintenance of an ACR 70 response over a 6-month period.

The results of the components of the ACR response criteria for Study I are shown in Table 2. Similar results were observed for ENBREL®-treated patients in Studies II and III.

**Table 2**  
**Components of ACR Response in Study I**

Parameter (median)	Placebo N = 80		ENBREL® <sup>a</sup> N = 78	
	Baseline	3 Months	Baseline	3 Months <sup>*</sup>
Number of tender joints <sup>b</sup>	34.0	29.5	31.2	10.0 <sup>f</sup>
Number of swollen joints <sup>c</sup>	24.0	22.0	23.5	12.6 <sup>f</sup>
Physician global assessment <sup>d</sup>	7.0	6.5	7.0	3.0 <sup>f</sup>
Patient global assessment <sup>d</sup>	7.0	7.0	7.0	3.0 <sup>f</sup>
Pain <sup>d</sup>	6.9	6.6	6.9	2.4 <sup>f</sup>
Disability index <sup>e</sup>	1.7	1.8	1.6	1.0 <sup>f</sup>
ESR (mm/hr)	31.0	32.0	28.0	15.5 <sup>f</sup>
CRP (mg/dL)	2.8	3.9	3.5	0.9 <sup>f</sup>

<sup>\*</sup> Results at 6 months showed similar improvement.

<sup>a</sup> 25 mg ENBREL® SC twice weekly.

<sup>b</sup> Scale 0-71.

<sup>c</sup> Scale 0-68.

<sup>d</sup> Visual analog scale; 0 = best, 10 = worst.

<sup>e</sup> Health Assessment Questionnaire<sup>11</sup>; 0 = best, 3 = worst; includes eight categories: dressing and grooming, arising, eating, walking, hygiene, reach, grip, and activities.

<sup>f</sup> p < 0.01, ENBREL® vs. placebo, based on mean percent change from baseline.

After discontinuation of ENBREL®, symptoms of arthritis generally returned within a month. Reintroduction of treatment with ENBREL® after discontinuations of up to 18 months resulted in the same magnitudes of response as patients who received ENBREL® without interruption of therapy based on results of open-label studies.

Continued durable responses have been seen for up to 36 months in open-label extension treatment trials when patients received ENBREL® without interruption. Some patients receiving ENBREL® for up to 3 years have been able to dose reduce and even discontinue concomitant steroids and/or methotrexate while maintaining a clinical response.

A Health Assessment Questionnaire (HAQ),<sup>11</sup> which included disability, vitality, mental health, general health status, and arthritis-associated health status subdomains, was administered every 3 months during Studies I and III. All subdomains of the HAQ were improved in patients treated with ENBREL®.

In Study III, health outcome measures were assessed by the SF-36 questionnaire. The eight subscales of the SF-36 were combined into two summary scales, the physical component summary (PCS) and the mental component summary (MCS).<sup>12</sup> At 12 months, patients treated with 25 mg ENBREL® showed significantly more improvement in the PCS compared to the 10 mg ENBREL® group, but not in the MCS. Improvement in the PCS was maintained over the 24 months of ENBREL® therapy.

A 24-week study was conducted in 242 patients with active RA on background methotrexate who were randomized to receive either ENBREL<sup>®</sup> alone or the combination of ENBREL<sup>®</sup> and anakinra. The ACR<sub>50</sub> response rate was 31% for patients treated with the combination of ENBREL<sup>®</sup> and anakinra and 41% for patients treated with ENBREL<sup>®</sup> alone, indicating no added clinical benefit of the combination over ENBREL<sup>®</sup> alone. Serious infections were increased with the combination compared to ENBREL<sup>®</sup> alone (see WARNINGS).

### Physical Function Response

In Studies I, II, and III, physical function and disability were assessed using the HAQ.<sup>11</sup> Additionally, in Study III, patients were administered the SF-36<sup>12</sup> Health Survey. In Studies I and II, patients treated with 25 mg ENBREL<sup>®</sup> twice weekly showed greater improvement from baseline in the HAQ score beginning in month 1 through month 6 in comparison to placebo ( $p < 0.001$ ) for the HAQ disability domain (where 0 = none and 3 = severe). In Study I, the mean improvement in the HAQ score from baseline to month 6 was 0.6 (from 1.6 to 1.0) for the 25 mg ENBREL<sup>®</sup> group and 0 (from 1.7 to 1.7) for the placebo group. In Study II, the mean improvement from baseline to month 6 was 0.6 (from 1.5 to 0.9) for the ENBREL<sup>®</sup>/MTX group and 0.2 (from 1.3 to 1.2) for the placebo/MTX group. In Study III, the mean improvement in the HAQ score from baseline to month 6 was 0.7 (from 1.5 to 0.7) for 25 mg ENBREL<sup>®</sup> twice weekly.

In Study III, patients treated with 25 mg ENBREL<sup>®</sup> twice weekly showed greater improvement from baseline in SF-36 physical component summary score compared to ENBREL<sup>®</sup> 10 mg twice weekly and no worsening in the SF-36 mental component summary score. In open-label ENBREL<sup>®</sup> studies, improvements in physical function and disability measures have been maintained for up to 4 years.

### Radiographic Response

In Study III, structural joint damage was assessed radiographically and expressed as change in total Sharp score (TSS) and its components, the erosion score and joint space narrowing (JSN) score. Radiographs of hands/wrists and forefeet were obtained at baseline, 6 months, 12 months, and 24 months and scored by readers who were unaware of treatment group. The results are shown in Table 3. A significant difference for change in erosion score was observed at 6 months and maintained at 12 months.



**Table 3**  
**Mean Radiographic Change Over 6 and 12 Months in Study III**

		MTX	25 mg ENBREL®	MTX-ENBREL® (95% Confidence Interval*)	P-value
12 Months	Total Sharp score	1.59	1.00	0.59 (-0.12, 1.30)	0.110
	Erosion score	1.03	0.47	0.56 (0.11, 1.00)	0.002
	JSN score	0.56	0.52	0.04 (-0.39, 0.46)	0.529
6 Months	Total Sharp score	1.06	0.57	0.49 (0.06, 0.91)	0.001
	Erosion score	0.68	0.30	0.38 (0.09, 0.66)	0.001
	JSN score	0.38	0.27	0.11 (-0.14, 0.35)	0.585

\* 95% confidence intervals for the differences in change scores between MTX and ENBREL®

Patients continued on the therapy to which they were randomized for the second year of Study III. Seventy-two percent of patients had x-rays obtained at 24 months. Compared to the patients in the MTX group, greater inhibition of progression in TSS and erosion score was seen in the 25 mg ENBREL® group, and in addition, less progression was noted in the JSN score.

In the open-label extension of Study III, 69% of the original patients treated with 25 mg ENBREL® have been evaluated radiographically at 3 years. Patients had continued inhibition of structural damage, as measured by the TSS, and 58% of them had no progression of structural damage. Patients originally treated with MTX had further reduction in radiographic progression once they began treatment with ENBREL®.

### **Polyarticular-Course Juvenile Rheumatoid Arthritis (JRA)**

The safety and efficacy of ENBREL® were assessed in a two-part study in 69 children with polyarticular-course JRA who had a variety of JRA onset types. Patients ages 4 to 17 years with moderately to severely active polyarticular-course JRA refractory to or intolerant of methotrexate were enrolled; patients remained on a stable dose of a single nonsteroidal anti-inflammatory drug and/or prednisone ( $\leq 0.2$  mg/kg/day or 10 mg maximum). In part 1, all patients received 0.4 mg/kg (maximum 25 mg per dose) ENBREL® SC twice weekly. In part 2, patients with a clinical response at day 90 were randomized to remain on ENBREL® or receive placebo for four months and assessed for disease flare. Responses were measured using the JRA Definition of Improvement (DOI),<sup>13</sup> defined as  $\geq 30\%$  improvement in at least three of six and  $\geq 30\%$  worsening in no more than one of the six JRA core set criteria, including active joint count, limitation of motion, physician and patient/parent global assessments, functional assessment, and ESR. Disease flare was defined as a  $\geq 30\%$  worsening in three of the six JRA core set criteria and  $\geq 30\%$  improvement in not more than one of the six JRA core set criteria and a minimum of two active joints.

In part 1 of the study, 51 of 69 (74%) patients demonstrated a clinical response and entered part 2.<sup>14</sup> In part 2, 6 of 25 (24%) patients remaining on ENBREL® experienced a

disease flare compared to 20 of 26 (77%) patients receiving placebo ( $p = 0.007$ ). From the start of part 2, the median time to flare was  $\geq 116$  days for patients who received ENBREL® and 28 days for patients who received placebo. Each component of the JRA core set criteria worsened in the arm that received placebo and remained stable or improved in the arm that continued on ENBREL®. The data suggested the possibility of a higher flare rate among those patients with a higher baseline ESR. Of patients who demonstrated a clinical response at 90 days and entered part 2 of the study, some of the patients remaining on ENBREL® continued to improve from month 3 through month 7, while those who received placebo did not improve.

The majority of JRA patients who developed a disease flare in part 2 and reintroduced ENBREL® treatment up to 4 months after discontinuation re-responded to ENBREL® therapy in open-label studies. Most of the responding patients who continued ENBREL® therapy without interruption have maintained responses for up to 18 months.

Studies have not been done in patients with polyarticular-course JRA to assess the effects of continued ENBREL® therapy in patients who do not respond within 3 months of initiating ENBREL® therapy, or to assess the combination of ENBREL® with methotrexate.

### **Psoriatic Arthritis**

The safety and efficacy of ENBREL® were assessed in a randomized, double-blind, placebo-controlled study in 205 patients with psoriatic arthritis. Patients were between 18 and 70 years of age and had active psoriatic arthritis ( $\geq 3$  swollen joints and  $\geq 3$  tender joints) in one or more of the following forms: (1) distal interphalangeal (DIP) involvement ( $N = 104$ ); (2) polyarticular arthritis (absence of rheumatoid nodules and presence of psoriasis;  $N = 173$ ); (3) arthritis mutilans ( $N = 3$ ); (4) asymmetric psoriatic arthritis ( $N = 81$ ); or (5) ankylosing spondylitis-like ( $N = 7$ ). Patients also had plaque psoriasis with a qualifying target lesion  $\geq 2$  cm in diameter. Patients currently on MTX therapy (stable for  $\geq 2$  months) could continue at a stable dose of  $\leq 25$  mg/week MTX. Doses of 25 mg ENBREL® or placebo were administered SC twice a week for 6 months.

Compared to placebo, treatment with ENBREL® resulted in significant improvements in measures of disease activity (Table 4).

**Table 4**  
**Components of Disease Activity in Psoriatic Arthritis**

Parameter (median)	Placebo N = 104		ENBREL® <sup>a</sup> N = 101	
	Baseline	6 Months	Baseline	6 Months
Number of tender joints <sup>b</sup>	17.0	13.0	18.0	5.0
Number of swollen joints <sup>c</sup>	12.5	9.5	13.0	5.0
Physician global assessment <sup>d</sup>	3.0	3.0	3.0	1.0
Patient global assessment <sup>d</sup>	3.0	3.0	3.0	1.0
Morning stiffness (minutes)	60	60	60	15
Pain <sup>d</sup>	3.0	3.0	3.0	1.0
Disability index <sup>e</sup>	1.0	0.9	1.1	0.3
CRP (mg/dL) <sup>f</sup>	1.1	1.1	1.6	0.2

- <sup>a</sup> p < 0.001 for all comparisons between ENBREL® and placebo at 6 months.
- <sup>b</sup> Scale 0-78.
- <sup>c</sup> Scale 0-76.
- <sup>d</sup> Likert scale; 0 = best, 5 = worst.
- <sup>e</sup> Health Assessment Questionnaire<sup>11</sup>; 0 = best, 3 = worst; includes eight categories: dressing and grooming, arising, eating, walking, hygiene, reach, grip, and activities.
- <sup>f</sup> Normal range: 0 - 0.79 mg/dL

Among patients with psoriatic arthritis who received ENBREL®, the clinical responses were apparent at the time of the first visit (4 weeks) and were maintained through 6 months of therapy. Responses were similar in patients who were or were not receiving concomitant methotrexate therapy at baseline. At 6 months, the ACR 20/50/70 responses were achieved by 50%, 37%, and 9%, respectively, of patients receiving ENBREL®, compared to 13%, 4%, and 1%, respectively, of patients receiving placebo. Similar responses were seen in patients with each of the subtypes of psoriatic arthritis, although few patients were enrolled with the arthritis mutilans and ankylosing spondylitis-like subtypes. The results of this study were similar to those seen in an earlier single-center, randomized, placebo-controlled study of 60 patients with psoriatic arthritis.<sup>15</sup>

The skin lesions of psoriasis were also improved with ENBREL®, relative to placebo, as measured by percentages of patients achieving improvements in the psoriasis area and severity index (PASI).<sup>16</sup> Responses increased over time, and at 6 months, the proportions of patients achieving a 50% or 75% improvement in the PASI were 47% and 23%, respectively, in the ENBREL® group (N = 66), compared to 18% and 3%, respectively, in the placebo group (N = 62). Responses were similar in patients who were or were not receiving concomitant methotrexate therapy at baseline.

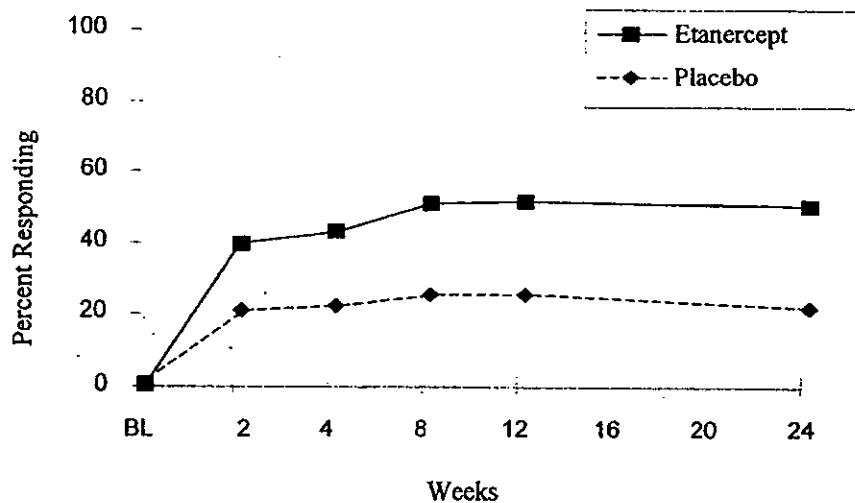
### **Ankylosing Spondylitis**

The safety and efficacy of ENBREL® were assessed in a randomized, double-blind, placebo-controlled study in 277 patients with active ankylosing spondylitis. Patients were

between 18 and 70 years of age and had ankylosing spondylitis as defined by the modified New York Criteria for Ankylosing Spondylitis.<sup>17</sup> Patients were to have evidence of active disease based on values of  $\geq 30$  on a 0-100 unit Visual Analog Scale (VAS) for the average of morning stiffness duration and intensity, and 2 of the following 3 other parameters: a) patient global assessment, b) average of nocturnal and total back pain, and c) the average score on the Bath Ankylosing Spondylitis Functional Index (BASFI). Patients with complete ankylosis of the spine were excluded from study participation. Patients taking hydroxychloroquine, sulfasalazine, methotrexate or prednisone ( $\leq 10$  mg/day) could continue these drugs at stable doses for the duration of the study. Doses of 25 mg ENBREL® or placebo were administered SC twice a week for 6 months.

The primary measure of efficacy was a 20% improvement in the Assessment in Ankylosing Spondylitis (ASAS) response criteria.<sup>18</sup> Compared to placebo, treatment with ENBREL® resulted in improvements in the ASAS and other measures of disease activity (Figure 2 and Table 5).

Figure 2: ASAS 20 Responses in Ankylosing Spondylitis



At 12 weeks, the ASAS 20/50/70 responses were achieved by 60%, 45%, and 29%, respectively, of patients receiving ENBREL®, compared to 27%, 13%, and 7%, respectively, of patients receiving placebo ( $p \leq 0.0001$ , ENBREL® vs. placebo). Similar responses were seen at week 24. Responses were similar between those patients receiving concomitant therapies at baseline and those who were not. The results of this study were similar to those seen in a single-center, randomized, placebo-controlled study of 40 patients and a multi-center, randomized, placebo-controlled study of 84 patients with ankylosing spondylitis.

**Table 5**  
**Components of Ankylosing Spondylitis Disease Activity**

Mean values at time points	Placebo N = 139		ENBREL® N = 138	
	Baseline	6 Months	Baseline	6 Months
<b>ASAS response criteria</b>				
Patient global assessment <sup>b</sup>	63	56	63	36
Back pain <sup>c</sup>	62	56	60	34
BASFI <sup>d</sup>	56	55	52	36
Inflammation <sup>e</sup>	64	57	61	33
<b>Acute phase reactants</b>				
CRP (mg/dL) <sup>f</sup>	2.0	1.9	1.9	0.6
<b>Spinal mobility (cm):</b>				
Modified Schober's test	3.0	2.9	3.1	3.3
Chest expansion	3.2	3.0	3.3	3.9
Occiput-to-wall measurement	5.3	6.0	5.6	4.5

- <sup>a</sup> p < 0.0015 for all comparisons between ENBREL® and placebo at 6 months. P-values for continuous endpoints were based on percent change from baseline.
- <sup>b</sup> Measured on a Visual Analog Scale (VAS) scale with 0 = "none" and 100 = "severe."
- <sup>c</sup> Average of total nocturnal and back pain scores, measured on a VAS scale with 0 = "no pain" and 100 = "most severe pain."
- <sup>d</sup> Bath Ankylosing Spondylitis Functional Index (BASFI), average of 10 questions.
- <sup>e</sup> Inflammation represented by the average of the last 2 questions on the 6-question Bath Ankylosing Spondylitis Disease Activity Index (BASDAI).
- <sup>f</sup> C-reactive protein (CRP) normal range: 0 - 1.0 mg/dL.

## INDICATIONS AND USAGE

ENBREL® is indicated for reducing signs and symptoms, inhibiting the progression of structural damage, and improving physical function in patients with moderately to severely active rheumatoid arthritis. ENBREL® can be used in combination with methotrexate in patients who do not respond adequately to methotrexate alone.

ENBREL® is indicated for reducing signs and symptoms of moderately to severely active polyarticular-course juvenile rheumatoid arthritis in patients who have had an inadequate response to one or more DMARDs.

ENBREL® is indicated for reducing signs and symptoms of active arthritis in patients with psoriatic arthritis. ENBREL® can be used in combination with methotrexate in patients who do not respond adequately to methotrexate alone.

ENBREL® is indicated for reducing signs and symptoms in patients with active ankylosing spondylitis.

## CONTRAINDICATIONS

ENBREL® should not be administered to patients with sepsis or with known hypersensitivity to ENBREL® or any of its components.

## WARNINGS

### INFECTIONS

IN POST-MARKETING REPORTS, SERIOUS INFECTIONS AND SEPSIS, INCLUDING FATALITIES, HAVE BEEN REPORTED WITH THE USE OF ENBREL®. MANY OF THE SERIOUS INFECTIONS HAVE OCCURRED IN PATIENTS ON CONCOMITANT IMMUNOSUPPRESSIVE THERAPY THAT, IN ADDITION TO THEIR UNDERLYING DISEASE, COULD PREDISPOSE THEM TO INFECTIONS. RARE CASES OF TUBERCULOSIS (TB) HAVE BEEN OBSERVED IN PATIENTS TREATED WITH TNF ANTAGONISTS, INCLUDING ENBREL®. PATIENTS WHO DEVELOP A NEW INFECTION WHILE UNDERGOING TREATMENT WITH ENBREL® SHOULD BE MONITORED CLOSELY. ADMINISTRATION OF ENBREL® SHOULD BE DISCONTINUED IF A PATIENT DEVELOPS A SERIOUS INFECTION OR SEPSIS. TREATMENT WITH ENBREL® SHOULD NOT BE INITIATED IN PATIENTS WITH ACTIVE INFECTIONS INCLUDING CHRONIC OR LOCALIZED INFECTIONS. PHYSICIANS SHOULD EXERCISE CAUTION WHEN CONSIDERING THE USE OF ENBREL® IN PATIENTS WITH A HISTORY OF RECURRING INFECTIONS OR WITH UNDERLYING CONDITIONS WHICH MAY PREDISPOSE PATIENTS TO INFECTIONS, SUCH AS ADVANCED OR POORLY CONTROLLED DIABETES (see PRECAUTIONS and ADVERSE REACTIONS: Infections).

IN A 24-WEEK STUDY OF CONCURRENT ENBREL® AND ANAKINRA THERAPY, THE RATE OF SERIOUS INFECTIONS IN THE COMBINATION ARM (7%) WAS HIGHER THAN WITH ENBREL® ALONE (0%). THE COMBINATION OF ENBREL® AND ANAKINRA DID NOT RESULT IN HIGHER ACR RESPONSE RATES COMPARED TO ENBREL® ALONE (see CLINICAL STUDIES: Clinical Response and ADVERSE REACTIONS: Infections).

### Neurologic Events

Treatment with ENBREL® and other agents that inhibit TNF have been associated with rare cases of new onset or exacerbation of central nervous system demyelinating disorders, some presenting with mental status changes and some associated with permanent disability. Cases of transverse myelitis, optic neuritis, multiple sclerosis, and new onset or exacerbation of seizure disorders have been observed in association with ENBREL® therapy. The causal relationship to ENBREL® therapy remains unclear.

While no clinical trials have been performed evaluating ENBREL® therapy in patients with multiple sclerosis, other TNF antagonists administered to patients with multiple sclerosis have been associated with increases in disease activity.<sup>19,20</sup> Prescribers should exercise caution in considering the use of ENBREL® in patients with preexisting or recent-onset central nervous system demyelinating disorders (see **ADVERSE REACTIONS**).

### **Hematologic Events**

Rare reports of pancytopenia including aplastic anemia, some with a fatal outcome, have been reported in patients treated with ENBREL®. The causal relationship to ENBREL® therapy remains unclear. Although no high risk group has been identified, caution should be exercised in patients being treated with ENBREL® who have a previous history of significant hematologic abnormalities. All patients should be advised to seek immediate medical attention if they develop signs and symptoms suggestive of blood dyscrasias or infection (e.g., persistent fever, bruising, bleeding, pallor) while on ENBREL®. Discontinuation of ENBREL® therapy should be considered in patients with confirmed significant hematologic abnormalities.

Two percent of patients treated concurrently with ENBREL® and anakinra developed neutropenia ( $ANC < 1 \times 10^9/L$ ). While neutropenic, one patient developed cellulitis which recovered with antibiotic therapy.

### **PRECAUTIONS**

#### **General**

Allergic reactions associated with administration of ENBREL® during clinical trials have been reported in < 2% of patients. If an anaphylactic reaction or other serious allergic reaction occurs, administration of ENBREL® should be discontinued immediately and appropriate therapy initiated.

#### **Information for Patients**

If a patient or caregiver is to administer ENBREL®, the patient or caregiver should be instructed in injection techniques and how to measure the correct dose to help ensure the proper administration of ENBREL® (see the ENBREL® (etanercept) "Patient Information" insert). The first injection should be performed under the supervision of a qualified health care professional. The patient's or caregiver's ability to inject subcutaneously should be assessed. Patients and caregivers should be instructed in the technique as well as proper syringe and needle disposal, and be cautioned against reuse of needles and syringes. A puncture-resistant container for disposal of needles and syringes should be used. If the product is intended for multiple use, additional syringes, needles, and alcohol swabs will be required.

### Patients with Heart Failure

Two large clinical trials evaluating the use of ENBREL® in the treatment of heart failure were terminated early due to lack of efficacy. Results of one study suggested higher mortality in patients treated with ENBREL® compared to placebo. Results of the second study did not corroborate these observations. Analyses did not identify specific factors associated with increased risk of adverse outcomes in heart failure patients treated with ENBREL® (see **ADVERSE REACTIONS: Patients with Heart Failure**). There have been post-marketing reports of worsening of congestive heart failure (CHF), with and without identifiable precipitating factors, in patients taking ENBREL®. There have also been rare reports of new onset CHF, including CHF in patients without known pre-existing cardiovascular disease. Some of these patients have been under 50 years of age. Physicians should exercise caution when using ENBREL® in patients who also have heart failure, and monitor patients carefully.

### Immunosuppression

Anti-TNF therapies, including ENBREL®, affect host defenses against infections and malignancies since TNF mediates inflammation and modulates cellular immune responses. In a study of 49 patients with RA treated with ENBREL®, there was no evidence of depression of delayed-type hypersensitivity, depression of immunoglobulin levels, or change in enumeration of effector cell populations. The impact of treatment with ENBREL® on the development and course of malignancies, as well as active and/or chronic infections, is not fully understood (see **WARNINGS, ADVERSE REACTIONS: Infections, and Malignancies**). The safety and efficacy of ENBREL® in patients with immunosuppression or chronic infections have not been evaluated.

### Immunizations

Most psoriatic arthritis patients receiving ENBREL® were able to mount effective B-cell immune responses to pneumococcal polysaccharide vaccine, but titers in aggregate were moderately lower and fewer patients had two-fold rises in titers compared to patients not receiving ENBREL®. The clinical significance of this is unknown. Patients receiving ENBREL® may receive concurrent vaccinations, except for live vaccines. No data are available on the secondary transmission of infection by live vaccines in patients receiving ENBREL® (see **PRECAUTIONS: Immunosuppression**).

It is recommended that JRA patients, if possible, be brought up to date with all immunizations in agreement with current immunization guidelines prior to initiating ENBREL® therapy. Patients with a significant exposure to varicella virus should temporarily discontinue ENBREL® therapy and be considered for prophylactic treatment with Varicella Zoster Immune Globulin.



### **Autoimmunity**

Treatment with ENBREL<sup>®</sup> may result in the formation of autoantibodies (see **ADVERSE REACTIONS: Autoantibodies**) and, rarely, in the development of a lupus-like syndrome (see **ADVERSE REACTIONS: Adverse Reaction Information from Spontaneous Reports**) which may resolve following withdrawal of ENBREL<sup>®</sup>. If a patient develops symptoms and findings suggestive of a lupus-like syndrome following treatment with ENBREL<sup>®</sup>, treatment should be discontinued and the patient should be carefully evaluated.

### **Drug Interactions**

Specific drug interaction studies have not been conducted with ENBREL<sup>®</sup>. However, in a study in which patients with active RA were treated for up to 24 weeks with concurrent ENBREL<sup>®</sup> and anakinra therapy, a 7% rate of serious infections was observed, which was higher than that observed with ENBREL<sup>®</sup> alone (0%) (see also **WARNINGS**). Two percent of patients treated concurrently with ENBREL<sup>®</sup> and anakinra developed neutropenia ( $ANC < 1 \times 10^9/L$ ).

### **Carcinogenesis, Mutagenesis, and Impairment of Fertility**

Long-term animal studies have not been conducted to evaluate the carcinogenic potential of ENBREL<sup>®</sup> or its effect on fertility. Mutagenesis studies were conducted in vitro and in vivo, and no evidence of mutagenic activity was observed.

### **Pregnancy (Category B)**

Developmental toxicity studies have been performed in rats and rabbits at doses ranging from 60- to 100-fold higher than the human dose and have revealed no evidence of harm to the fetus due to ENBREL<sup>®</sup>. There are, however, no studies in pregnant women. Because animal reproduction studies are not always predictive of human response, this drug should be used during pregnancy only if clearly needed.

### **Nursing Mothers**

It is not known whether ENBREL<sup>®</sup> is excreted in human milk or absorbed systemically after ingestion. Because many drugs and immunoglobulins are excreted in human milk, and because of the potential for serious adverse reactions in nursing infants from ENBREL<sup>®</sup>, a decision should be made whether to discontinue nursing or to discontinue the drug.

### **Geriatric Use**

A total of 197 RA patients ages 65 years or older have been studied in clinical trials. No overall differences in safety or effectiveness were observed between these patients and

younger patients. Because there is a higher incidence of infections in the elderly population in general, caution should be used in treating the elderly.

### **Pediatric Use**

ENBREL<sup>®</sup> is indicated for treatment of polyarticular-course juvenile rheumatoid arthritis in patients who have had an inadequate response to one or more DMARDs. For issues relevant to pediatric patients, in addition to other sections of the label, see also **WARNINGS; PRECAUTIONS: Immunizations; and ADVERSE REACTIONS: Adverse Reactions in Patients with JRA.** ENBREL<sup>®</sup> has not been studied in children < 4 years of age.

### **ADVERSE REACTIONS**

#### **Adverse Reactions in Adult Patients with RA, Psoriatic Arthritis, or Ankylosing Spondylitis**

ENBREL<sup>®</sup> has been studied in 1440 patients with RA, followed for up to 57 months, in 157 patients with psoriatic arthritis for 6 months, and in 222 patients with ankylosing spondylitis for up to 10 months. In controlled trials, the proportion of ENBREL<sup>®</sup>-treated patients who discontinued treatment due to adverse events was approximately 4% in the indications studied. The vast majority of these patients were treated with the recommended dose of 25 mg SC twice weekly.

#### **Injection Site Reactions**

In controlled trials, approximately 37% of patients treated with ENBREL<sup>®</sup> developed injection site reactions. All injection site reactions were described as mild to moderate (erythema and/or itching, pain, or swelling) and generally did not necessitate drug discontinuation. Injection site reactions generally occurred in the first month and subsequently decreased in frequency. The mean duration of injection site reactions was 3 to 5 days. Seven percent of patients experienced redness at a previous injection site when subsequent injections were given. In post-marketing experience, injection site bleeding and bruising have also been observed in conjunction with ENBREL<sup>®</sup> therapy.

#### **Infections**

In controlled trials, there were no differences in rates of infection among RA, psoriatic arthritis, and ankylosing spondylitis patients treated with ENBREL<sup>®</sup> and those treated with placebo or MTX. The most common type of infection was upper respiratory infection, which occurred at a rate of approximately 20% among both ENBREL<sup>®</sup>- and placebo-treated patients.

In placebo-controlled trials in RA, psoriatic arthritis, and ankylosing spondylitis no increase in the incidence of serious infections was observed (approximately 1% in both placebo- and ENBREL<sup>®</sup>-treated groups). In all clinical trials in RA, serious infections

experienced by patients have included: pyelonephritis, bronchitis, septic arthritis, abdominal abscess, cellulitis, osteomyelitis, wound infection, pneumonia, foot abscess, leg ulcer, diarrhea, sinusitis, and sepsis. The rate of serious infections has not increased in open-label extension trials and is similar to that observed in ENBREL®- and placebo-treated patients from controlled trials. Serious infections, including sepsis and death, have also been reported during post-marketing use of ENBREL®. Some have occurred within a few weeks after initiating treatment with ENBREL®. Many of the patients had underlying conditions (e.g., diabetes, congestive heart failure, history of active or chronic infections) in addition to their rheumatoid arthritis (see WARNINGS). Data from a sepsis clinical trial not specifically in patients with RA suggest that ENBREL® treatment may increase mortality in patients with established sepsis.<sup>21</sup>

In patients who received both ENBREL® and anakinra for up to 24 weeks, the incidence of serious infections was 7%. The most common infections consisted of bacterial pneumonia (4 cases) and cellulitis (4 cases). One patient with pulmonary fibrosis and pneumonia died due to respiratory failure.

In post-marketing experience, infections have been observed with various pathogens including viral, bacterial, fungal, and protozoal organisms. Infections have been noted in all organ systems and have been reported in patients receiving ENBREL® alone or in combination with immunosuppressive agents.

### **Malignancies**

Patients have been observed in clinical trials with ENBREL® for over 3 years. The incidence of malignancies has not increased with extended exposure to ENBREL® and is similar to that expected when projected from the National Cancer Institute's Surveillance, Epidemiology and End Results database.<sup>22</sup>

### **Immunogenicity**

Patients with RA, psoriatic arthritis, or ankylosing spondylitis were tested at multiple timepoints for antibodies to ENBREL®. Antibodies to the TNF receptor portion or other protein components of the ENBREL® drug product, all non-neutralizing, were detected at least once in sera of < 5% of adult patients with rheumatoid arthritis, psoriatic arthritis, or ankylosing spondylitis. No apparent correlation of antibody development to clinical response or adverse events was observed. Results from JRA patients were similar to those seen in adult RA patients treated with ENBREL®. The long-term immunogenicity of ENBREL® is unknown.

The data reflect the percentage of patients whose test results were considered positive for antibodies to ENBREL® in an ELISA assay, and are highly dependent on the sensitivity and specificity of the assay. Additionally, the observed incidence of antibody positivity in an assay may be influenced by several factors including sample handling, concomitant medications, and underlying disease. For these reasons, comparison of the incidence of

antibodies to ENBREL® with the incidence of antibodies to other products may be misleading.

### **Autoantibodies**

Patients had serum samples tested for autoantibodies at multiple timepoints. In Studies I and II, the percentage of patients evaluated for antinuclear antibodies (ANA) who developed new positive ANA (titer  $\geq 1:40$ ) was higher in patients treated with ENBREL® (11%) than in placebo-treated patients (5%). The percentage of patients who developed new positive anti-double-stranded DNA antibodies was also higher by radioimmunoassay (15% of patients treated with ENBREL® compared to 4% of placebo-treated patients) and by crithidia luciliae assay (3% of patients treated with ENBREL® compared to none of placebo-treated patients). The proportion of patients treated with ENBREL® who developed anticardiolipin antibodies was similarly increased compared to placebo-treated patients. In Study III, no pattern of increased autoantibody development was seen in ENBREL® patients compared to MTX patients.

The impact of long-term treatment with ENBREL® on the development of autoimmune diseases is unknown. Rare adverse event reports have described patients with rheumatoid factor positive and/or erosive RA who have developed additional autoantibodies in conjunction with rash and other features suggesting a lupus-like syndrome.

### **Other Adverse Reactions**

Table 6 summarizes events reported in at least 3% of all patients with higher incidence in patients treated with ENBREL® compared to controls in placebo-controlled RA trials (including the combination methotrexate trial) and relevant events from Study III. Adverse events in psoriatic arthritis and ankylosing spondylitis trials were similar to those reported in RA clinical trials.

**Table 6**  
**Percent of RA Patients Reporting Adverse Events**  
**in Controlled Clinical Trials\***

Event	Placebo Controlled		Active Controlled (Study III)	
	Percent of patients		Percent of patients	
	Placebo <sup>†</sup> (N = 152)	ENBREL® (N = 349)	MTX (N = 217)	ENBREL® (N = 415)
Injection site reaction	10	37	7	34
Infection (total)**	32	35	72	64
Non-upper respiratory infection (non-URI)**	32	38	60	51
Upper respiratory infection (URI)**	16	29	39	31
Headache	13	17	27	24
Nausea	10	9	29	15
Rhinitis	8	12	14	16
Dizziness	5	7	11	8
Pharyngitis	5	7	9	6
Cough	3	6	6	5
Asthenia	3	5	12	11
Abdominal pain	3	5	10	10
Rash	3	5	23	14
Peripheral edema	3	2	4	8
Respiratory disorder	1	5	NA	NA
Dyspepsia	1	4	10	11
Sinusitis	2	3	3	5
Vomiting	-	3	8	5
Mouth ulcer	1	2	14	6
Alopecia	1	1	12	6
Pneumonitis ("MTX lung")	-	-	2	0

- \* Includes data from the 6-month study in which patients received concurrent MTX therapy.
- † The duration of exposure for patients receiving placebo was less than the ENBREL®-treated patients.
- \*\* Infection (total) includes data from all three placebo-controlled trials. Non-URI and URI include data only from the two placebo-controlled trials where infections were collected separately from adverse events (placebo N = 110, ENBREL® N = 213).

In controlled trials of RA and psoriatic arthritis, rates of serious adverse events were seen at a frequency of approximately 5% among ENBREL®- and control-treated patients. Among patients with RA in placebo-controlled, active-controlled, and open-label trials of ENBREL®, malignancies (see **ADVERSE REACTIONS: Malignancies**) and infections (see **ADVERSE REACTIONS: Infections**) were the most common serious adverse events observed. Other infrequent serious adverse events observed in RA, psoriatic arthritis, and ankylosing spondylitis clinical trials are listed by body system below:

Cardiovascular:	heart failure, myocardial infarction, myocardial ischemia, hypertension, hypotension, deep vein thrombosis, thrombophlebitis
Digestive:	cholecystitis, pancreatitis, gastrointestinal hemorrhage
Musculoskeletal:	bursitis, polymyositis
Nervous:	cerebral ischemia, depression, multiple sclerosis (see <b>WARNINGS</b> )
Respiratory:	dyspnea, pulmonary embolism
Urogenital:	membranous glomerulonephropathy

In a randomized controlled trial in which 51 patients with RA received ENBREL® 50 mg twice weekly and 25 patients received ENBREL® 25 mg twice weekly, the following serious adverse events were observed in the 50 mg twice weekly arm: gastrointestinal bleeding, normal pressure hydrocephalus, seizure, and stroke. No serious adverse events were observed in the 25 mg arm.

#### **Adverse Reactions in Patients with JRA**

In general, the adverse events in pediatric patients were similar in frequency and type as those seen in adult patients (see **WARNINGS** and other sections under **ADVERSE REACTIONS**). Differences from adults and other special considerations are discussed in the following paragraphs.

Severe adverse reactions reported in 69 JRA patients ages 4 to 17 years included varicella (see also **PRECAUTIONS: Immunizations**), gastroenteritis, depression/personality disorder, cutaneous ulcer, esophagitis/gastritis, group A streptococcal septic shock, type I diabetes mellitus, and soft tissue and post-operative wound infection.

Forty-three of 69 (62%) children with JRA experienced an infection while receiving ENBREL® during three months of study (part 1 open-label), and the frequency and severity of infections was similar in 58 patients completing 12 months of open-label extension therapy. The types of infections reported in JRA patients were generally mild and consistent with those commonly seen in outpatient pediatric populations. Two JRA patients developed varicella infection and signs and symptoms of aseptic meningitis which resolved without sequelae.

The following adverse events were reported more commonly in 69 JRA patients receiving 3 months of ENBREL® compared to the 349 adult RA patients in placebo-controlled trials. These included headache (19% of patients, 1.7 events per patient-year), nausea (9%, 1.0 events per patient-year), abdominal pain (19%, 0.74 events per patient-year), and vomiting (13%, 0.74 events per patient-year).

In post-marketing experience, the following additional serious adverse events have been reported in pediatric patients: abscess with bacteremia, optic neuritis, pancytopenia, seizures, tuberculous arthritis, urinary tract infection (see **WARNINGS**), coagulopathy, cutaneous vasculitis, and transaminase elevations. The frequency of these events and their causal relationship to ENBREL® therapy are unknown.

### **Patients with Heart Failure**

Two randomized placebo-controlled studies have been performed in patients with CHF. In one study, patients received either ENBREL® 25 mg twice weekly, 25 mg three times weekly, or placebo. In a second study, patients received either ENBREL® 25 mg once weekly, 25 mg twice weekly, or placebo. Results of the first study suggested higher mortality in patients treated with ENBREL® at either schedule compared to placebo. Results of the second study did not corroborate these observations. Analyses did not identify specific factors associated with increased risk of adverse outcomes in heart failure patients treated with ENBREL® (see **PRECAUTIONS: Patients with Heart Failure**).

### **Adverse Reaction Information from Spontaneous Reports**

Adverse events have been reported during post-approval use of ENBREL®. Because these events are reported voluntarily from a population of uncertain size, it is not always possible to reliably estimate their frequency or establish a causal relationship to ENBREL® exposure.

Additional adverse events are listed by body system below:

Body as a whole:	angioedema, fatigue, fever, flu syndrome, generalized pain, weight gain
Cardiovascular:	chest pain, vasodilation (flushing), new-onset congestive heart failure (see <b>PRECAUTIONS: Patients with Heart Failure</b> )
Digestive:	altered sense of taste, anorexia, diarrhea, dry mouth, intestinal perforation
Hematologic/Lymphatic:	adenopathy, anemia, aplastic anemia, leukopenia, neutropenia, pancytopenia, thrombocytopenia (see <b>WARNINGS</b> )
Musculoskeletal:	joint pain, lupus-like syndrome with manifestations including rash consistent with subacute or discoid lupus
Nervous:	paresthesias, stroke, seizures and central nervous system events suggestive of multiple sclerosis or

---

	isolated demyelinating conditions such as transverse myelitis or optic neuritis (see <b>WARNINGS</b> )
Ocular:	dry eyes, ocular inflammation
Respiratory:	dyspnea, interstitial lung disease, pulmonary disease, worsening of prior lung disorder
Skin:	cutaneous vasculitis, pruritis, subcutaneous nodules, urticaria

## OVERDOSAGE

The maximum tolerated dose of ENBREL® has not been established in humans. Toxicology studies have been performed in monkeys at doses up to 30 times the human dose with no evidence of dose-limiting toxicities. No dose-limiting toxicities have been observed during clinical trials of ENBREL®. Single IV doses up to 60 mg/m<sup>2</sup> have been administered to healthy volunteers in an endotoxemia study without evidence of dose-limiting toxicities.

## DOSAGE AND ADMINISTRATION

### Adult Patients

The recommended dose of ENBREL® for adult patients with rheumatoid arthritis, psoriatic arthritis, or ankylosing spondylitis is 25 mg given twice weekly as a subcutaneous injection 72-96 hours apart (see **CLINICAL STUDIES**). Methotrexate, glucocorticoids, salicylates, nonsteroidal anti-inflammatory drugs (NSAIDs), or analgesics may be continued during treatment with ENBREL®. Based on a study of 50 mg ENBREL® twice weekly in patients with RA that suggested higher incidence of adverse reactions but similar ACR response rates, doses higher than 25 mg twice weekly are not recommended (see **ADVERSE REACTIONS**).

### JRA Patients

The recommended dose of ENBREL® for pediatric patients ages 4 to 17 years with active polyarticular-course JRA is 0.4 mg/kg (up to a maximum of 25 mg per dose) given twice weekly as a subcutaneous injection 72-96 hours apart. Glucocorticoids, nonsteroidal anti-inflammatory drugs (NSAIDs), or analgesics may be continued during treatment with ENBREL®. Concurrent use with methotrexate and higher doses of ENBREL® have not been studied in pediatric patients.

### Preparation of ENBREL®

ENBREL® is intended for use under the guidance and supervision of a physician. Patients may self-inject when deemed appropriate and if they receive medical follow-up,



as necessary. Patients should not self-administer until they receive proper training in how to prepare and administer the correct dose.

ENBREL® should be reconstituted aseptically with 1 mL of the supplied Sterile Bacteriostatic Water for Injection, USP (0.9% benzyl alcohol) giving a solution of 1.0 mL containing 25 mg of ENBREL®.

A vial adapter is supplied for use when reconstituting the lyophilized powder. However, the vial adapter should not be used if multiple doses are going to be withdrawn from the vial. If the vial will be used for multiple doses, a 25-gauge needle should be used for reconstituting and withdrawing ENBREL®, and the supplied "Mixing Date:" sticker should be attached to the vial and the date of reconstitution entered. Reconstitution with the supplied BWFI, using a 25-gauge needle, yields a preserved, multiple-use solution that must be used within 14 days.

If using the vial adapter, twist the vial adapter onto the diluent syringe. Then, place the vial adapter over the ENBREL® vial and insert the vial adapter into the vial stopper. Push down on the plunger to inject the diluent into the ENBREL® vial. Keeping the diluent syringe in place, gently swirl the contents of the ENBREL® vial during dissolution. To avoid excessive foaming, do not shake or vigorously agitate.

If using a 25-gauge needle to reconstitute and withdraw ENBREL®, the diluent should be injected very slowly into the ENBREL® vial. It is normal for some foaming to occur. The contents should be swirled gently during dissolution. To avoid excessive foaming, do not shake or vigorously agitate.

Generally, dissolution of ENBREL® takes less than 10 minutes. Visually inspect the solution for particulate matter and discoloration prior to administration. The solution should not be used if discolored or cloudy, or if particulate matter remains.

Withdraw the correct dose of reconstituted solution into the syringe. Some foam or bubbles may remain in the vial. Remove the syringe from the vial adapter or remove the 25-gauge needle from the syringe. Attach a 27-gauge needle to inject ENBREL®.

The contents of one vial of ENBREL® solution should not be mixed with, or transferred into, the contents of another vial of ENBREL®. No other medications should be added to solutions containing ENBREL®, and do not reconstitute ENBREL® with other diluents. Do not filter reconstituted solution during preparation or administration.

The ENBREL® (etanercept) "Patient Information" insert contains more detailed instructions on the preparation of ENBREL®. Reconstitution with the supplied BWFI, using a 25-gauge needle, yields a preserved, multiple-use solution that must be used within 14 days. Discard reconstituted solution after 14 days. **PRODUCT STABILITY AND STERILITY CANNOT BE ASSURED AFTER 14 DAYS.**

### Administration of ENBREL®

Rotate sites for injection (thigh, abdomen, or upper arm). New injections should be given at least one inch from an old site and never into areas where the skin is tender, bruised, red, or hard. See the ENBREL® (etanercept) "Patient Information" insert for detailed information on injection site selection and dose administration.

### Storage and Stability

Do not use a dose tray beyond the expiration date stamped on the carton, dose tray label, vial label, or diluent syringe label. The dose tray containing ENBREL® (sterile powder) must be refrigerated at 2°-8°C (36°-46°F). DO NOT FREEZE.

Reconstituted solutions of ENBREL® prepared with the supplied Bacteriostatic Water for Injection, USP (0.9% benzyl alcohol), using a 25-gauge needle, may be stored for up to 14 days if refrigerated at 2°-8°C (36°-46°F). Discard reconstituted solution after 14 days. **PRODUCT STABILITY AND STERILITY CANNOT BE ASSURED AFTER 14 DAYS.**

### HOW SUPPLIED

ENBREL® is supplied in a carton containing four dose trays (NDC 58406-425-34). Each dose tray contains one 25 mg vial of etanercept, one diluent syringe (1 mL Sterile Bacteriostatic Water for Injection, USP, containing 0.9% benzyl alcohol), one 27-gauge ½ inch needle, one vial adapter, one plunger, and two alcohol swabs. Each carton contains four "Mixing Date:" stickers.

### Rx Only

### REFERENCES

1. Feldmann M, Brennan FM, Maini RN. The role of cytokines in rheumatoid arthritis. *Ann Rev Immunol* 1996;14:397.
2. Grom A, Murray KF, Luyrink L, et al. Patterns of expression of tumor necrosis factor  $\alpha$ , tumor necrosis factor  $\beta$ , and their receptors in synovia of patients with juvenile rheumatoid arthritis and juvenile spondyloarthritis. *Arthritis Rheum* 1996;39:1703.
3. Saxne T, Palladino Jr MA, Heinegard D, et al. Detection of tumor necrosis factor alpha but not tumor necrosis factor beta in rheumatoid arthritis synovial fluid and serum. *Arthritis Rheum* 1988;31:1041.
4. Ritchlin C, Haas-Smith SA, Hicks D, et al. Patterns of cytokine production in psoriatic synovium. *J Rheumatol* 1998;25:1544.
5. Gratacos J, Collado A, Filella X, et al. Serum cytokines (IL-6, TNF-alpha, IL-1 beta and IFN-gamma) in ankylosing spondylitis: a close correlation between serum IL-6 and disease activity and severity. *Br J Rheumatol* 1994;33(10):927-31.

6. Braun J, Bollow M, Neure L, et al. Use of immunohistologic and in situ hybridization techniques in the examination of sacroiliac joint biopsy specimens from patients with ankylosing spondylitis. *Arthritis Rheum* 1995;38(4):499-505.
7. Smith CA, Farrah T, Goodwin RG. The TNF receptor superfamily of cellular and viral proteins: activation, costimulation, and death. *Cell* 1994;76:959.
8. Wooley PH, Dutcher J, Widmer MB, et al. Influence of a recombinant human soluble tumor necrosis factor receptor FC fusion protein on type II collagen-induced arthritis in mice. *J Immunol* 1993;151:6602.
9. Data on file, Immunex Corporation.
10. Felson DT, Anderson JJ, Boers M, et al. American College of Rheumatology preliminary definition of improvement in rheumatoid arthritis. *Arthritis Rheum* 1995;6:727.
11. Ramey DR, Fries JF, Singh G. The Health Assessment Questionnaire 1995 - Status and Review. In: Spilker B, ed. "Quality of Life and Pharmacoeconomics in Clinical Trials." 2nd ed. Philadelphia, PA. Lippincott-Raven 1996;227.
12. Ware JE Jr, Gandek, B. Overview of the SF-36 Health Survey and the International Quality of Life Assessment (IQOLA) Project. *J. Clin Epidemiol* 1998;51(11):903.
13. Giannini EH, Ruperto N, Ravelli A, et al. Preliminary definition of improvement of juvenile arthritis. *Arthritis Rheum* 1997;40(7):1202.
14. Lovell DJ, Giannini EH, Reiff A, et al. Etanercept in children with polyarticular juvenile rheumatoid arthritis. *N Engl J Med* 2000;342(11):763.
15. Mease PJ, Goffe BS, Metz J, Vanderstoep A, Finck B, Burge DJ. Etanercept in the treatment of psoriatic arthritis and psoriasis: a randomised trial. *Lancet* 2000;356:385.
16. Fredriksson T, Petersson U. Severe psoriasis-oral therapy with a new retinoid. *Dermatologica* 1978;157:238.
17. van der Linden S, Valkenburg HA, Cats A. Evaluation of diagnostic criteria for ankylosing spondylitis: a proposal for modification of the New York criteria. *Arthritis Rheum* 1984;27(4):361-8.
18. Anderson JJ, Baron G, van der Heijde D, Felson DT, Dougados M. Ankylosing spondylitis assessment group preliminary definition of short-term improvement in ankylosing spondylitis. *Arthritis Rheum* 2001;44(8):1876-86.
19. Van Oosten BW, Barkhof F, Truyen L, et al. Increased MRI activity and immune activation in two multiple sclerosis patients treated with the monoclonal anti-tumor necrosis factor antibody cA2. *Neurology* 1996;47:1531.
20. Arnason BGW, et al. (Lenercept Multiple Sclerosis Study Group). TNF neutralization in MS: Results of a randomized, placebo-controlled multicenter study. *Neurology* 1999;53:457.

21. Fisher CJ Jr, Agosti JM, Opal SM, et al. Treatment of septic shock with the tumor necrosis factor receptor: Fc fusion protein. The Soluble TNF Receptor Sepsis Study Group. N Engl J Med 1996;334(26):1697.
22. Kosary CL, Ries LAG, Miller BA, et al. 1973-1992: Tables and Graphs, National Cancer Institute. NIH Pub No. 96-2789 1995.

**AMGEN**®  
**Wyeth**®

Manufactured by:  
Immunex Corporation  
Thousand Oaks, CA 91320-1799  
U.S. License Number 1132  
Marketed by Amgen and Wyeth Pharmaceuticals

3XXXXXX  
Issue Date: XX/XX/2003

© 2003 Immunex Corporation. All rights reserved.  
Immunex U.S. Patent Numbers:  
5,395,760; 5,605,690; 5,945,397; 6,201,105; Re. 36,755



This paper can be recycled.

# ENBREL<sup>®</sup> (etanercept)

## PATIENT INFORMATION

**ENBREL<sup>®</sup>** (pronounced en-brel)

Read these instructions carefully before you start taking ENBREL<sup>®</sup>. You should read this leaflet each time you get your prescription refilled, in case something has changed. The information in this leaflet does not take the place of talking with your doctor before you start taking this medication and at check ups. Talk to your doctor if you have any questions about your treatment with ENBREL<sup>®</sup>.

### **What is ENBREL<sup>®</sup>?**

ENBREL<sup>®</sup> is a medicine for adults and children with moderate to severe forms of rheumatoid arthritis (RA) and a type of disease called psoriatic (sore-ee-ah-tick) arthritis. ENBREL<sup>®</sup> is also for adults with a type of arthritis called ankylosing spondylitis (ank-e-low-sing spond-e-lie-tis) (AS). RA, psoriatic arthritis, and AS are inflammatory diseases that affect the joints in your body. Psoriatic arthritis is usually seen in patients with psoriasis, a skin condition that can also cause thick red or silvery skin patches ("psoriatic skin lesions") that can appear anywhere on the body.

### **How does ENBREL<sup>®</sup> work?**

ENBREL<sup>®</sup> is a type of protein called a *TNF blocker* that blocks the action of a substance your body makes called TNF-alpha (tumor necrosis factor alpha). TNF-alpha is made by your body's immune system. People with immune diseases like RA and psoriatic arthritis, as well as patients with AS, have too much TNF-alpha in their bodies, which can cause inflammation and lead to painful, swollen joints and psoriatic skin lesions in psoriatic arthritis. ENBREL<sup>®</sup> can reduce the amount of TNF in the body to normal levels, helping to treat joint damage and skin lesions.

While taking ENBREL<sup>®</sup> can block the damage that too much TNF-alpha can cause, it can also lower the ability of your immune system to fight infections. So, taking ENBREL<sup>®</sup> can make you more prone to getting infections or make any infection that you may have worse.

## **What important information do I need to know about taking ENBREL®?**

All medicines have side effects. Medicines, like ENBREL®, that affect your immune system can cause serious side effects. The possible serious side effects include:

**Serious infections:** There have been rare cases where patients taking ENBREL® or other TNF-blocking agents have developed serious infections, including tuberculosis (TB) and infections caused by bacteria or fungi that have spread throughout their body (sepsis). Some patients have died from these infections. If you tend to get infections easily or if you develop an infection while taking ENBREL®, you should tell your doctor right away.

**Nervous system diseases:** There have been rare cases of disorders that affect the nervous system of people taking ENBREL® or other TNF blockers. Signs that you could be experiencing a problem affecting your nervous system include: numbness or tingling throughout your body, problems with your vision, weakness in your arms and/or legs and dizziness.

**Blood problems:** In some patients the body may fail to produce enough of the blood cells that help your body fight infections or help you to stop bleeding. If you develop a fever that doesn't go away, bruise or bleed very easily or look very pale, call your doctor right away. Your doctor may decide to stop your treatment. Some people have also had symptoms that resemble lupus (rash on your face and arms that gets worse in the sun) that may go away when you stop taking ENBREL®.

**Heart problems:** You should also tell your doctor if you have ever been treated for heart failure. If you have, your doctor may choose not to start you on ENBREL®, or may want to monitor you more closely.

**Allergic reactions:** Some patients have had allergic reactions to ENBREL®. If you develop a severe rash, swollen face or difficulty breathing while taking ENBREL®, call your doctor right away.

There have also been very rare reports of cancer (malignancies) in patients taking ENBREL®. These reports do not appear to be different for people taking ENBREL®, as for those people in the general population who are not taking ENBREL®.

**Before you start taking ENBREL® you should tell your doctor if you have or have had any of the following:**

- Any kind of infection including an infection that is in only one place in your body (such as an open cut or sore), or an infection that is in your whole body (such as the flu). Having an infection could put you at risk for serious side effects from ENBREL®. If you are unsure, please ask your doctor.
- A history of infections that keep coming back or other conditions, like diabetes, that might increase your risk of infections.

- If you have ever had tuberculosis (TB), or if you have been in close contact with someone who has had tuberculosis. If you develop any of the symptoms of tuberculosis (a dry cough that doesn't go away, weight loss, fever, night sweats) call your doctor right away. You will need to be examined for TB and have a skin test.
- If you experience any numbness or tingling or have or have ever had a disease that affects your nervous system like multiple sclerosis.
- If you have been newly diagnosed or are being treated for congestive heart failure.
- If you are scheduled to have major surgery.
- If you are scheduled to be vaccinated for anything.

If you are not sure or have any questions about any of this information, ask your doctor.

### **What are the other more common side effects with ENBREL®?**

- Reactions where the injection was given. These reactions are usually mild and included redness, rash, swelling, itching, or bruising. These usually go away within 3 to 5 days. If you have pain, redness or swelling around the injection site that doesn't go away or gets worse, call your doctor right away.
- Upper respiratory infections (sinus infections)
- Headaches

### **Who should not take ENBREL®?**

You should not take ENBREL® if you have ever had an allergic reaction to ENBREL®.

### **Can I take ENBREL® if I am pregnant or breast-feeding?**

ENBREL® has not been studied in pregnant women or nursing mothers, so we don't know what the effects are on pregnant women or nursing babies. You should tell your doctor if you are pregnant, become pregnant, or are thinking about becoming pregnant.

### **Can I take ENBREL® if I am taking other medicines for my RA, Psoriatic Arthritis, Ankylosing Spondylitis or other conditions?**

Yes, you can take other medicines if your doctor has prescribed them or has told you it is OK to take them while you are taking ENBREL®. It is important that you tell your doctor about any other medicines (for example, high blood pressure medicine) you are taking for other conditions before you start taking ENBREL®.

You should also tell your doctor about any over-the-counter drugs, herbal medicines and vitamin and mineral supplements you are taking.

### **How do I take ENBREL®?**

ENBREL® is given by injection under the skin twice a week. The amount (one dose per vial or more than one dose per vial) of ENBREL® that your doctor will tell you to use is based on body weight.

Make sure you have been shown how to inject ENBREL® before you do it yourself. You can call your doctor or the ENBREL® toll-free information line at 1-888-4ENBREL (1-888-436-2735) if you have any questions about ENBREL® or about giving yourself or your child an injection. Someone you know can also help you with your injection. Remember to take this medicine just as your doctor has told you and do not miss any doses.

### **What should I do if I miss a dose of ENBREL®?**

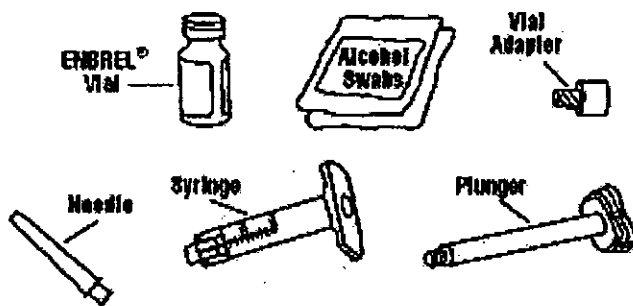
If you forget to take ENBREL® when you are supposed to, contact your doctor to find out when to take your next dose of ENBREL®.

### **What do I need to do to prepare and give an injection of ENBREL®?**

#### **STEP 1: Setting up for an Injection**

1. Select a clean, well-lit, flat work surface, such as a table.
2. Take the ENBREL® dose tray out of the refrigerator and place it on your flat work surface.
3. Check the expiration date on the dose tray. If the expiration date has passed, do not use the dose tray. Also check to make sure the dose tray has seven items as pictured below:
  - One prefilled diluent syringe containing 1 mL of diluent (liquid)
  - One plunger
  - One ENBREL® vial
  - One 27-gauge ½ inch needle in hard plastic cover
  - One vial adapter
  - Two alcohol swabs





If the expiration date has passed or the seven items are not included in the dose tray, contact your pharmacist or call 1-888-4ENBREL (1-888-436-2735) for assistance.

4. Wash your hands with soap and warm water.
5. Peel the paper seal off the dose tray and remove all items.
6. Inspect the volume of diluent in the syringe with the gray tip cap pointing down. Use the unit markings on the side of the syringe to make sure there is at least 1 mL of liquid in the syringe. If the level of liquid is below the 1 mL mark, do not use. Call 1-888-4ENBREL (1-888-436-2735) for assistance.

## STEP 2: Preparing the ENBREL® Solution

There are two methods for preparing the ENBREL® solution. For some children, one vial of ENBREL® solution can be used for more than one dose. The free-hand method should be used for children on ENBREL® who are using one vial of ENBREL® solution for more than one dose. **You should not use the vial adapter method if you will be using the vial more than once.** Ask your healthcare provider if you have questions about which method to use.

- **The Vial Adapter Method**

Adult patients and larger children on ENBREL® may use the vial adapter device to assist with mixing the powder with the liquid and withdrawing ENBREL®, and then use a 27-gauge needle to inject the dose. **This method should not be used for children using multiple doses from the same vial of ENBREL®.** The instructions for using the vial adapter method are in STEP 2A.

- **The Free-Hand Method**

In the free-hand method, a 25-gauge needle is used to assist with mixing the powder with the liquid and withdrawing ENBREL®, and a 27-gauge needle is used to inject the dose. Instructions for using the free-hand method are in STEP 2B.

The instructions for preparing additional doses from the same vial of ENBREL® solution are in STEP 3. For each additional dose, you will need two new needles (one 25-gauge

needle to withdraw the solution and one 27-gauge needle for injection) and one new empty syringe (1 mL). **NEVER REUSE A SYRINGE OR NEEDLE.**

If you are using the vial of ENBREL<sup>®</sup> for more than one dose, you should write the date you mixed the powder and liquid in the area marked "Mixing Date:" on the supplied sticker attached to these instructions, and attach the sticker to the ENBREL<sup>®</sup> vial.

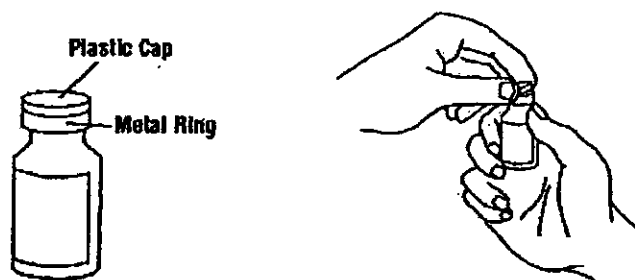
After you have withdrawn the dose of ENBREL<sup>®</sup> that you need, store the ENBREL<sup>®</sup> vial (in the dose tray) in the refrigerator at 36° to 46°F (2° to 8°C) as soon as possible, but always within 4 hours of mixing the solution.

The ENBREL<sup>®</sup> solution must be used within 14 days of the mixing date. You should discard the ENBREL<sup>®</sup> vial and any remaining solution if it is not used within 14 days. Do not mix any remaining liquid in one vial of ENBREL<sup>®</sup> solution with another.

There is a tool available which can help you remove the pink plastic cap on the ENBREL<sup>®</sup> vial, the gray tip cap on the prefilled diluent syringe and the needle cover on the syringe. This cap removal tool is provided to ENBREL<sup>®</sup> patients in the Resource Kit. You can request the Resource Kit by calling 1-888-4ENBREL (1-888-436-2735).

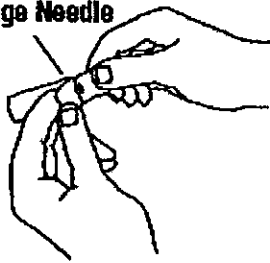
#### **STEP 2A: Vial Adapter Method**

1. Remove the pink plastic cap from the ENBREL<sup>®</sup> vial. Do not remove the gray stopper or silver metal ring around the top of the ENBREL<sup>®</sup> vial.



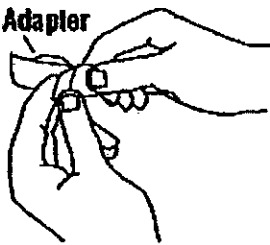
2. Place the ENBREL<sup>®</sup> vial on your flat work surface or turn your dose tray upside down and place your ENBREL<sup>®</sup> vial in the round space marked "V". Use one alcohol swab to clean the gray stopper on the ENBREL<sup>®</sup> vial. Do not touch the gray stopper with your hands.
3. Open the wrapper that contains the 27-gauge needle by peeling apart the tabs and set the needle aside for later use.

**27-Gauge Needle**

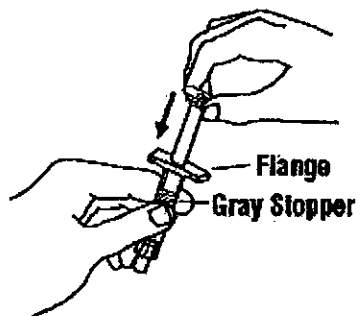


4. Open the wrapper that contains the vial adapter by peeling apart the tabs and set the vial adapter aside for later use. Do not touch the spike inside the vial adapter.

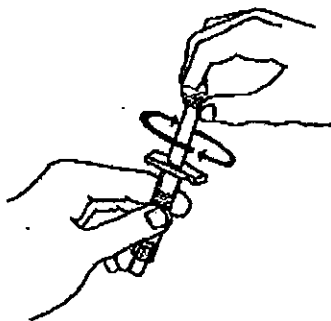
**Vial Adapter**



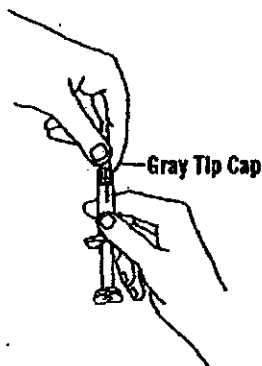
5. Slide the plunger into the flange end of the syringe.



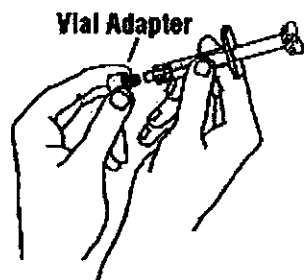
6. Attach the plunger to the gray rubber stopper in the syringe by turning the plunger clockwise until a slight resistance is felt.



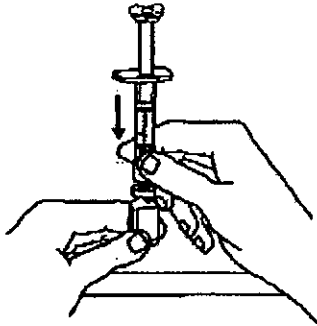
7. Remove the gray tip cap from the prefilled diluent syringe. Do not bump or touch the plunger. Doing so could cause the liquid to leak out. You may see a drop of liquid when removing the gray tip cap. This is normal. Place the gray tip cap on your flat work surface. Do not touch the syringe tip.



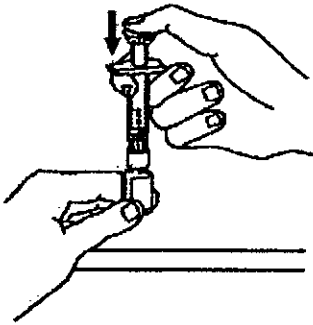
8. Once the gray tip cap is removed, pick up the vial adapter with your free hand. Twist the vial adapter onto the syringe until a slight resistance is felt. Do not over-tighten.



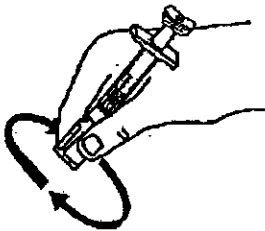
9. Hold the ENBREL<sup>®</sup> vial upright on your flat work surface. Grasp the sides of the vial adapter and place it over the top of the ENBREL<sup>®</sup> vial. Do not bump or touch the plunger. Doing so could cause the liquid to leak out. Insert the vial adapter into the gray stopper on the ENBREL<sup>®</sup> vial. The plastic spike inside the vial adapter should puncture the gray stopper. The vial adapter should fit snugly.



10. Hold the ENBREL<sup>®</sup> vial upright on your flat work surface and push the plunger down until all the liquid from the syringe is in the ENBREL<sup>®</sup> vial. You may see foaming (bubbles) in the vial. This is normal.

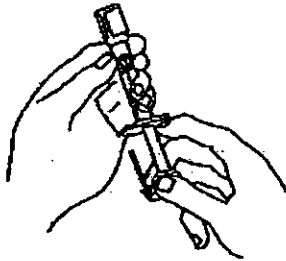


11. Gently swirl the ENBREL<sup>®</sup> vial in a circular motion to dissolve the powder. If you used the dose tray to hold your ENBREL<sup>®</sup> vial, take the vial (with the vial adapter and syringe still attached) out of the dose tray, and gently swirl the vial in a circular motion to dissolve the powder.

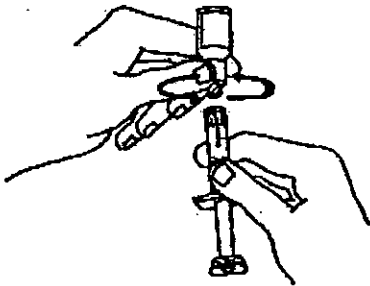


**DO NOT SHAKE.** Wait until all the powder dissolves (usually less than 10 minutes). The solution should be clear and colorless. After the powder has completely dissolved, foam (bubbles) may still be present. This is normal. **Do not inject the solution if it is discolored, contains lumps, flakes, or particles.** If all the powder in the ENBREL<sup>®</sup> vial is not dissolved or there are particles present after 10 minutes, call 1-888-4ENBREL (1-888-436-2735) for assistance.

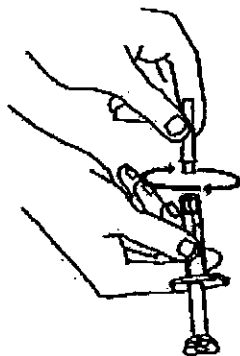
12. Turn the ENBREL<sup>®</sup> vial upside down. Hold the syringe at eye level and slowly pull the plunger down to the unit markings on the side of the syringe that correspond with your/your child's dose. For adult patients, remove the entire volume (1 mL), unless otherwise instructed by your doctor. Be careful not to pull the plunger completely out of the syringe. Some white foam may remain in the ENBREL<sup>®</sup> vial. This is normal.



13. Check for air bubbles in the syringe. Gently tap the syringe to make any air bubbles rise to the top of the syringe. Slowly push the plunger up to remove the air bubbles. If you push solution back into the vial, slowly pull back on the plunger to again draw the correct amount of solution back into the syringe.
14. Remove the syringe from the vial adapter, by holding the vial adapter with one hand and turning the syringe counterclockwise with your other hand. Do not touch or bump the plunger. Place the ENBREL<sup>®</sup> vial with the vial adapter on your flat work surface.



15. Continue to hold the barrel of the syringe. With your free hand, twist the 27-gauge needle onto the tip of the syringe until it fits snugly. Do not remove the needle cover from the syringe. Place the syringe on your flat work surface until you are ready to inject ENBREL<sup>®</sup>.

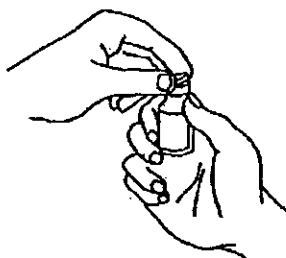
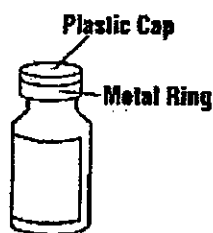


**GO TO STEP 4: CHOOSING AND PREPARING AN INJECTION SITE.**

**STEP 2B: Free-Hand Method**

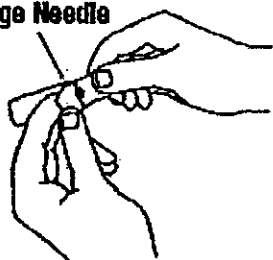
If you are preparing a dose from an ENBREL<sup>®</sup> vial that was previously used, go to STEP 3: Preparing Additional Doses from a Single ENBREL<sup>®</sup> Vial.

1. Remove the pink plastic cap from the ENBREL<sup>®</sup> vial. Do not remove the gray stopper or silver metal ring around the top of the ENBREL<sup>®</sup> vial. Write the date you mix the powder and solution on the supplied "Mixing Date:" sticker and attach it to the ENBREL<sup>®</sup> vial.

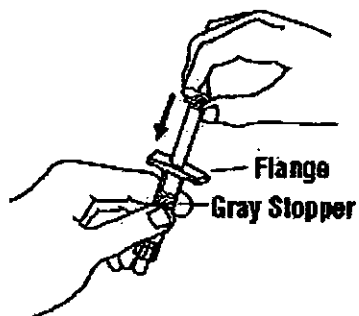


2. Place the ENBREL<sup>®</sup> vial on your flat work surface. Use one alcohol swab to clean the gray stopper on the ENBREL<sup>®</sup> vial. Do not touch the gray stopper with your hands.
3. Open the wrapper that contains the 25-gauge needle by peeling apart the tabs and set the needle aside for later use. The 25-gauge needle will be used to mix the liquid with the powder and for withdrawing ENBREL<sup>®</sup> from the vial.

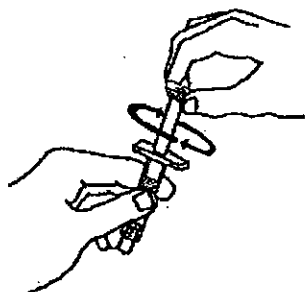
**25-Gauge Needle**



4. Slide the plunger into the flange end of the syringe.

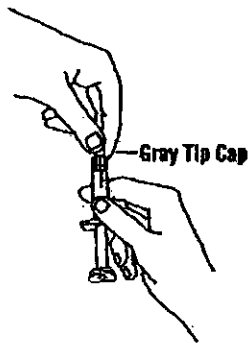


5. Attach the plunger to the gray rubber stopper in the syringe by turning the plunger clockwise until a slight resistance is felt.

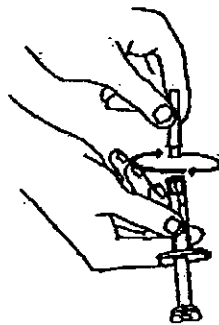


6. Remove the gray tip cap from the prefilled diluent syringe. Do not touch or bump the plunger. Doing so could cause the liquid to leak out. You may see a drop of liquid when removing the tip cap. This is normal. Place the gray tip cap on your flat work surface. Do not touch the syringe tip.



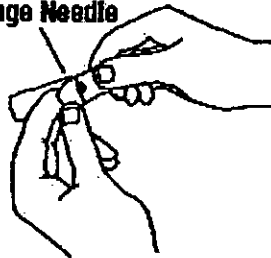


7. Continue to hold the barrel of the syringe. With your free hand, twist the 25-gauge needle onto the tip of the syringe until it fits snugly. Place the syringe on your flat work surface.

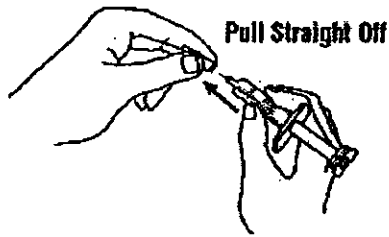


8. Open the wrapper that contains the 27-gauge needle by peeling apart the tabs and set the needle aside for later use. The 27-gauge needle will be used to inject the dose.

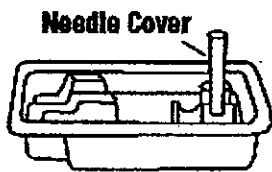
**27-Gauge Needle**



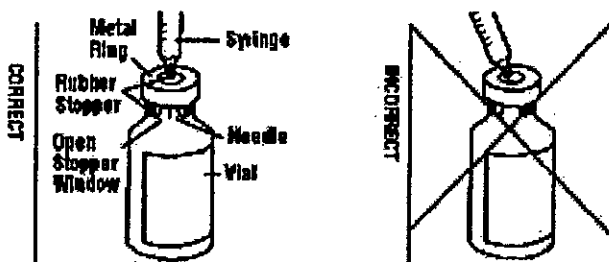
9. Pick up the syringe from your flat work surface. Hold the barrel of the syringe with one hand, and pull the needle cover straight off. Do not touch the needle or allow it to touch any surface. Do not touch or bump the plunger. Doing so could cause the liquid to leak out.



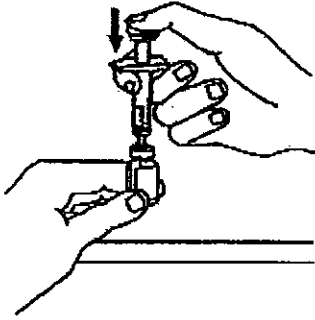
10. Place the needle cover (open side up) in the round space marked "N" in the ENBREL<sup>®</sup> dose tray.



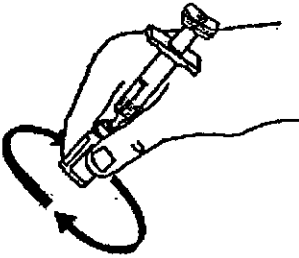
11. Place the ENBREL<sup>®</sup> vial on your flat work surface. Hold the syringe with the needle facing up, and gently pull back on the plunger to pull a small amount of air into the syringe. Then, insert the needle straight down through the center ring of the gray stopper (see illustrations). You should feel a slight resistance and then a "pop" as the needle goes through the center of the stopper. Look for the needle tip inside the open stopper window. If the needle is not correctly lined up with the center of the stopper, you will feel constant resistance as it goes through the stopper and no "pop". The needle may enter at an angle and bend, break or prevent you from adding diluent into the ENBREL<sup>®</sup> vial.



12. Push the plunger down VERY SLOWLY until all liquid from the syringe is in the ENBREL<sup>®</sup> vial. Adding the liquid too fast will cause foaming (bubbles).

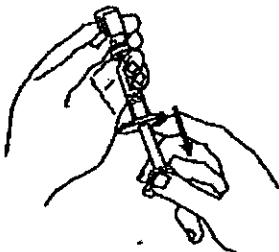


13. Leave the syringe in place. Gently swirl the ENBREL<sup>®</sup> vial in a circular motion to dissolve the powder.



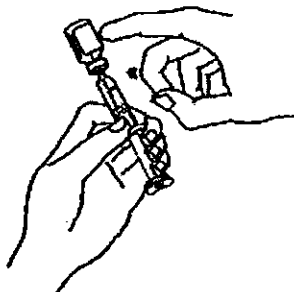
**DO NOT SHAKE.** Wait until all the powder dissolves (usually less than 10 minutes). The solution should be clear and colorless. After the powder has completely dissolved, foam (bubbles) may still be present. This is normal. **Do not inject the solution if it is discolored, contains lumps, flakes, or particles.** If all the powder in the ENBREL<sup>®</sup> vial is not dissolved or there are particles present after 10 minutes, call 1-888-4ENBREL (1-888-436-2735) for assistance.

14. With the needle in the ENBREL<sup>®</sup> vial, turn the vial upside down. Hold the syringe at eye level and slowly pull the plunger down to the unit markings on the side of the syringe that correspond with your child's dose. Make sure to keep the tip of the needle in the solution. Some white foam may remain in the ENBREL<sup>®</sup> vial. This is normal.

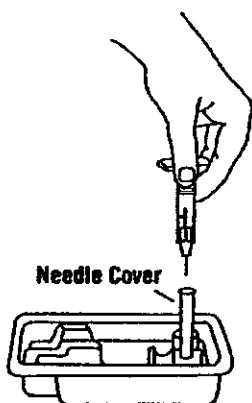


15. With the needle still inserted in the ENBREL<sup>®</sup> vial, check for air bubbles in the syringe. Gently tap the syringe to make any air bubbles rise to the top of the syringe.

Slowly push the plunger up to remove the air bubbles. If you push solution back into the vial, slowly pull back on the plunger to draw the correct amount of solution back into the syringe.

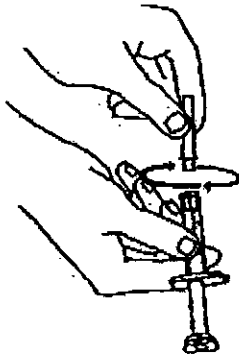


16. Remove the syringe and needle from the ENBREL<sup>®</sup> vial. Keep the needle attached to the syringe and insert the 25-gauge needle straight down into the needle cover in the ENBREL<sup>®</sup> dose tray.



You should hear a “snap” when the needle is secure in the needle cover. Once the needle is secure in the needle cover, untwist the 25-gauge needle from the syringe and dispose of the needle in your SHARPS container.

17. Twist the 27-gauge needle onto the syringe until it fits snugly. Do not remove the needle cover from the syringe. Place the syringe on your flat work surface until you are ready to inject ENBREL<sup>®</sup>.



**GO TO STEP 4: CHOOSING AND PREPARING AN INJECTION SITE.**

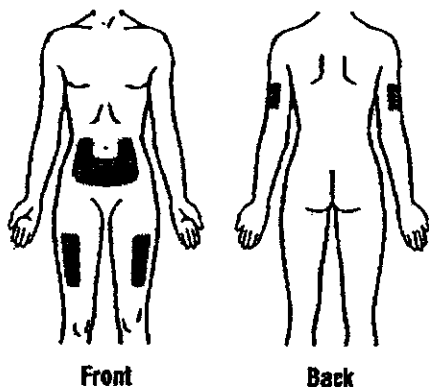
**STEP 3: Preparing Additional Doses from a Single ENBREL<sup>®</sup> Vial**

1. Select a clean, well-lit, flat work surface, such as a table.
2. The needles and syringes supplied with ENBREL<sup>®</sup> should not be reused. You will need new ones for each additional dose. Your healthcare provider will tell you what type of syringes (1 mL) and needles (25- and 27-gauge) to use. Alcohol swabs are available at the drug store. Place the sterile syringe with a 25-gauge needle (for withdrawing ENBREL<sup>®</sup>), a 27-gauge needle (for injecting ENBREL<sup>®</sup>) and two alcohol swabs on your flat work surface.
3. Take the vial of ENBREL<sup>®</sup> solution that is stored in the dose tray out of the refrigerator and place it on your flat work surface.
4. Check the mixing date you wrote on the sticker on the ENBREL<sup>®</sup> vial. **Discard the ENBREL<sup>®</sup> vial if more than 14 days have passed since the ENBREL<sup>®</sup> solution was mixed.**
5. Wash your hands with soap and warm water.
6. Use one alcohol swab to clean the gray stopper on the ENBREL<sup>®</sup> vial. Do not touch the stopper with your hands.
7. If the syringe and the 25-gauge needle are not pre-assembled, assemble them as instructed by your healthcare provider.
8. Open the wrapper that contains the 27-gauge needle by peeling apart the tabs and set the needle aside for later use. The 27-gauge needle will be used to inject the dose of ENBREL<sup>®</sup>.

9. Hold the syringe and pull the needle cover straight off. Do not touch the needle or allow it to touch any surface. Place the needle cover (open side up) in the round space marked "N" in the ENBREL<sup>®</sup> dose tray.
10. Place the ENBREL<sup>®</sup> vial on your flat work surface. Hold the syringe with the needle facing up, and gently pull back the plunger to pull a small amount of air into the syringe. Then, insert the 25-gauge needle straight down through the center ring of the gray stopper. You should feel a slight resistance and then a "pop" as the needle goes through the center of the stopper. Look for the needle tip inside the open stopper window. If the needle is not correctly lined up with the center of the stopper, you will feel constant resistance as it goes through the stopper and no "pop". The needle may enter at an angle and bend, break, or prevent proper withdrawal of ENBREL<sup>®</sup> solution from the vial.
11. Keep the needle in the ENBREL<sup>®</sup> vial and turn the vial upside down. Hold the syringe at eye level, and slowly pull the plunger down to the unit markings on the syringe that correspond to your child's dose. As the amount of solution in the ENBREL<sup>®</sup> vial drops, you may need to pull the needle back just enough to keep the tip of the needle in the solution.
12. With the needle still inserted in the ENBREL<sup>®</sup> vial, check for air bubbles in the syringe. Gently tap the syringe to make any air bubbles rise to the top of the syringe. Slowly push the plunger up to remove the air bubbles. If you push solution back into the ENBREL<sup>®</sup> vial, slowly pull back on the plunger to again draw the correct amount of solution back into the syringe.
13. Remove the syringe and needle from the ENBREL<sup>®</sup> vial. Keep the needle attached to the syringe and insert the 25-gauge needle straight down into the needle cover in the ENBREL<sup>®</sup> dose tray. You should hear a "snap" when the needle is secure in the needle cover. Once the needle is secure in the needle cover, remove the 25-gauge needle from the syringe and dispose of the needle in your SHARPS container.
14. Twist the 27-gauge needle onto the tip of the syringe until it fits snugly. Do not remove the needle cover from the syringe. Place the syringe on your flat work surface until you are ready to inject ENBREL<sup>®</sup>.

#### **STEP 4: Choosing and Preparing an Injection Site**

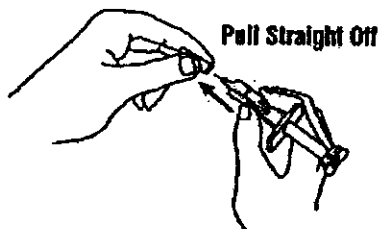
1. Three recommended injection sites for ENBREL<sup>®</sup> include: (1) the front of the middle thighs; (2) the abdomen, except for the two-inch area right around the navel; and, (3) the outer area of the upper arms.



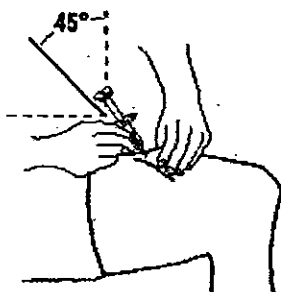
2. Rotate the site for each injection. Make sure that the new injection is given at least one inch from sites of recent injections. Do not inject into areas where the skin is tender, bruised, red, or hard. Avoid areas with scars or stretch marks.
3. To prepare the area of skin where ENBREL<sup>®</sup> is to be injected, wipe the injection site with a new alcohol swab. **Do not touch this area again before giving the injection.**

#### **STEP 5: Injecting the ENBREL<sup>®</sup> Solution**

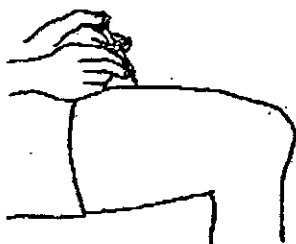
1. Pick up the syringe from your flat work surface. Hold the barrel of the syringe with one hand and pull the needle cover straight off. Do not touch the needle or allow it to touch any surface. Do not touch or bump the plunger. Doing so could cause the liquid to leak out.



2. With one hand, gently pinch the cleaned area of skin and hold it firmly. With the other hand, hold the syringe (like a pencil) at a 45 degree angle to the skin.



3. With a quick, "dart-like" motion, push the needle into the skin.
4. After the needle is inserted, let go of the skin. Pull the plunger back slightly. If no blood appears in the syringe, slowly push the plunger all the way down to inject ENBREL<sup>®</sup>. If blood comes into the syringe, do not inject ENBREL<sup>®</sup> because the needle has entered a blood vessel. Withdraw the needle and repeat the steps to prepare for an injection. Do not use the same syringe and needle. Dispose of the used needle and syringe in your SHARPS container.



5. When the syringe is empty, pull the needle out of the skin, being careful to keep it at the same angle as inserted.
6. There may be a little bleeding at the injection site. You can press a cotton ball or gauze over the injection site for 10 seconds. Do not rub the injection site. If needed, you may cover the injection site with a bandage.
7. **FOR USE IN CHILDREN** - If there is enough solution left in the ENBREL<sup>®</sup> vial for another dose, refrigerate the ENBREL<sup>®</sup> vial (in the dose tray) after use. Otherwise, discard the ENBREL<sup>®</sup> vial and any remaining solution.

#### **STEP 6: Disposing of Supplies**

- The syringe, needles, and vial adapter should **NEVER** be reused. **NEVER** recap a needle.
- Dispose of both the used needle and syringe in a puncture-resistant container. A SHARPS container made specifically for disposing of used syringes and needles may be used. **Do not** recycle the container.



- Keep the container out of the reach of children. When the container is about two-thirds full, dispose of it as instructed by your/your child's healthcare provider. Follow any special state or local laws regarding the proper disposal of needles and syringes.
- The ENBREL<sup>®</sup> vials, vial adapters, and used alcohol swabs should be placed in the trash. The dose tray and cover may be recycled.

All questions should be answered by a healthcare provider familiar with ENBREL<sup>®</sup>. A toll-free information service is also available: 1-888-4ENBREL (1-888-436-2735).

**AMGEN<sup>®</sup>**

**Wyeth<sup>®</sup>**

Manufactured by:  
Immunex Corporation,  
Thousand Oaks, CA 91320-1799  
Marketed by Amgen and Wyeth Pharmaceuticals

3XXXXXX  
Issued xx/2003

©2003 Immunex Corporation  
All Rights Reserved

Printed in the U.S.A.



This paper can be recycled.