



**CENTER FOR DRUG EVALUATION AND
RESEARCH**


APPLICATION NUMBER:

22-360

LABELING









Opening the recipient:
Push in clear recipient 2/4 on the side with thumb.
Flip up the top of pack. Turn upside down and
shake to remove lozenges.

Nicorette

nicotine polacrilex lozenge, 4mg
stop smoking aid

NEW
mini
Lozenge

Window with
Clear Film

FOR THOSE WHO
SMOKE THEIR FIRST
CIGARETTE WITHIN
30 MINUTES OF
WAKING UP.

4
mg

1088 LOZENGES, 4mg Each
MINI-PACK



Drug Facts (continued)


NET WT 1.13 Lb (511g)	MINI-PACK	MINI-PACK	MINI-PACK
1088 Lozenges	1088 Lozenges	1088 Lozenges	1088 Lozenges
1.13 Lb (511g)	2.33 Lb (1055g)	2.33 Lb (1055g)	2.33 Lb (1055g)

Nicotine lozenges are a nicotine replacement therapy used to help you quit smoking. They are used to relieve the symptoms of nicotine withdrawal. Nicotine lozenges are used to help you quit smoking. They are used to relieve the symptoms of nicotine withdrawal. Nicotine lozenges are used to help you quit smoking. They are used to relieve the symptoms of nicotine withdrawal.

Other Ingredients: ...
Contains: ...
Warnings: ...
Directions: ...

Distributed by:
Mylan Consumer Healthcare, L.P.
Morton, Pennsylvania, PA 15106, Made in the U.S.A.
©2008 GlaxoSmithKline

- TO INCREASE YOUR SUCCESS IN QUITTING:**
- You must be motivated to quit.
 - Use Nicorette - Use at least 8 Nicorette mini lozenges per day during the first six weeks.
 - Use Long Enough - Use Nicorette mini lozenges for the full 12 weeks.
 - Use With a Support Program as directed in the enclosed User's Guide.



TAMPER EVIDENT FEATURE:
Do not use if clear neoboard printed "SEALED FOR SAFETY" is missing or broken. Retain outer carton for full product uses, directions and warnings.

go to www.nicorette.com for online support program

Drug Facts

Active Ingredient (in each lozenge): Nicotine polacrilex, 4mg. **Purpose:** Stop nicotine addiction. **Warnings:** ...
Directions: ...
Other Ingredients: ...

Opening Directions:
Push in child resistant tab on the seal with thumb.
Flip up the top of seal. Turn upside down and
slide to remove lozenge.

Nicorette

nicotine polacrilex lozenge 2mg

stop smoking aid

mini
Lozenge


Includes Quip's water

Window with
Clear Film

FOR THOSE WHO
SMOKE THEIR FIRST
CIGARETTE MORE
THAN 30 MINUTES
AFTER WAKING UP.

2
mg

108 LOZENGES, 2mg Each



Drug Facts (continued)

Usual Dosage: Nicotine 7.5 mg Nicotine 15.0 mg Nicotine 22.5 mg
1 lozenge every 1 to 2 hours 1 lozenge every 1 to 2 hours 1 lozenge every 1 to 2 hours

• Nicotine lozenge is a nicotine and should be used as a smoking aid to get the least nicotine
• Chew the lozenge in your mouth and allow the lozenge to slowly dissolve about 10 minutes, without swallowing.
• Do not eat or swallow the lozenge.
• Nicotine lozenge may be used for up to 12 weeks.
• Do not use more than 20 lozenges per day.
• Do not use more than 10 lozenges in 24 hours.
• Do not use more than 10 lozenges in 24 hours.
• Do not use more than 10 lozenges in 24 hours.
• Do not use more than 10 lozenges in 24 hours.

Other Administration:

• Nicotine lozenge may be used with other nicotine replacement therapies.
• Nicotine lozenge may be used with other nicotine replacement therapies.
• Nicotine lozenge may be used with other nicotine replacement therapies.
• Nicotine lozenge may be used with other nicotine replacement therapies.

Warnings:

• Nicotine lozenge may be used with other nicotine replacement therapies.
• Nicotine lozenge may be used with other nicotine replacement therapies.
• Nicotine lozenge may be used with other nicotine replacement therapies.
• Nicotine lozenge may be used with other nicotine replacement therapies.

Directions:

• Nicotine lozenge may be used with other nicotine replacement therapies.
• Nicotine lozenge may be used with other nicotine replacement therapies.
• Nicotine lozenge may be used with other nicotine replacement therapies.
• Nicotine lozenge may be used with other nicotine replacement therapies.

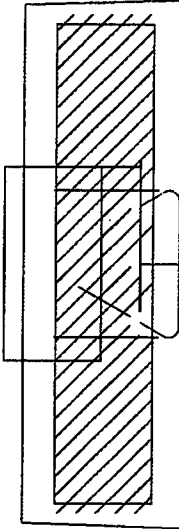
TO INCREASE YOUR SUCCESS IN QUITTING:

1. You must be motivated to quit.
2. Use Nicorette - Use at least 8 lozenges each day during the first six weeks.
3. Use Long Strength - Use Nicorette mini lozenges for the full 12 weeks.
4. Use with a Support Program as directed in the enclosed User's Guide.

- Do not use with other nicotine replacement therapies.
- Do not use with other nicotine replacement therapies.
- Do not use with other nicotine replacement therapies.
- Do not use with other nicotine replacement therapies.

TAMPER EVIDENT FEATURE:
Do not use if clear recoband printed "SEALED FOR YOUR PROTECTION" is missing or broken. Retain outer carton for full product use, directions and warnings.

go to www.nicorette.com
for online support program



Drug Facts

Active Ingredients (in each lozenge): Nicotine polacrilex, 2mg

Purpose: Stop smoking aid

Use: • reduces withdrawal symptoms, including nicotine craving, associated with quitting smoking if you are pregnant or breast-feeding, only use this medicine on the advice of your health care provider. Smoking can seriously harm your child. Do not use without a doctor's approval. Do not use if you are pregnant or breast-feeding. However, the risks to your child from this medicine are not fully known.

Warnings:


- Do not use with other nicotine replacement therapies.
- Do not use with other nicotine replacement therapies.
- Do not use with other nicotine replacement therapies.
- Do not use with other nicotine replacement therapies.

Other Administration:

• Nicotine lozenge may be used with other nicotine replacement therapies.
• Nicotine lozenge may be used with other nicotine replacement therapies.
• Nicotine lozenge may be used with other nicotine replacement therapies.
• Nicotine lozenge may be used with other nicotine replacement therapies.

Warnings:

• Nicotine lozenge may be used with other nicotine replacement therapies.
• Nicotine lozenge may be used with other nicotine replacement therapies.
• Nicotine lozenge may be used with other nicotine replacement therapies.
• Nicotine lozenge may be used with other nicotine replacement therapies.



Opening Directions:
Push in child resistant tab on the lid with thumb.
Flip up the top of lid, turn upside down and
shake to remove lozenge.

Nicorette

nicotine polacriflex lozenge, 2mg
stop smoking aid

NEW
mini
Lozenge

Window with
Clear Film

FOR THOSE WHO
SMOKE THEIR FIRST
CIGARETTE MORE
THAN 30 MINUTES
AFTER WAKING UP

2
mg

24 LOZENGES, 2mg Each



Drug Facts (continued)

- Warnings:**
 - Do not use Nicorette 2mg lozenges if you are pregnant, are trying to become pregnant, or are breastfeeding.
 - Do not use Nicorette 2mg lozenges if you are taking or have taken within the last 14 days any of the following medicines:
 - bupropion (Wellbutrin)
 - fluoxetine (Prozac)
 - paroxetine (Paxil)
 - sertraline (Zoloft)
 - venlafaxine (Effexor)
 - Do not use Nicorette 2mg lozenges if you are taking or have taken within the last 14 days any of the following medicines:
 - bupropion (Wellbutrin)
 - fluoxetine (Prozac)
 - paroxetine (Paxil)
 - sertraline (Zoloft)
 - venlafaxine (Effexor)
 - Do not use Nicorette 2mg lozenges if you are taking or have taken within the last 14 days any of the following medicines:
 - bupropion (Wellbutrin)
 - fluoxetine (Prozac)
 - paroxetine (Paxil)
 - sertraline (Zoloft)
 - venlafaxine (Effexor)
- Directions:**
 - Use Nicorette 2mg lozenges as directed in the enclosed User's Guide.

Other Information:

- Each Nicorette 2mg lozenge contains 2mg of nicotine polacriflex.
- Nicotine polacriflex is a nicotine replacement product.
- Nicotine polacriflex is a nicotine replacement product.
- Nicotine polacriflex is a nicotine replacement product.
- Nicotine polacriflex is a nicotine replacement product.

Warnings:
• Do not use Nicorette 2mg lozenges if you are pregnant, are trying to become pregnant, or are breastfeeding.

Directions:
• Use Nicorette 2mg lozenges as directed in the enclosed User's Guide.

Other Information:
• Each Nicorette 2mg lozenge contains 2mg of nicotine polacriflex.

Warnings:
• Do not use Nicorette 2mg lozenges if you are pregnant, are trying to become pregnant, or are breastfeeding.

Directions:
• Use Nicorette 2mg lozenges as directed in the enclosed User's Guide.

Other Information:
• Each Nicorette 2mg lozenge contains 2mg of nicotine polacriflex.

Warnings:
• Do not use Nicorette 2mg lozenges if you are pregnant, are trying to become pregnant, or are breastfeeding.

Directions:
• Use Nicorette 2mg lozenges as directed in the enclosed User's Guide.

Other Information:
• Each Nicorette 2mg lozenge contains 2mg of nicotine polacriflex.

Warnings:
• Do not use Nicorette 2mg lozenges if you are pregnant, are trying to become pregnant, or are breastfeeding.

Directions:
• Use Nicorette 2mg lozenges as directed in the enclosed User's Guide.

Other Information:
• Each Nicorette 2mg lozenge contains 2mg of nicotine polacriflex.

TO INCREASE YOUR SUCCESS IN QUITTING:

1. You must be motivated to quit.
2. Use Nicorette - Use at least 8 Nicorette mini lozenges per day during the first six weeks.
3. Use Low Strength - Use Nicorette mini lozenges for the last 12 weeks.
4. Use with a Support Program as directed in the enclosed User's Guide.

Do not use if you are pregnant, are trying to become pregnant, or are breastfeeding.

TAMPER EVIDENT FEATURE:

Do not use if clear sealband printed "SEALED FOR YOUR PROTECTION" is missing or broken. Retain outer carton for full product usage, directions and warnings.

go to www.nicorette.com for online support program

Drug Facts

Active Ingredient (in each lozenge)
Nicotine polacriflex, 2mg

Warnings:
• Do not use Nicorette 2mg lozenges if you are pregnant, are trying to become pregnant, or are breastfeeding.

Directions:
• Use Nicorette 2mg lozenges as directed in the enclosed User's Guide.

Other Information:
• Each Nicorette 2mg lozenge contains 2mg of nicotine polacriflex.

Warnings:
• Do not use Nicorette 2mg lozenges if you are pregnant, are trying to become pregnant, or are breastfeeding.

Directions:
• Use Nicorette 2mg lozenges as directed in the enclosed User's Guide.

Other Information:
• Each Nicorette 2mg lozenge contains 2mg of nicotine polacriflex.

Warnings:
• Do not use Nicorette 2mg lozenges if you are pregnant, are trying to become pregnant, or are breastfeeding.

Directions:
• Use Nicorette 2mg lozenges as directed in the enclosed User's Guide.

Other Information:
• Each Nicorette 2mg lozenge contains 2mg of nicotine polacriflex.

Warnings:
• Do not use Nicorette 2mg lozenges if you are pregnant, are trying to become pregnant, or are breastfeeding.

Directions:
• Use Nicorette 2mg lozenges as directed in the enclosed User's Guide.

Other Information:
• Each Nicorette 2mg lozenge contains 2mg of nicotine polacriflex.

Warnings:
• Do not use Nicorette 2mg lozenges if you are pregnant, are trying to become pregnant, or are breastfeeding.

Directions:
• Use Nicorette 2mg lozenges as directed in the enclosed User's Guide.

Other Information:
• Each Nicorette 2mg lozenge contains 2mg of nicotine polacriflex.

Warnings:
• Do not use Nicorette 2mg lozenges if you are pregnant, are trying to become pregnant, or are breastfeeding.

Directions:
• Use Nicorette 2mg lozenges as directed in the enclosed User's Guide.

Other Information:
• Each Nicorette 2mg lozenge contains 2mg of nicotine polacriflex.

Warnings:
• Do not use Nicorette 2mg lozenges if you are pregnant, are trying to become pregnant, or are breastfeeding.

Directions:
• Use Nicorette 2mg lozenges as directed in the enclosed User's Guide.

Other Information:
• Each Nicorette 2mg lozenge contains 2mg of nicotine polacriflex.

Opening Directions:
Push in child resistant tab on the vial with thumb.
Flip up the top of vial. Turn upside down and
shake to remove lozenges.

Nicorette

nicotine polacrilex lozenge, 4mg
stop smoking aid

NEW
mini
Lozenge

Window with
Clear Film

4 mg
FOR THOSE WHO
SMOKE THEIR FIRST
CIGARETTE WITHIN
30 MINUTES OF
WAKING UP.

81 LOZENGES, 4mg Each



Drug Facts (continued)

How to Use: Weeks 1 to 6: 1 lozenge 10 to 12 times every 1 to 2 hours. Weeks 7 to 9: 1 lozenge every 1 to 2 hours. Weeks 10 to 12: 1 lozenge every 1 to 2 hours.

Warnings:

- Do not use if you are pregnant or breastfeeding, only use this medicine as the advice of your health care provider. Smoking can seriously harm your child. Try to stop smoking without using any nicotine replacement medicine. This medicine is believed to be safer than smoking. However, the risks to your child from this medicine are not fully known.
- Do not use if you continue to smoke, chew tobacco, use snuff, or use a nicotine patch or other nicotine containing product.
- Ask a doctor before use if you have: heart disease, recent heart attack, or irregular heartbeat. Nicotine can increase your heart rate.
- High blood pressure not controlled with medication. Nicotine can increase your blood pressure.
- stomach ulcer or diabetes.
- Ask a doctor or pharmacist before use if you are: taking a non-nicotine stop smoking drug.
- taking prescription medicine for depression or seizures. Your prescription dose may need to be adjusted.
- Stop use and seek a doctor if: mouth problems occur.
- persistent cough or severe sore throat occurs.
- you get symptoms of nicotine reactions such as nausea, vomiting, dizziness, dizziness, weakness and rapid heartbeat.

Keep out of reach of children and pets. Nicotine lozenges may have enough nicotine to make children and pets sick. If you need to remove the lozenge from its packaging, keep it away from the trash. In case of overdose, get medical help or contact a Poison Control Center (800) 424-9000.

Directions:

- If you use under 18 years of age, ask a doctor before use.
- Do not eat, drink, or smoke, and do not use alcohol, need the enclosed User's Guide for complete directions and other important information.
- Stop smoking completely when you begin using the lozenge.
- If you smoke your first cigarette more than 30 minutes after waking up, use 2mg nicotine lozenge.
- If you smoke your first cigarette within 30 minutes of waking up, use 4mg nicotine lozenge according to the following 12 week schedule:

Other Nicotine Products:

- Ask a doctor before use if you have: heart disease, recent heart attack, or irregular heartbeat. Nicotine can increase your heart rate.
- High blood pressure not controlled with medication. Nicotine can increase your blood pressure.
- stomach ulcer or diabetes.
- Ask a doctor or pharmacist before use if you are: taking a non-nicotine stop smoking drug.
- taking prescription medicine for depression or seizures. Your prescription dose may need to be adjusted.
- Stop use and seek a doctor if: mouth problems occur.
- persistent cough or severe sore throat occurs.
- you get symptoms of nicotine reactions such as nausea, vomiting, dizziness, dizziness, weakness and rapid heartbeat.

Keep out of reach of children and pets. Nicotine lozenges may have enough nicotine to make children and pets sick. If you need to remove the lozenge from its packaging, keep it away from the trash. In case of overdose, get medical help or contact a Poison Control Center (800) 424-9000.

Directions:

- If you use under 18 years of age, ask a doctor before use.
- Do not eat, drink, or smoke, and do not use alcohol, need the enclosed User's Guide for complete directions and other important information.
- Stop smoking completely when you begin using the lozenge.
- If you smoke your first cigarette more than 30 minutes after waking up, use 2mg nicotine lozenge.
- If you smoke your first cigarette within 30 minutes of waking up, use 4mg nicotine lozenge according to the following 12 week schedule:

Distributed By:
GlaxoSmithKline Consumer Healthcare, LP,
Moon Township, PA 15108, Made in the U.S.A.
©2008 GlaxoSmithKline 000000

TO INCREASE YOUR SUCCESS IN QUITTING:

1. You must be motivated to quit.
2. Use Enough - Use at least 8 Nicorette mini lozenges per day during the first six weeks.
3. Use Long Enough - Use Nicorette mini lozenges for the full 12 weeks.
4. Use With a Support Program as directed in the enclosed User's Guide.

For further information, visit our website at www.nicorette.com

TAMPER EVIDENT FEATURE:
Do not use if clear reclosable printed "SEALED FOR SAFETY" is missing or broken. Retain outer carton for full product uses, directions and warnings.

go to www.nicorette.com for online support program

Drug Facts (in each lozenge)

Warnings:

- Do not use if you continue to smoke, chew tobacco, use snuff, or use a nicotine patch or other nicotine containing product.
- Ask a doctor before use if you have: heart disease, recent heart attack, or irregular heartbeat. Nicotine can increase your heart rate.
- High blood pressure not controlled with medication. Nicotine can increase your blood pressure.
- stomach ulcer or diabetes.
- Ask a doctor or pharmacist before use if you are: taking a non-nicotine stop smoking drug.
- taking prescription medicine for depression or seizures. Your prescription dose may need to be adjusted.
- Stop use and seek a doctor if: mouth problems occur.
- persistent cough or severe sore throat occurs.
- you get symptoms of nicotine reactions such as nausea, vomiting, dizziness, dizziness, weakness and rapid heartbeat.

Keep out of reach of children and pets. Nicotine lozenges may have enough nicotine to make children and pets sick. If you need to remove the lozenge from its packaging, keep it away from the trash. In case of overdose, get medical help or contact a Poison Control Center (800) 424-9000.

Directions:

- If you use under 18 years of age, ask a doctor before use.
- Do not eat, drink, or smoke, and do not use alcohol, need the enclosed User's Guide for complete directions and other important information.
- Stop smoking completely when you begin using the lozenge.
- If you smoke your first cigarette more than 30 minutes after waking up, use 2mg nicotine lozenge.
- If you smoke your first cigarette within 30 minutes of waking up, use 4mg nicotine lozenge according to the following 12 week schedule:

Opening Directions:
Push in child resistant tab on the seal with thumb.
Flip up the top of seal. Turn upside down and
shake to remove lozenge.

Nicorette

nicotine polacrilex lozenge,
stop smoking aid

Window with
Clear Film

NEW
mini
Lozenge

FOR THOSE WHO
SHOKE THEIR FIRST
CIGARETTE MORE
THAN 30 MINUTES
AFTER WAKING UP.

2
mg

81 LOZENGES, 2mg Each



Drug Facts (continued)

- **Ways to Use:**

1 lozenge every 1 to 2 hours	2 to 4 hours	3 to 6 hours	8 to 12 hours
------------------------------	--------------	--------------	---------------
- Nicotine lozenge is a prescription product. Do not use unless you have been told to do so by your doctor.
- Place the lozenge in your mouth and allow the lozenge to slowly dissolve (about 15 minutes). Swallow the remaining bits of the lozenge.
- You may feel a warm or tingling sensation.
- Do not use more than 81 lozenges per day for your mouth.
- Do not use more than 15 minutes before eating or within the lozenge is in your mouth.
- To improve your chances of quitting, use at least 8 lozenges per day for the first 6 weeks.
- Do not use more than one lozenge at a time or continuously use more than one lozenge at a time for more than 15 minutes.
- Do not use more than 81 lozenges per day.
- Do not use more than 30 lozenges per day.
- Stop using the nicotine lozenge at the end of 12 weeks. If you still feel the need to use nicotine lozenges, talk to your doctor.

Other Information

- Each lozenge contains sodium. Stop using if you are on a low sodium diet.
- Store at 20° - 25°C (68° - 77°F).
- Keep out of light, closed and protect from light.

Warnings

- Nicotine is addictive.
- Nicotine may cause dizziness, lightheadedness, headache, nausea, vomiting, dizziness, weakness, and rapid heartbeat.
- Nicotine may cause dry mouth, sore throat, and irritation of the mouth.
- Nicotine may cause constipation.
- Nicotine may cause changes in heart rate and blood pressure.
- Nicotine may cause changes in skin color.
- Nicotine may cause changes in taste.
- Nicotine may cause changes in vision.
- Nicotine may cause changes in hearing.
- Nicotine may cause changes in smell.
- Nicotine may cause changes in touch.
- Nicotine may cause changes in pain.
- Nicotine may cause changes in temperature.
- Nicotine may cause changes in sweating.
- Nicotine may cause changes in breathing.
- Nicotine may cause changes in circulation.
- Nicotine may cause changes in digestion.
- Nicotine may cause changes in excretion.
- Nicotine may cause changes in reproduction.
- Nicotine may cause changes in growth.
- Nicotine may cause changes in development.
- Nicotine may cause changes in aging.
- Nicotine may cause changes in death.

Directions

• If you are under 18 years of age, ask a doctor before use.

• Before using the lozenge, read the enclosed User's Guide for complete directions and other important information.

• Stop smoking completely when you begin using the lozenge.

• If you smoke your first cigarette within 30 minutes of waking up, use 81 lozenge lozenge.

• If you smoke your first cigarette more than 30 minutes after waking up, use 2mg nicotine lozenge according to the following 12 week schedule:

TO INCREASE YOUR SUCCESS IN QUITTING:

1. You must be motivated to quit.
2. Use Enough - Use at least 8 Nicorette mini lozenges per day during the first six weeks.
3. Use Long Enough - Use Nicorette mini lozenges for the full 12 weeks.
4. Use With a Support Program as directed in the enclosed User's Guide.

- Read the seal to know what to do.
- Flip up the top of seal.
- Turn upside down and shake to remove lozenge.
- Do not use more than 81 lozenges per day.
- Do not use more than 15 minutes before eating or within the lozenge is in your mouth.

TAMPER EVIDENT FEATURE:
Do not use if clear neckband printed "SEALED FOR SAFETY" is missing or broken. Retain outer carton for full product uses.

go to www.nicorette.com for online support program

Drug Facts

Active Ingredient (in each lozenge)

nicotine polacrilex, 2mg

Use: - reduces withdrawal symptoms, including nicotine craving, associated with quitting smoking

Warnings:
• If you are pregnant or breast-feeding, only use this medicine on the advice of your health care provider. Smoking can seriously harm your child. Try to stop smoking without using any medicine to help you quit. This medicine is intended to be taken with smoking. However, the risks to your child from the nicotine are not fully known.

Do not use:
• if you have a known allergy to nicotine, other tobacco, use snuff, or use a nicotine patch or other nicotine-containing products

Use with caution:
• if you have a history of heart disease, high blood pressure, or irregular heartbeat. Nicotine can increase your heart rate, blood pressure, and cholesterol. Nicotine can increase your blood pressure, cholesterol, and triglycerides.

Do not use:
• if you are taking any prescription medicine for depression or asthma. Your prescription dose may need to be adjusted.

Do not use:
• if you are taking any other nicotine-containing products.

Do not use:
• if you are taking any other medicine for depression or asthma. Your prescription dose may need to be adjusted.

Do not use:
• if you are taking any other nicotine-containing products.

Do not use:
• if you are taking any other medicine for depression or asthma. Your prescription dose may need to be adjusted.

Do not use:
• if you are taking any other nicotine-containing products.

Do not use:
• if you are taking any other medicine for depression or asthma. Your prescription dose may need to be adjusted.

Do not use:
• if you are taking any other nicotine-containing products.

Do not use:
• if you are taking any other medicine for depression or asthma. Your prescription dose may need to be adjusted.

Do not use:
• if you are taking any other nicotine-containing products.

Do not use:
• if you are taking any other medicine for depression or asthma. Your prescription dose may need to be adjusted.

Do not use:
• if you are taking any other nicotine-containing products.

Do not use:
• if you are taking any other medicine for depression or asthma. Your prescription dose may need to be adjusted.

Do not use:
• if you are taking any other nicotine-containing products.

Do not use:
• if you are taking any other medicine for depression or asthma. Your prescription dose may need to be adjusted.

Do not use:
• if you are taking any other nicotine-containing products.

Do not use:
• if you are taking any other medicine for depression or asthma. Your prescription dose may need to be adjusted.

Do not use:
• if you are taking any other nicotine-containing products.

PS

Nicorette®

nicotine polacrilex lozenge
2mg and 4mg User's Guide

mini Lozenge

**How to Use Nicorette®
Mini Lozenges and Tips to
Help You Quit Smoking.**

©2008 GlaxoSmithKline

PLANNING YOUR SUCCESS

- 1) The key to accomplishing anything important is commitment. When it comes to quitting smoking, that is especially true. Nicorette mini Lozenges can help if you really want to quit. Nicorette mini Lozenges help reduce withdrawal symptoms including nicotine craving associated with quitting smoking.
- 2) Your chances of staying off cigarettes are much better if you start with at least 9 Nicorette mini Lozenges daily. For best results, use the lozenges on a regular schedule (as outlined in this User's Guide).
- 3) Stop smoking completely when you start using Nicorette mini Lozenges. Even a single cigarette is likely to put you right back to square one.
- 4) This User's Guide outlines a 12-week plan for Nicorette mini Lozenges. Even though you may feel confident about your non-smoking status after a few weeks, it's important to stick with the plan to help you remain smoke free.
- 5) Nicorette mini Lozenges work best when used together with a support plan. See insert between pages 11 and 15 for instructions on enrollment in the Committed Quitters Individualized Step Smoking Program.
- 6) After the first six weeks, start using fewer Nicorette mini Lozenges, as directed in the instructions, so you can become smoke-and nicotine-free by the end of the 12 week plan.

7) If you have questions about using Nicorette mini Lozenges, call toll free 1-888-569-1743 (English/Spanish) weekdays (9:00am - 4:30pm ET), or talk to your pharmacist or family doctor.

YES YOU WANT TO QUIT.

Wonderful. You've made the most important decision of all, to stop smoking. And by choosing Nicorette mini Lozenges to help you, you're starting on the right path. Now remember, using Nicorette mini Lozenges doesn't just mean taking a Nicorette mini Lozenge. It means setting and following a program like the one we suggest in this User's Guide.

Your own success depends on your effort, your level of addiction to tobacco, and your commitment to following your program.

LET'S FACE IT. Quitting smoking isn't easy! You or someone you know may have tried unsuccessfully. That's okay. It's hard to stop smoking the first time you try. The important part is to learn from your previous attempts, consider what went wrong and keep trying to quit until you succeed. Look to this User's Guide for support as you undergo this terrific task. The guide includes important information on how to use Nicorette mini

Lozenges and also gives you tips to help you stop smoking. Refer back to it often for advice, answers, and encouragement to help you stay on track.

GET MOTIVATED. STAY MOTIVATED. Everyone has a reason for quitting—whether you're concerned about your

health, your appearance, family or peer pressure, or the effect of secondhand smoke on your loved ones—all of the above, or something else entirely. Whatever your reasons, write them down. There's a wallet card inside the back cover of this User's Guide. Write your reasons on the card and carry it with you. When you have an urge to smoke or experience a difficult moment it can help you focus on your reasons for quitting. Lots of people quit with a co-worker, spouse or friend and use them as a quitting buddy. You can help each other out by providing extra encouragement in tough moments.

There may be support groups in your area for people trying to quit. Call your local chapter of the American Lung Association, American Cancer Society

or American Heart Association for further information. Toll free phone numbers are printed on the wallet card on the back cover of this User's Guide.

UNDERSTANDING THE DOUBLE-EDGED SWORD.

Smoking has two addictive components, a physical and a mental need for the nicotine in tobacco. You need to conquer both to succeed. Nicotine aids cravings can ease your physical nicotine addiction. But your readiness and resolve are necessary to help overcome the mental side of your cigarette dependence. So once you're ready, it's time to begin. But first, read and consider the following important warnings.

IMPORTANT WARNINGS

This product is only for those who want to stop smoking.

©2008 GlaxoSmithKline

If you are pregnant or breast-feeding, only use this medicine on the advice of your health care provider. Smoking can seriously harm your child. Try to stop smoking without using any nicotine replacement medicine. This medicine is believed to be safer than smoking. However, the risks to your child from this medicine are not fully known.

Do not use

- if you continue to smoke, chew tobacco, use snuff, or use a nicotine patch or other nicotine containing products.

Ask a doctor before use if you have

- heart disease, recent heart attack or irregular heartbeat. Nicotine can increase your heart rate.
- high blood pressure not controlled with medication. Nicotine can

- increase your blood pressure.
- stomach ulcers or diabetes.

Ask a doctor or pharmacist before use if you are

- using a non-nicotine stop smoking drug
- taking prescription medicine for depression or asthma. Your prescription dose may need to be adjusted.

Stop use and ask a doctor if

- mouth problems occur
- persistent indigestion or severe sore throat occurs
- irregular heartbeat or palpitations occur
- you get symptoms of nicotine overdose such as nausea, vomiting, dizziness, diarrhea, weakness and rapid heartbeat

Keep out of reach of children and pets. Nicotine lozenges may have enough nicotine to make children and pets sick. If you need to remove the lozenges, wrap it in paper and throw away in the trash. In case of overdose, get medical help or contact a Poison Control Center right away.

YOU'RE READY TO START.

Okay, you're ready. To become a non-smoker, start today. Now before you do anything else, you have a bit of planning to do. Read this User's Guide all the way through. You want to make sure you bought the right dose to start. If you typically smoke your first cigarette within 30 minutes of waking up, use the 4mg Nicorette mini Lozenges. If you smoke your first cigarette more than 30 minutes after waking up, use the 2mg Nicorette mini Lozenges.

Next, plan your quitting schedule. Get a calendar to follow your progress and mark the following four important dates (see the reminders on page 26 of this booklet).

THE PROGRAM

STEP 1. (Weeks 1-6) Starting on your quit date it's best to use at least 9 Nicorette mini Lozenges each day, one every 1-2 hours.

First choose the day you plan to quit (make it soon). Place the Step 1 reminder on this date. That's the day you will stop smoking cigarettes completely and start using Nicorette mini Lozenges to calm your cravings for nicotine and help you stay smoke free. Prior to the quit date, get rid of all your cigarettes to remove temptations and make it more difficult to start smoking again.

©2009 GlaxoSmithKline

Use a Nicorette mini Lozenge every 1 to 2 hours and at least 9 lozenges each day for the first 6 weeks to help prevent unexpected cravings and improve your chances of quitting. These aren't ordinary lozenges. Place the lozenge in your mouth and allow the lozenge to slowly dissolve (about 10 minutes). Minimize swallowing. Do not chew or swallow the lozenge. You may feel a warm or tingling sensation. Occasionally move the lozenge from one side of your mouth to the other until completely dissolved (about 10 minutes). Remember to read the instructions on page 16 before you take your first Nicorette mini Lozenge.

STEP 2. (The next three weeks, that is weeks 7-9). At the beginning of week 7 start using fewer Nicorette mini

Lozenges, one every 2-4 hours. After six weeks, you should wait a little longer between lozenges, one lozenge every two to four hours. This will help you gradually use fewer Nicorette mini Lozenges. Put the Step 2 reminder on the first day of week 7 to help remind you when to start reducing the number of Nicorette mini Lozenges you take.

STEP 3. (The last three weeks, that is weeks 10-12). At the beginning of week 10, reduce Nicorette mini Lozenge use even further, one every 4-8 hours. At the beginning of week 10 further decrease the number of Nicorette mini Lozenges you use each day to reduce the amount of nicotine you get. You should do this by using one lozenge every 4 to 8 hours. Put the Step 3 reminder on the first day of

week 10 so you know when you should be starting this last step to becoming smoke and nicotine-free.

END. At the end of week 12 stop using Nicorette mini Lozenges to become both cigarette and nicotine-free.

Put the "EX-SMOKER" reminder on your calendar on the date 12 weeks after the day you stopped smoking and started using Nicorette mini Lozenges. You should not use Nicorette mini Lozenges beyond this date.

BE PREPARED. Since smoking is an addiction, it is hard to quit. Even after you stop, there will be times when you WANT a cigarette, sometimes strongly. (See also section on "Challenges to Watch For"). The best defense is to be prepared.

©2008 GlaxoSmithKline

Plan now for handling tough times so you don't give in. For example: think about situations when you usually get a craving for cigarettes or where you think you might experience strong cravings. Try to avoid these situations where you can (for example, avoid spending time with smokers, or drinking alcohol, if those things tempt you to smoke).

Change your habits. For example, take your coffee break somewhere else. Take a walk. In other words, break the association between your usual habits and cigarettes.

If you do encounter a situation where you feel a strong craving, fight it! Take a break from the situation; keep yourself busy or distracted with other activities. Remind yourself why you want

to quit, and above all, remind yourself that having "just one" really will hurt your goal of quitting!

To prepare for tough situations, assemble a "survival package"—items that can keep you distracted in case you get a craving. For example, you may include cinnamon gum or hard candy, relaxing music, and things to keep your hands busy like a smooth stone, paper clips, or a rubber ball.

Track your progress as you quit. Keep a journal. Write down how many pieces of Nicorette mini Lozenges you use each day. Note if and when you get a craving. If you slip and have a cigarette, don't give up. Stop smoking again and get back on your program with Nicorette mini Lozenges.

Establish your support network. Keep friends and family members' phone numbers ready to get the moral support you need. Before quitting, ask friends and family to support and encourage you. Think of specific ways they can help.

Reward yourself. Set aside little gifts to yourself such as a CD or video, which you can earn by overcoming difficult hurdles.

HOW Nicorette mini LOZENGES WORK

Nicorette mini Lozenges are a form of Nicotine Replacement Therapy. They deliver nicotine to your body temporarily relieving craving and nicotine withdrawal symptoms when you quit smoking. But unlike cigarettes, Nicorette mini Lozenges deliver a

lower, steady level of nicotine to your blood. When used as directed, Nicorette mini Lozenges help you regulate, control, and gradually reduce your body's craving for nicotine.

The good news is that Nicorette mini Lozenges contain no tar or carbon monoxide, and therefore don't present the same medical risks as cigarettes.

However, the lozenges still deliver nicotine, the addictive ingredient in cigarettes. And for some people the nicotine in Nicorette mini Lozenges can occasionally cause mouth or throat irritation, headaches, nausea, hiccups, upset stomach or dizziness.

USING Nicorette mini LOZENGES PROPERLY.

Remember, Nicorette mini Lozenges

aren't like ordinary lozenges such as cough drops. This lozenge is designed to deliver nicotine into your system through the lining of your mouth, not in your stomach, like most other medicines. It is important to minimize swallowing the dissolved medicine in these lozenges so that it can be properly absorbed in your mouth.

Do not use more than one lozenge at a time, or many lozenges one after another, since this can cause hiccups, heartburn, nausea or other side effects.

Read all the following instructions before using Nicorette mini Lozenges. Refer to them often to make sure you're using Nicorette mini Lozenges correctly.

IMPORTANT: Don't worry or give up if you do not like the taste of the

©2009 GlaxoSmithKline

Lozenge at first. Nicorette mini Lozenges are a medication, not a candy. Most people get used to the taste after a day or two. Remember, staying with the plan will help you quit. Stop smoking completely before you start using Nicorette mini Lozenges.

- 1) Remove the Nicorette mini Lozenge from the immediate container. Place the lozenge in your mouth and allow the lozenge to slowly dissolve (about 10 minutes). Minimize swallowing. Do not chew or swallow the lozenge. You may feel a warm or tingling sensation.

- 2) Occasionally move the lozenge from one side of your mouth to the other side until completely dissolved (about 10 minutes).

To reduce cravings or urges to smoke and other withdrawal symptoms, use Nicorette mini Lozenges according to the following dosage schedule.


Weeks 1 through 6	Weeks 7 through 9	Weeks 10 through 12
1 lozenge every 1 to 2 hours	1 lozenge every 2 to 4 hours	1 lozenge every 4 to 8 hours

Do not use more than 5 lozenges in 6 hours. Do not use more than 20 lozenges per day. Stop using the lozenge at the end of 12 weeks (3 months).

FOR THE BEST CHANCE OF QUITTING, use Nicorette mini Lozenges on a regular schedule, using at least 9 lozenges a day during the



- **A FREE,** custom-tailored plan to help you break the psychological addiction to smoking.
- Throughout your quit attempt, you will receive personalized advice on how to cope with situations that make you want to smoke.






www.committedquitters.com

or call 1-800-770-0708

and ask for your **FREE** Individualized Stop Smoking Program

- You will be personally interviewed by a plan specialist to understand your specific needs and to design a Stop Smoking Plan just for you.

¹³



GLAXO
SMITHKLINE
brought to you by

Nicorette

nicothine polacrilex lozenges

mini Lozenge

and GlaxoSmithKline

NICORETTE, COMMITTED QUITTERS®, and associated logo designs and overall trade dress designs are trademarks owned and/or licensed to GlaxoSmithKline or its affiliated companies.
Call Between 7 am and 12 midnight EST or email online 24 hours a day
(ONE PLAN PER CUSTOMER) Read and follow label directions

first 6 weeks. That will help your body better adjust to the lack of cigarettes and better help prevent cravings. Some people may need more Lozenges to reduce their cravings. Do not exceed the recommended maximum daily dosage of 20 lozenges per day. Do not continuously use one Lozenge after another, since this may cause you hiccup, heartburn, nausea or other side effects.

Do not eat or drink 15 minutes before using or while the lozenge is in your mouth.

CUTTING BACK ON YOUR Nicorette oral LOZENGES USAGE.

The whole reason for using Nicorette oral Lozenges is to decrease and slowly eliminate your need for nicotine, while you control cravings. So, as the above

schedule indicates, you should gradually reduce the amount of Nicorette oral Lozenges you take per day. Some people find it easier to reduce by substituting ordinary sweets or sugar free candy for some of the Nicorette oral Lozenges they would normally use. As time goes on, you can increase the number of pieces of candy as you further reduce your use of Nicorette oral Lozenges. Stop using Nicorette oral Lozenges at the end of week 12. If you still feel the need to use Nicorette oral Lozenges after week 12, talk with your doctor.

MAKE QUITTING EASIER ON YOURSELF

Soon after your quit date, parties, bars, celebrations, and socializing may all tempt you to smoke. Please remember

these tips to help you resist those urges and stay smoke-free.

The Day You Quit Smoking:

- Look to your family and friends for support. Let them know what to do or avoid doing to help you quit.
- Throw away ALL cigarettes, ashtrays, matches, lighters. You don't need them. You don't want them and you want to make it difficult to go back.
- Keep yourself occupied. Take a walk. See a movie. See friends. Do anything to keep your mind off cigarettes.
- Calculate all the money you'll save by not buying cigarettes. Probably well over \$1,000 a year! \$1,000 a year! Think of what you can spend it on!

- Know what situations are going to make you want to smoke. Plan now how you'll avoid them or deal with them so you don't smoke.

- Keep Nicorette nasal Lozenges next to your bed so you're prepared when you get up. A lot of people get cravings first thing in the morning.
- Make an appointment to see your dentist and get the tobacco stains cleaned off. While you're getting rid of the evidence of cigarettes in the house, do the same for your teeth. Have clothes or drapes that smell of smoking cleaned.
- Now that your house is smoke-free, try to spend most of your time in smoke-free environments.

- If you usually smoked with coffee or alcohol, try to keep away from them for now. Remember you are also trying to break a habit.
- Smoking is a "hands-on" habit. So use something else to occupy your hands: a rubber band or a pen.
- Now's a good time to get active. Find activities to take your mind off cigarettes and relax. Take up jogging, swimming, or walking.
- Don't stress out about gaining weight. Dieting now may weaken your efforts to quit smoking. Eat sensibly and exercise daily; drink large quantities of water and fruit juices; this can help your chances of staying smoke-free.

- Laugh. Watch a sitcom. Read a comic book. It really helps.
- REMEMBER:** Urges to smoke are temporary. They'll pass, even if you don't smoke.

WHAT YOU CAN EXPECT.

As you are successful at staying smoke-free, initially you will probably notice a few of the following typical withdrawal symptoms, so don't be surprised. Use of Nicorette oral Lozenges reduces these symptoms, but may not eliminate them entirely. They will go away with time. Stay focused on your goal of becoming an ex-smoker. Research shows that if you manage to avoid all smoking in the first week (that means not having a single puff), your chances of success increase dramatically.

The First Few Days. You may feel nervous or irritable or have difficulty concentrating during the first few days after you quit smoking. Your body needs time to regain balance. Initially, you might feel a little out of sorts, get headaches, feel light-headed, or have trouble sleeping. Your smoker's cough may get worse before it improves. But fear not, it's a positive sign. Coughing helps clean your lungs of the tar residue you got from smoking.

After a Couple of Weeks. Your confidence and ability to cope with urges to smoke should be getting stronger. But don't be over-confident and think you can smoke just one cigarette. Even now, having even a single puff can lead to a return to smoking cigarettes regularly. Be prepared, and remember why you wanted to stop smoking.

©2009 GlaxoSmithKline

Have you noticed that your sense of taste and smell has improved? You are probably coughing less and finding it easier to breathe. You've also probably noticed your withdrawal symptoms are subsiding (though don't worry if they're still there; they last longer for some people). These are all positive signs that your body is getting used to your success at stopping smoking.

By The End of The First Month. You are less likely to have cravings for cigarettes as often. However, sudden cravings may still happen, and when they do, be on your guard, as they can be strong and seem to come out of the blue. Be prepared for these challenging times. The key is do what you can so these unexpected cravings can't beat you. Keep focused on the ways non-smokers are more attractive than

smokers. Their breath smells better. Their clothes and hair are fresher. Their teeth are cleaner and brighter. Their skin is less likely to wrinkle. Not smoking around children and your friends is also healthier for them too.

What if You Do Slip And Smoke?
"What if I relapse?" One cigarette is a slip-up, but it's not the end of the quit effort. Everybody slips at something; the key is this: forgive yourself and stop at that one cigarette. Don't let this slip ruin your good intentions. Keep at your quit attempt. So, throw out your cigarettes and continue with your quit attempt, keeping in mind what went wrong and led to the slip.

If you do go back to smoking, certainly don't throw out your Nicorette mini

Lozenges. Keep them for the next time you're ready to quit. In fact research says that even if you are back to smoking regularly the best thing you can do is learn and try again.

Try to understand the reason you had those cigarettes that made you slip. That's important, because now you can plan better to deal with these moments next time. It's true you stumbled, but don't think of yourself as having failed. Encourage yourself by treating the last attempt as a learning experience, even a "trial run" for the real thing.

Take a look at the usage instructions and check that you used the Nicorette mini Lozenges correctly and for the full 12 weeks of the program. When you try again make sure you use enough and the right way. That way you'll be best equipped to

deal with the unexpected cravings. Don't forget; quitting isn't easy and it takes practice to do anything. Stopping smoking is no different.

YOU'VE MADE IT.

Once your twelve week quitting program is over, you've taken your first Nicorette mini Lozenges. Now you are both cigarette and nicotine-free. Get up and give yourself a standing ovation. We mean it. Do you realize that you have just done a really difficult thing?

Now's a good time to think back on the process. Think of all your reasons for quitting smoking. Think of your goals. Think of how they're going to be a reality now.

Think of what you're going to do with

your newly liberated cigarette money. The pieces you can now go smoke-free. Think of the extra time you may have added to your life and what you can do with it. And although you may still experience the occasional temptation, and cigarettes still want you back, think positively. Think forward. And consider yourself a proud non-smoker.

FREQUENTLY ASKED QUESTIONS

1. When I stop smoking and start using Nicorette mini Lozenges how will I feel? Nicorette mini Lozenges help reduce cravings, but be prepared for some nicotine withdrawal symptoms. After you stop smoking they can begin almost at once and are normally at their strongest during the first three or four days. For some people, any of the following may occur:

©2008 ~~GlaxoSmithKline~~

- unexpected craving or urges for cigarettes
- anxiety, irritability, restlessness, mood changes, nervousness
- drowsiness
- trouble concentrating
- increased appetite and weight gain
- headaches, muscular pain, constipation, fatigue

Nicorette nasal Lozenges are designed to reduce the craving for nicotine you use to satisfy with cigarettes.

Nicorette nasal Lozenges can also help provide relief from other withdrawal symptoms such as irritability and nervousness.

2. Are Nicorette nasal Lozenges just another type of nicotine addiction for another Nicorette nasal Lozenges do contain

nicotine, however there is probably less nicotine in your daily dose of Lozenges than in your cigarettes.

Nicorette nasal Lozenges give you enough nicotine to help you combat the physical withdrawal symptoms so you can cope with the mental side of stopping smoking. Also, since the nicotine from the lozenges goes into your blood stream more slowly, it produces less of the effects of nicotine that people find rewarding, in fact, when used as directed in the 12 week program, Nicorette nasal Lozenges gradually wean you off your dependence for both nicotine and cigarettes. Remember, don't use Nicorette nasal Lozenges together with nicotine patches or other nicotine containing products.

3. Can Nicorette nasal Lozenges do any harm?

Yes. Nicorette nasal Lozenges do contain

Some people with conditions like heart disease or people taking prescription medicine for asthma or depression should not use this product without talking to their doctor—Check the IMPORTANT WARNINGS on page 5.

You may also experience side effects such as hiccups, mouth or throat irritation, heartburn or other stomach problems such as nausea especially if Nicorette mini Lozenges are chewed or swallowed. In any case, Nicorette mini Lozenges do not contain the tar, carbon monoxide, and other toxins present in cigarette smoke.

4. Will I put on weight?
In the first couple of months after quitting smoking, some people do put on a few pounds. But think of it this way. Overall, you'll be healthier and look

better. You can always tackle your weight by changing your diet and increasing the amount you exercise once you have gotten through the difficult part of stopping smoking.

5. Does taking Nicorette mini Lozenges cost more than smoking? If you normally smoke a pack and a half a day, your total cost of using Nicorette mini Lozenges during the 12-week period is about the same as smoking. But guess what? After you've finished the Nicorette mini Lozenge program all that money you used to spend on cigarettes is now savings. And think of the health issues you'll hopefully be able to avoid.

6. What if I have a cigarette and start smoking?
Don't panic. First, don't think badly of

©2009 GlaxoSmithKline



yourself. Throw away your cigarettes and forgive yourself. Then think about what went wrong and get back on track. In fact, people who have already tried to stop smoking are more likely to be successful the next time.

CHALLENGES TO WATCH FOR.

Once you quit smoking, you are likely to experience periodic, and sometimes intense, temptations to smoke. Certain situations present special challenges. Some common ones include:

Stress and upset.
When you are feeling stressed or upset, you may think a cigarette will make everything better. It won't. Find other ways to relax and unwind.

The blues.

You may be especially vulnerable when you feel bored or blue.

Remember that having a cigarette will just make you feel worse.

Smoking cues.

Seeing cigarettes or watching other people smoke can trigger temptation. Remember that you choose not to smoke anymore.

Alcohol.

Drinking and smoking seem to go together, and alcoholic beverages may weaken your resolve, making drinking dangerous to your quit effort. Avoid drinking early in your quit effort, and try to drink with non-smokers.

Automatic slips.

Sometimes you may find yourself preparing to smoke without even realizing it. Watch out for those moments when your hand seems to "automatically reach for a cigarette."

Watch out for these situations; they can trigger a relapse. You probably know which one(s) are most dangerous for you; plan ahead to deal with the situation effectively. Always remember that you're trying to break a habit, and the most important thing is to do something to combat the urge in these situations.

COMING AFTER QUITTING.

The key to staying smoke-free is to prepare for and cope with challenges as they occur. If you find yourself tempted to smoke, do something! Here are some things to consider.

- Escape. Leave the situation, even for a few minutes. Most temptations don't last long.
- Distract yourself. Get your mind off smoking. Think of something else or

get busy with something.

- Relax. Don't let stress get to you. Think of pleasant, relaxing things; breathe slowly and regularly. Let the stress drain out of you.

- Talk yourself out of it. What you say to yourself matters. So, remind yourself how important it is for you to quit; remind yourself you can't have just one; or just command yourself to STOP.

For more information please visit www.walgreens.com

©2008 Walgreen

000000X



PLACE THESE REMINDERS ON
YOUR CALENDAR:

AT BEGINNING OF WEEK #1
(QUIT DATE)

AT BEGINNING OF WEEK #7



AT BEGINNING OF WEEK #10

12 WEEKS AFTER QUIT DATE

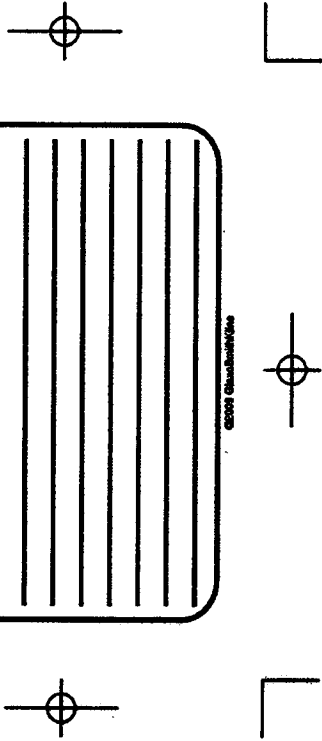
©2009 GlaxoSmithKline

WALLET CARD

My most important reasons to quit smoking are:

Handwriting lines for recording reasons to quit smoking.

©2008 GlaxoSmithKline





000000

WALLET CARD

WHERE TO CALL FOR HELP:

American Lung Association
1-800-558-4872

American Cancer Society
1-800-227-2345

American Heart Association
1-800-242-8721

Quitting Buddy or Friend who has Quit



©2008 GlaxoSmithKline