

**CENTER FOR DRUG EVALUATION AND
RESEARCH**

APPLICATION NUMBER:

208401Orig1s000

LABELING

HIGHLIGHTS OF PRESCRIBING INFORMATION

These highlights do not include all the information needed to use QBRELIS safely and effectively. See full prescribing information for QBRELIS.

QBRELIS (lisinopril) oral solution
Initial US Approval: 1988

WARNING: FETAL TOXICITY

See full prescribing information for complete boxed warning.

- When pregnancy is detected, discontinue QBRELIS as soon as possible. (5.1)
- Drugs that act directly on the rennin-angiotensin system can cause injury and death to the developing fetus. (5.1)

INDICATIONS AND USAGE

QBRELIS is an angiotensin converting enzyme (ACE) inhibitor indicated for:

- Treatment of hypertension in adults and pediatric patients 6 years of age and older (1.1)
- Adjunct therapy for heart failure (1.2)
- Treatment of Acute Myocardial Infarction (1.3)

DOSAGE AND ADMINISTRATION

- Hypertension: Initial adult dose is 10 mg once daily. Titrate up to 40 mg daily based on blood pressure response. Initiate patients on diuretics at 5 mg once daily. (2.1)
- Pediatric patients with glomerular filtration rate > 30 mL/min/1.73m²: Initial dose in patients 6 years of age and older is 0.07 mg per kg (up to 5 mg total) once daily. (2.1)
- Heart Failure: Initiate with 5 mg once daily. Increase dose as tolerated to 40 mg daily. (2.2)
- Acute Myocardial Infarction (MI): Give 5 mg within 24 hours of MI followed by 5 mg after 24 hours, then 10 mg once daily. (2.3)
- Renal Impairment: For patients with creatinine clearance ≥ 10 mL/min and ≤ 30 mL/min, halve usual initial dose. For patients with creatinine clearance < 10 mL/min or on hemodialysis, the recommended initial dose is 2.5 mg. (2.4)

DOSAGE FORMS AND STRENGTHS

Oral solution: 1 mg/mL (3)

FULL PRESCRIBING INFORMATION: CONTENTS*

WARNING: FETAL TOXICITY

1 INDICATIONS AND USAGE

- 1.1 Hypertension
- 1.2 Heart Failure
- 1.3 Reduction of Mortality in Acute Myocardial Infarction

2 DOSAGE AND ADMINISTRATION

- 2.1 Hypertension
- 2.2 Heart Failure
- 2.3 Reduction of Mortality in Acute Myocardial Infarction
- 2.4 Dose in Patients with Renal Impairment

3 DOSAGE FORMS AND STRENGTHS

4 CONTRAINDICATIONS

5 WARNINGS AND PRECAUTIONS

- 5.1 Fetal Toxicity
- 5.2 Angioedema and Anaphylactoid Reactions
- 5.3 Impaired Renal Function
- 5.4 Hypotension
- 5.5 Hyperkalemia
- 5.6 Hepatic Failure

6 ADVERSE REACTIONS

- 6.1 Clinical Trials Experience
- 6.2 Post-marketing Experience

7 DRUG INTERACTIONS

- 7.1 Diuretics
- 7.2 Antidiabetics

CONTRAINDICATIONS

- Angioedema or a history of hereditary or idiopathic angioedema (4)
- Hypersensitivity (4)
- Co-administration of aliskiren with QBRELIS in patients with diabetes (4, 7.4)

WARNINGS AND PRECAUTIONS

- Angioedema: Discontinue QBRELIS; provide appropriate therapy and monitor until resolved. (5.2)
- Renal impairment: Monitor renal function periodically. (5.3)
- Hypotension: Patients with other heart or renal diseases have increased risk, monitor blood pressure after initiation. (5.4)
- Hyperkalemia: Monitor serum potassium periodically. (5.5)
- Cholestatic jaundice and hepatic failure: Monitor for jaundice or signs of liver failure. (5.6)

ADVERSE REACTIONS

Common adverse reactions (events 2% greater than placebo) by use:

- Hypertension: headache, dizziness and cough (6.1)
- Heart Failure: hypotension and chest pain (6.1)
- Acute Myocardial Infarction: hypotension (6.1)

To report SUSPECTED ADVERSE REACTIONS, contact Silvergate Pharmaceuticals, Inc., at 1-855-379-0383 or FDA at 1-800-FDA-1088 or www.fda.gov/medwatch.

DRUG INTERACTIONS

- Diuretics: Excessive drop in blood pressure (7.1)
- NSAIDs: Increased risk of renal impairment and loss of antihypertensive efficacy (7.3)
- Dual inhibition of the renin-angiotensin system: Increased risk of renal impairment, hypotension and hyperkalemia (7.4)
- Lithium: Symptoms of lithium toxicity (7.5)
- Gold: Nitritoid reactions have been reported (7.6)

USE IN SPECIFIC POPULATIONS

- Lactation: Advise not to breastfeed (8.2)
- Race: Less antihypertensive effect in Blacks than non-Blacks (8.6)

See 17 for PATIENT COUNSELING INFORMATION

Revised: 07/2016

- 7.3 Non-Steroidal Anti-Inflammatory Agents Including Selective Cyclooxygenase-2 Inhibitors (COX-2 Inhibitors)
- 7.4 Dual Blockade of the Renin-Angiotensin System (RAS)
- 7.5 Lithium
- 7.6 Gold
- 7.7 mTOR Inhibitors

8 USE IN SPECIFIC POPULATIONS

- 8.1 Pregnancy
- 8.2 Lactation
- 8.4 Pediatric Use
- 8.5 Geriatric Use
- 8.6 Race
- 8.7 Renal Impairment

10 OVERDOSAGE

11 DESCRIPTION

12 CLINICAL PHARMACOLOGY

- 12.1 Mechanism of Action
- 12.2 Pharmacodynamics
- 12.3 Pharmacokinetics

13 NONCLINICAL TOXICOLOGY

- 13.1 Carcinogenesis, Mutagenesis, Impairment of Fertility

14 CLINICAL STUDIES

- 14.1 Hypertension
- 14.2 Heart Failure
- 14.3 Acute Myocardial Infarction

16 HOW SUPPLIED/STORAGE AND HANDLING

17 PATIENT COUNSELING INFORMATION

*Sections or subsections omitted from the full prescribing information are not listed.

FULL PRESCRIBING INFORMATION

WARNING: FETAL TOXICITY

- When pregnancy is detected, discontinue QBRELIS as soon as possible [*see Warnings and Precautions (5.1)*].
- Drugs that act directly on the renin-angiotensin system can cause injury and death to the developing fetus [*see Warnings and Precautions (5.1)*].

1 INDICATIONS AND USAGE

1.1 Hypertension

QBRELIS is indicated for the treatment of hypertension in adult patients and pediatric patients 6 years of age and older to lower blood pressure. Lowering blood pressure lowers the risk of fatal and nonfatal cardiovascular events, primarily strokes and myocardial infarctions. These benefits have been seen in controlled trials of antihypertensive drugs from a wide variety of pharmacologic classes.

Control of high blood pressure should be part of comprehensive cardiovascular risk management, including, as appropriate, lipid control, diabetes management, antithrombotic therapy, smoking cessation, exercise, and limited sodium intake. Many patients will require more than 1 drug to achieve blood pressure goals. For specific advice on goals and management, see published guidelines, such as those of the National High Blood Pressure Education Program's Joint National Committee on Prevention, Detection, Evaluation, and Treatment of High Blood Pressure (JNC).

Numerous antihypertensive drugs from a variety of pharmacologic classes and with different mechanisms of action have been shown in randomized controlled trials to reduce cardiovascular morbidity and mortality, and it can be concluded that it is blood pressure reduction, and not some other pharmacologic property of the drugs, that is largely responsible for those benefits. The largest and most consistent cardiovascular outcome benefit has been a reduction in the risk of stroke, but reductions in myocardial infarction and cardiovascular mortality also have been seen regularly.

Elevated systolic or diastolic pressure causes increased cardiovascular risk, and the absolute risk increase per mmHg is greater at higher blood pressures, so that even modest reductions of severe hypertension can provide substantial benefit. Relative risk reduction from blood pressure reduction is similar across populations with varying absolute risk, so the absolute benefit is greater in patients who are at higher risk independent of their hypertension (for example, patients with diabetes or hyperlipidemia), and such patients would be expected to benefit from more aggressive treatment to a lower blood pressure goal.

Some antihypertensive drugs have smaller blood pressure effects (as monotherapy) in Black patients, and many antihypertensive drugs have additional approved indications and effects

(e.g., on angina, heart failure, or diabetic kidney disease). These considerations may guide selection of therapy.

QBRELIS may be administered alone or with other antihypertensive agents [*see Clinical Studies (14.1)*].

1.2 Heart Failure

QBRELIS is indicated to reduce signs and symptoms of systolic heart failure [*see Clinical Studies (14.2)*].

1.3 Reduction of Mortality in Acute Myocardial Infarction

QBRELIS is indicated for the reduction of mortality in treatment of hemodynamically stable patients within 24 hours of acute myocardial infarction. Patients should receive, as appropriate, the standard recommended treatments such as thrombolytics, aspirin and beta-blockers [*see Clinical Studies (14.3)*].

2 DOSAGE AND ADMINISTRATION

2.1 Hypertension

Adults

Initial Therapy in adults: The recommended initial dose is 10 mg taken orally once a day. Adjust dosage as needed according to blood pressure response. The usual dosage range is 20 to 40 mg per day administered in a single daily dose. Doses up to 80 mg per day have been used but do not appear to give greater effect.

Use with diuretics in adults

If blood pressure is not controlled with QBRELIS alone, a low dose of a diuretic may be added (e.g., hydrochlorothiazide, 12.5 mg). After the addition of a diuretic, it may be possible to reduce the dose of QBRELIS.

The recommended starting dose in adult patients with hypertension taking diuretics is 5 mg once per day.

Pediatric Patients 6 years of age and older with hypertension

For pediatric patients with glomerular filtration rate $> 30 \text{ mL/min/1.73m}^2$, the recommended starting dose is 0.07 mg per kg (up to 5 mg total) taken orally once daily. Dosage should be adjusted according to blood pressure response up to a maximum of 0.61 mg per kg (up to 40 mg) once daily. Doses above 0.61 mg per kg (or in excess of 40 mg) have not been studied in pediatric patients [*see Clinical Pharmacology (12.3)*].

QBRELIS is not recommended in pediatric patients less than 6 years of age or in pediatric patients with glomerular filtration rate $< 30 \text{ mL/min/1.73m}^2$ [see *Use in Specific Populations (8.4) and Clinical Studies (14.1)*].

2.2 Heart Failure

The recommended starting dose for QBRELIS, when used with diuretics and (usually) digitalis as adjunctive therapy for systolic heart failure, is 5 mg taken orally once daily. The recommended starting dose in these patients with hyponatremia (serum sodium $< 130 \text{ mEq/L}$) is 2.5 mg once daily. Increase as tolerated to a maximum of 40 mg once daily.

Diuretic dose may need to be adjusted to help minimize hypovolemia, which may contribute to hypotension [see *Warnings and Precautions (5.4), and Drug Interactions (7.1)*]. The appearance of hypotension after the initial dose of QBRELIS does not preclude subsequent careful dose titration with the drug, following effective management of the hypotension.

2.3 Reduction of Mortality in Acute Myocardial Infarction

Initiation

In hemodynamically stable patients within 24 hours of the onset of symptoms of acute myocardial infarction, give QBRELIS 5 mg orally, followed by 5 mg after 24 hours, and then 10 mg once daily. Dosing should continue for at least six weeks. In patients with a low systolic blood pressure ($\leq 120 \text{ mmHg}$ and $> 100 \text{ mmHg}$) during the first 3 days after the infarct initiate therapy with 2.5 mg once daily [see *Warnings and Precautions (5.4)*] and titrate up based on tolerability.

Maintenance

The usual maintenance dose is 10 mg once daily. If hypotension (systolic blood pressure $\leq 100 \text{ mmHg}$) occurs during maintenance treatment, give 5 mg once daily with temporary reductions to 2.5 mg if needed. If prolonged hypotension occurs (systolic blood pressure $< 90 \text{ mmHg}$ for more than 1 hour) QBRELIS should be withdrawn.

2.4 Dose in Patients with Renal Impairment

No dose adjustment of QBRELIS is required in patients with creatinine clearance $> 30 \text{ mL/min}$. In patients with creatinine clearance $\geq 10 \text{ mL/min}$ and $\leq 30 \text{ mL/min}$, reduce the initial dose of QBRELIS to half of the usual recommended dose, i.e., hypertension, 5 mg once daily; systolic heart failure, 2.5 mg once daily and acute myocardial infarction, 2.5 mg once daily. Up titrate as tolerated to a maximum of 40 mg daily. For patients on hemodialysis or creatinine clearance $< 10 \text{ mL/min}$, the recommended initial dose is 2.5 mg once daily [see *Use in Specific Populations (8.7) and Clinical Pharmacology (12.3)*].

3 DOSAGE FORMS AND STRENGTHS

QBRELIS oral solution is available in a 150 mL bottle containing 1 mg/mL of lisinopril solution. QBRELIS oral solution is a clear to slightly opalescent liquid.

4 CONTRAINDICATIONS

QBRELIS is contraindicated in patients with:

- a history of angioedema or hypersensitivity related to previous treatment with an angiotensin converting enzyme inhibitor
- hereditary or idiopathic angioedema

Do not co-administer aliskiren with QBRELIS in patients with diabetes [*see Drug Interactions (7.4)*].

5 WARNINGS AND PRECAUTIONS

5.1 Fetal Toxicity

Use of drugs that act on the renin-angiotensin system during the second and third trimesters of pregnancy reduces fetal renal function and increases fetal and neonatal morbidity and death. Resulting oligohydramnios can be associated with fetal lung hypoplasia and skeletal deformations. Potential neonatal adverse effects include skull hypoplasia, anuria, hypotension, renal failure, and death. When pregnancy is detected, discontinue QBRELIS as soon as possible [*see Use in specific Populations (8.1)*].

5.2 Angioedema and Anaphylactoid Reactions

Angioedema

Head and Neck Angioedema

Angioedema of the face, extremities, lips, tongue, glottis and/or larynx, including some fatal reactions, have occurred in patients treated with angiotensin converting enzyme inhibitors, including lisinopril, at any time during treatment. Patients with involvement of the tongue, glottis or larynx are likely to experience airway obstruction, especially those with a history of airway surgery. QBRELIS should be promptly discontinued and appropriate therapy and monitoring should be provided until complete and sustained resolution of signs and symptoms of angioedema has occurred.

Patients with a history of angioedema unrelated to ACE inhibitor therapy may be at increased risk of angioedema while receiving an ACE inhibitor [*see Contraindications (4)*]. ACE inhibitors have been associated with a higher rate of angioedema in Black than in non-Black patients.

Patients receiving coadministration of an ACE inhibitor and mTOR (mammalian target of rapamycin) inhibitor (e.g., temsirolimus, sirolimus, everolimus) therapy may be at increased risk for angioedema.

Intestinal Angioedema

Intestinal angioedema has occurred in patients treated with ACE inhibitors. These patients presented with abdominal pain (with or without nausea or vomiting); in some cases there was no prior history of facial angioedema and C-1 esterase levels were normal. In some cases, the angioedema was diagnosed by procedures including abdominal CT scan or ultrasound, or at surgery, and symptoms resolved after stopping the ACE inhibitor.

Anaphylactoid Reactions

Anaphylactoid Reactions During Desensitization

Two patients undergoing desensitizing treatment with hymenoptera venom while receiving ACE inhibitors sustained life-threatening anaphylactoid reactions.

Anaphylactoid Reactions During Dialysis

Sudden and potentially life threatening anaphylactoid reactions have occurred in some patients dialyzed with high-flux membranes and treated concomitantly with an ACE inhibitor. In such patients, dialysis must be stopped immediately, and aggressive therapy for anaphylactoid reactions must be initiated. Symptoms have not been relieved by antihistamines in these situations. In these patients, consideration should be given to using a different type of dialysis membrane or a different class of antihypertensive agent. Anaphylactoid reactions have also been reported in patients undergoing low-density lipoprotein apheresis with dextran sulfate absorption.

5.3 Impaired Renal Function

Monitor renal function periodically in patients treated with QBRELIS. Changes in renal function including acute renal failure can be caused by drugs that inhibit the renin-angiotensin system. Patients whose renal function may depend in part on the activity of the renin-angiotensin system (e.g., patients with renal artery stenosis, chronic kidney disease, severe congestive heart failure, post-myocardial infarction or volume depletion) may be at particular risk of developing acute renal failure on QBRELIS. Consider withholding or discontinuing therapy in patients who develop a clinically significant decrease in renal function on QBRELIS [see *Adverse Reactions (6.1)*, *Drug Interactions (7.4)*].

5.4 Hypotension

QBRELIS can cause symptomatic hypotension, sometimes complicated by oliguria, progressive azotemia, acute renal failure or death. Patients at risk of excessive hypotension include those with the following conditions or characteristics: heart failure with systolic blood pressure below 100 mmHg, ischemic heart disease, cerebrovascular disease, hyponatremia, high dose diuretic therapy, renal dialysis, or severe volume and/or salt depletion of any etiology.

In these patients, QBRELIS should be started under very close medical supervision and such patients should be followed closely for the first two weeks of treatment and whenever the dose of

QBRELIS and/or diuretic is increased. Avoid use of QBRELIS in patients who are hemodynamically unstable after acute MI.

Symptomatic hypotension is also possible in patients with severe aortic stenosis or hypertrophic cardiomyopathy.

Surgery/Anesthesia

In patients undergoing major surgery or during anesthesia with agents that produce hypotension, QBRELIS may block angiotensin II formation secondary to compensatory renin release. If hypotension occurs and is considered to be due to this mechanism, it can be corrected by volume expansion.

5.5 Hyperkalemia

Serum potassium should be monitored periodically in patients receiving QBRELIS. Drugs that inhibit the renin-angiotensin system can cause hyperkalemia. Risk factors for the development of hyperkalemia include renal insufficiency, diabetes mellitus, and the concomitant use of potassium-sparing diuretics, potassium supplements and/or potassium-containing salt substitutes [see *Drug Interactions (7.1)*].

5.6 Hepatic Failure

ACE inhibitors have been associated with a syndrome that starts with cholestatic jaundice or hepatitis and progresses to fulminant hepatic necrosis and sometimes death. The mechanism of this syndrome is not understood. Patients receiving ACE inhibitors who develop jaundice or marked elevations of hepatic enzymes should discontinue the ACE inhibitor and receive appropriate medical treatment.

6 ADVERSE REACTIONS

6.1 Clinical Trials Experience

Because clinical trials are conducted under widely varying conditions, adverse reaction rates observed in the clinical studies of a drug cannot be directly compared to rates in the clinical studies of another drug and may not reflect the rates observed in practice.

Hypertension

In clinical trials in patients with hypertension treated with lisinopril, 5.7% of patients on lisinopril discontinued with adverse reactions.

The following adverse reactions (events 2% greater on lisinopril than on placebo) were observed with lisinopril alone: headache (by 3.8%), dizziness (by 3.5%), and cough (by 2.5%).

Heart Failure

In patients with systolic heart failure treated with lisinopril for up to four years, 11% discontinued therapy with adverse reactions. In controlled studies in patients with heart failure, therapy was discontinued in 8.1% of patients treated with lisinopril for 12 weeks, compared to 7.7% of patients treated with placebo for 12 weeks.

The following adverse reactions (events 2% greater on lisinopril than on placebo) were observed with lisinopril: hypotension (by 3.8%), and chest pain (by 2.1%).

In the two-dose ATLAS trial [see *Clinical Studies (14.2)*] in heart failure patients, withdrawals due to adverse reactions were not different between the low and high dose groups, either in total number of discontinuation (17-18%) or in rare specific reactions (< 1%). The following adverse reactions, mostly related to ACE inhibition, were reported more commonly in the high dose group:

Table 1. Dose-related Adverse Drug Reactions: ATLAS trial

	High Dose (n=1568)	Low Dose (n=1596)
Dizziness	19%	12%
Hypotension	11%	7%
Creatinine increased	10%	7%
Hyperkalemia	6%	4%
Syncope	7%	5%

Acute Myocardial Infarction

Patients treated with lisinopril had a higher incidence of hypotension (by 5.3%) and renal dysfunction (by 1.3%) compared with patients not taking lisinopril.

Other clinical adverse reactions occurring in 1% or higher of patients with hypertension or heart failure treated with lisinopril in controlled clinical trials and do not appear in other sections of labeling are listed below:

Body as a whole: Fatigue, asthenia, orthostatic effects.

Digestive: Pancreatitis, constipation, flatulence, dry mouth, diarrhea.

Hematologic: Rare cases of bone marrow depression, hemolytic anemia, leukopenia/neutropenia and thrombocytopenia.

Endocrine: Diabetes mellitus, inappropriate antidiuretic hormone secretion.

Metabolic: Gout.

Skin: Urticaria, alopecia, photosensitivity, erythema, flushing, diaphoresis, cutaneous pseudolymphoma, toxic epidermal necrolysis, Stevens - Johnson syndrome, and pruritus.

Special Senses: Visual loss, diplopia, blurred vision, tinnitus, photophobia, taste disturbances, olfactory disturbance.

Urogenital: Impotence.

Miscellaneous: A symptom complex has been reported which may include a positive ANA, an elevated erythrocyte sedimentation rate, arthralgia/arthritis, myalgia, fever, vasculitis, eosinophilia, leukocytosis, paresthesia and vertigo. Rash, photosensitivity or other dermatological manifestations may occur alone or in combination with these symptoms.

Clinical Laboratory Test Findings

Serum Potassium: In clinical trials hyperkalemia (serum potassium greater than 5.7 mEq/L) occurred in 2.2% and 4.8% of lisinopril-treated patients with hypertension and heart failure, respectively [*see Warnings and Precautions (5.5)*].

Creatinine, Blood Urea Nitrogen: Minor increases in blood urea nitrogen and serum creatinine, reversible upon discontinuation of therapy, were observed in about 2% of patients with hypertension treated with lisinopril alone. Increases were more common in patients receiving concomitant diuretics and in patients with renal artery stenosis [*see Warnings and Precautions (5.4)*]. Reversible minor increases in blood urea nitrogen and serum creatinine were observed in 11.6% of patients with heart failure on concomitant diuretic therapy. Frequently, these abnormalities resolved when the dosage of the diuretic was decreased.

Patients with acute myocardial infarction in the GISSI-3 trial treated with lisinopril had a higher (2.4% versus 1.1% in placebo) incidence of renal dysfunction in-hospital and at six weeks (increasing creatinine concentration to over 3 mg/dL or a doubling or more of the baseline serum creatinine concentration).

Hemoglobin and Hematocrit: Small decreases in hemoglobin and hematocrit (mean decreases of approximately 0.4 g% and 1.3 vol%, respectively) occurred frequently in patients treated with lisinopril but were rarely of clinical importance in patients without some other cause of anemia. In clinical trials, less than 0.1% of patients discontinued therapy due to anemia.

6.2 Post-marketing Experience

The following adverse reactions have been identified during post-approval use of lisinopril that are not included in other sections of labeling. Because these reactions are reported voluntarily from a population of uncertain size, it is not always possible to reliably estimate their frequency or establish a causal relationship to drug exposure.

Other reactions include:

Metabolism and nutrition disorders

Hyponatremia [*see Warnings and Precautions (5.4)*], cases of hypoglycemia in diabetic patients on oral antidiabetic agents or insulin [*see Drug Interactions (7.2)*].

Nervous system and psychiatric disorders

Mood alterations (including depressive symptoms), mental confusion, hallucinations

Skin and subcutaneous tissue disorders

Psoriasis

7 DRUG INTERACTIONS

7.1 Diuretics

Initiation of QBRELIS in patients on diuretics may result in excessive reduction of blood pressure. The possibility of hypotensive effects with QBRELIS can be minimized by either decreasing or discontinuing the diuretic or increasing the salt intake prior to initiation of treatment with QBRELIS. If this is not possible, reduce the starting dose of QBRELIS [*see Dosage and Administration (2.2) and Warnings and Precautions (5.4)*].

QBRELIS attenuates potassium loss caused by thiazide-type diuretics. Potassium-sparing diuretics (spironolactone, amiloride, triamterene, and others) can increase the risk of hyperkalemia. Therefore, if concomitant use of such agents is indicated, monitor the patient's serum potassium frequently.

7.2 Antidiabetics

Concomitant administration of QBRELIS and antidiabetic medicines (insulins, oral hypoglycemic agents) may cause an increased blood-glucose-lowering effect with risk of hypoglycemia.

7.3 Non-Steroidal Anti-Inflammatory Agents Including Selective Cyclooxygenase-2 Inhibitors (COX-2 Inhibitors)

In patients who are elderly, volume-depleted (including those on diuretic therapy), or with compromised renal function, co-administration of NSAIDs, including selective COX-2 inhibitors, with ACE inhibitors, including lisinopril, may result in deterioration of renal function, including possible acute renal failure. These effects are usually reversible. Monitor renal function periodically in patients receiving lisinopril and NSAID therapy.

The antihypertensive effect of ACE inhibitors, including lisinopril, may be attenuated by NSAIDs.

7.4 Dual Blockade of the Renin-Angiotensin System (RAS)

Dual blockade of the RAS with angiotensin receptor blockers, ACE inhibitors, or aliskiren is associated with increased risks of hypotension, hyperkalemia, and changes in renal function (including acute renal failure) compared to monotherapy.

The VA NEPHRON trial enrolled 1448 patients with type 2 diabetes, elevated urinary-albumin-to-creatinine ratio, and decreased estimated glomerular filtration rate (GFR 30 to 89.9 mL/min), randomized them to lisinopril or placebo on a background of losartan therapy and followed them for a median of 2.2 years. Patients receiving the combination of losartan and lisinopril did not obtain any additional benefit compared to monotherapy for the combined endpoint of decline in GFR, end stage renal disease, or death, but experienced an increased incidence of hyperkalemia and acute kidney injury compared with the monotherapy group.

In general, avoid combined use of RAS inhibitors. Closely monitor blood pressure, renal function and electrolytes in patients on QBRELIS and other agents that affect the RAS.

Do not co-administer aliskiren with QBRELIS in patients with diabetes. Avoid use of aliskiren with QBRELIS in patients with renal impairment (GFR < 60 mL/min).

7.5 Lithium

Lithium toxicity has been reported in patients receiving lithium concomitantly with drugs, which cause elimination of sodium, including ACE inhibitors. Lithium toxicity was usually reversible upon discontinuation of lithium and the ACE inhibitor. Monitor serum lithium levels during concurrent use.

7.6 Gold

Nitritoid reactions (symptoms include facial flushing, nausea, vomiting and hypotension) have been reported rarely in patients on therapy with injectable gold (sodium aurothiomalate) and concomitant ACE inhibitor therapy including lisinopril.

7.7 mTOR Inhibitors

Patients taking concomitant mTOR inhibitor (e.g., temsirolimus, sirolimus, everolimus) therapy may be at increased risk for angioedema [*see Warnings and Precautions (5.2)*].

8 USE IN SPECIFIC POPULATIONS

8.1 Pregnancy

Risk Summary

QBRELIS can cause fetal harm when administered to a pregnant woman. Use of drugs that act on the renin-angiotensin system during the second and third trimesters of pregnancy reduces fetal renal function and increases fetal and neonatal morbidity and death. Most epidemiologic studies examining fetal abnormalities after exposure to antihypertensive use in the first trimester have not distinguished drugs affecting the renin-angiotensin system from other antihypertensive agents. When pregnancy is detected, discontinue QBRELIS as soon as possible.

The estimated background risk of major birth defects and miscarriage for the indicated population(s) are unknown. In the general U.S. population, the estimated background risk of

major birth defects and miscarriage in clinically recognized pregnancies is 2-4% and 15-20%, respectively.

Clinical Considerations

Disease-associated maternal and/or embryo/fetal risk

Hypertension in pregnancy increases the maternal risk for pre-eclampsia, gestational diabetes, premature delivery, and delivery complications (e.g., need for cesarean section, and post-partum hemorrhage). Hypertension increases the fetal risk for intrauterine growth restriction and intrauterine death. Pregnant women with hypertension should be carefully monitored and managed accordingly.

Fetal/Neonatal Adverse Reactions

Oligohydramnios in pregnant women who use drugs affecting the renin-angiotensin system in the second and third trimesters of pregnancy can result in the following: reduced fetal renal function leading to anuria and renal failure, fetal lung hypoplasia and skeletal deformations, including skull hypoplasia, hypotension, and death. In the unusual case that there is no appropriate alternative to therapy with drugs affecting the renin-angiotensin system for a particular patient, apprise the mother of the potential risk to the fetus.

Perform serial ultrasound examinations to assess the intra-amniotic environment. Fetal testing may be appropriate, based on the week of pregnancy. Patients and physicians should be aware, however, that oligohydramnios may not appear until after the fetus has sustained irreversible injury. Closely observe infants with histories of *in utero* exposure to QBRELIS for hypotension, oliguria, and hyperkalemia. If oliguria or hypotension occur in neonates with a history of *in utero* exposure to QBRELIS, support blood pressure and renal perfusion. Exchange transfusions or dialysis may be required as a means of reversing hypotension and substituting for disordered renal function.

8.2 Lactation

Risk Summary

No data are available regarding the presence of lisinopril in human milk or the effects of lisinopril on the breastfed infant or on milk production. Lisinopril is present in rat milk. Because of the potential for severe adverse reactions in the breastfed infant, advise women not to breastfeed during treatment with QBRELIS.

8.4 Pediatric Use

Antihypertensive effects and safety of lisinopril have been established in pediatric patients aged 6 to 16 years [*see Dosage and Administration (2.1) and Clinical Studies (14.1)*]. No relevant differences between the adverse reaction profile for pediatric patients and adult patients were identified.

Safety and effectiveness of lisinopril have not been established in pediatric patients under the age 6 or in pediatric patients with glomerular filtration rate < 30 mL/min/1.73 m² [see *Dosage and Administration* (2.1), *Clinical Pharmacology* (12.3), and *Clinical Studies* (14.1)].

Neonates with a history of *in utero* exposure to QBRELIS

If oliguria or hypotension occurs, direct attention toward support of blood pressure and renal perfusion. Exchange transfusions or dialysis may be required as a means of reversing hypotension and/or substituting for disordered renal function.

8.5 Geriatric Use

No dosage adjustment with QBRELIS is necessary in elderly patients. In a clinical study of lisinopril in patients with myocardial infarctions (GISSI-3 Trial), 4,413 (47%) were 65 and over, while 1,656 (18%) were 75 and over. In this study, 4.8 % of patients aged 75 years and older discontinued lisinopril treatment because of renal dysfunction vs. 1.3% of patients younger than 75 years. No other differences in safety or effectiveness were observed between elderly and younger patients, but greater sensitivity of some older individuals cannot be ruled out.

8.6 Race

ACE inhibitors, including QBRELIS, have an effect on blood pressure that is less in Black patients than in non-Blacks.

8.7 Renal Impairment

Dose adjustment of QBRELIS is required in patients undergoing hemodialysis or whose creatinine clearance is ≤ 30 mL/min. No dose adjustment of QBRELIS is required in patients with creatinine clearance > 30 mL/min [see *Dosage and Administration* (2.4) and *Clinical Pharmacology* (12.3)].

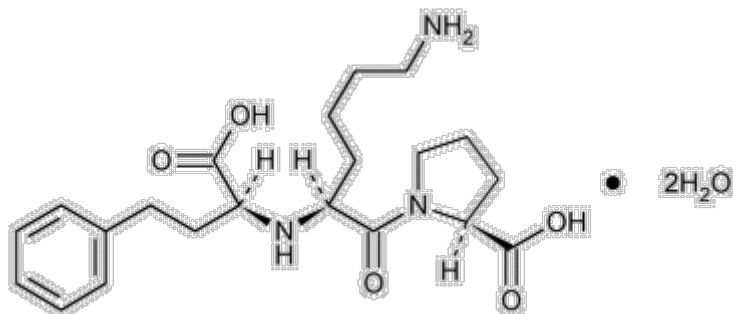
10 OVERDOSAGE

Following a single oral dose of 20 g/kg no lethality occurred in rats, and death occurred in one of 20 mice receiving the same dose. The most likely manifestation of overdosage would be hypotension, for which the usual treatment would be intravenous infusion of normal saline solution.

Lisinopril can be removed by hemodialysis [see *Clinical Pharmacology* (12.3)].

11 DESCRIPTION

Lisinopril is an oral long-acting angiotensin converting enzyme (ACE) inhibitor. Lisinopril is a synthetic peptide derivative that is manufactured as a dihydrate and is chemically described as 1-[N²-[(S)-1-Carboxy-3-phenylpropyl]-L-lysyl]-L-proline dihydrate. Its molecular formula is C₂₁H₃₁N₃O₅·2H₂O and its structural formula is:



Lisinopril is a white to off-white, crystalline powder, with a molecular weight of 441.52 (for dihydrate). It is soluble in water, sparingly soluble in methanol, and practically insoluble in ethanol.

QBRELIS (lisinopril), 1 mg/mL, is a ready-to-use aqueous formulation. Each 1 mL of the oral solution contains 1.09 mg of lisinopril dihydrate, which is equivalent to 1 mg of lisinopril as the active ingredient and the following inactive ingredients: purified water, xylitol, sodium citrate, citric acid, sodium benzoate, and either hydrochloric acid or sodium hydroxide which may be added for pH adjustment. The solution is clear to slightly opalescent. The pH of the solution ranges from 4.3 to 5.1. QBRELIS is supplied as 150 mL of the solution packaged in a 150-mL round, white, opaque, high-density polyethylene (HDPE) bottle with a white, polypropylene, child-resistant closure with a heat induction layered inner seal.

12 CLINICAL PHARMACOLOGY

12.1 Mechanism of Action

Lisinopril inhibits angiotensin-converting enzyme (ACE) in human subjects and animals. ACE is a peptidyl dipeptidase that catalyzes the conversion of angiotensin I to the vasoconstrictor substance, angiotensin II. Angiotensin II also stimulates aldosterone secretion by the adrenal cortex. The beneficial effects of lisinopril in hypertension and heart failure appear to result primarily from suppression of the renin-angiotensin-aldosterone system. Inhibition of ACE results in decreased plasma angiotensin II which leads to decreased vasopressor activity and to decreased aldosterone secretion. The latter decrease may result in a small increase of serum potassium. In hypertensive patients with normal renal function treated with lisinopril alone for up to 24 weeks, the mean increase in serum potassium was approximately 0.1 mEq/L; however, approximately 15% of patients had increases greater than 0.5 mEq/L and approximately 6% had a decrease greater than 0.5 mEq/L. In the same study, patients treated with lisinopril and hydrochlorothiazide for up to 24 weeks had a mean decrease in serum potassium of 0.1 mEq/L; approximately 4% of patients had increases greater than 0.5 mEq/L and approximately 12% had a decrease greater than 0.5 mEq/L [see *Clinical Studies (14.1)*]. Removal of angiotensin II negative feedback on renin secretion leads to increased plasma renin activity.

ACE is identical to kininase, an enzyme that degrades bradykinin. Whether increased levels of bradykinin, a potent vasodepressor peptide, play a role in the therapeutic effects of QBRELIS remains to be elucidated.

While the mechanism through which QBRELIS lowers blood pressure is believed to be primarily suppression of the renin-angiotensin-aldosterone system, QBRELIS is antihypertensive even in patients with low-renin hypertension. Although lisinopril was antihypertensive in all races studied, Black hypertensive patients (usually a low-renin hypertensive population) had a smaller average response to monotherapy than non-Black patients.

Concomitant administration of lisinopril and hydrochlorothiazide further reduced blood pressure in Black and non-Black patients and any racial differences in blood pressure response were no longer evident.

12.2 Pharmacodynamics

Hypertension

Adult Patients: Administration of lisinopril to patients with hypertension results in a reduction of both supine and standing blood pressure to about the same extent with no compensatory tachycardia. Symptomatic postural hypotension is usually not observed although it can occur and should be anticipated in volume and/or salt-depleted patients [see *Warnings and Precautions (5.4)*]. When given together with thiazide-type diuretics, the blood pressure lowering effects of the two drugs are approximately additive.

In most patients studied, onset of antihypertensive activity was seen at one hour after oral administration of an individual dose of lisinopril, with peak reduction of blood pressure achieved by 6 hours. Although an antihypertensive effect was observed 24 hours after dosing with recommended single daily doses, the effect was more consistent and the mean effect was considerably larger in some studies with doses of 20 mg or more than with lower doses; however, at all doses studied, the mean antihypertensive effect was substantially smaller 24 hours after dosing than it was 6 hours after dosing.

The antihypertensive effects of lisinopril are maintained during long-term therapy. Abrupt withdrawal of lisinopril has not been associated with a rapid increase in blood pressure, or a significant increase in blood pressure compared to pretreatment levels.

Non-Steroidal Anti-Inflammatory Agents

In a study in 36 patients with mild to moderate hypertension where the antihypertensive effects of lisinopril alone were compared lisinopril given concomitantly with indomethacin, the use of indomethacin was associated with a reduced effect, although the difference between the two regimens was not significant.

12.3 Pharmacokinetics

Adult Patients: QBRELIS is bioequivalent to lisinopril tablets under fasted and fed conditions.

Following oral administration of lisinopril tablets, peak serum concentrations of lisinopril occur within about 7 hours, although there was a trend to a small delay in time taken to reach peak serum concentrations in acute myocardial infarction patients. Food does not alter the bioavailability of lisinopril tablets. Declining serum concentrations exhibit a prolonged terminal

phase, which does not contribute to drug accumulation. This terminal phase probably represents saturable binding to ACE and is not proportional to dose. Upon multiple dosing, lisinopril exhibits an effective half-life of 12 hours.

Lisinopril does not appear to be bound to other serum proteins. Lisinopril does not undergo metabolism and is excreted unchanged entirely in the urine. Based on urinary recovery, the mean extent of absorption of lisinopril is approximately 25%, with large intersubject variability (6-60%) at all doses tested (5-80 mg). The absolute bioavailability of lisinopril is reduced to 16% in patients with stable NYHA Class II-IV congestive heart failure, and the volume of distribution appears to be slightly smaller than that in normal subjects. The oral bioavailability of lisinopril in patients with acute myocardial infarction is similar to that in healthy volunteers.

Impaired renal function decreases elimination of lisinopril, which is excreted principally through the kidneys, but this decrease becomes clinically important only when the glomerular filtration rate is below 30 mL/min. Above this glomerular filtration rate, the elimination half-life is little changed. With greater impairment, however, peak and trough lisinopril levels increase, time to peak concentration increases and time to attain steady state is prolonged [*see Dosage and Administration (2.4)*]. Lisinopril can be removed by hemodialysis.

Pediatric Patients: The pharmacokinetics of lisinopril were studied in 29 pediatric hypertensive patients between 6 years and 16 years with glomerular filtration rate > 30 mL/min/1.73 m². After doses of 0.1 to 0.2 mg per kg, steady state peak plasma concentrations of lisinopril occurred within 6 hours and the extent of absorption based on urinary recovery was about 28%. These values are similar to those obtained previously in adults. The typical value of lisinopril oral clearance (systemic clearance/absolute bioavailability) in a child weighing 30 kg is 10 L/h, which increases in proportion to renal function.

13 NONCLINICAL TOXICOLOGY

13.1 Carcinogenesis, Mutagenesis, Impairment of Fertility

There was no evidence of a tumorigenic effect when lisinopril was administered for 105 weeks to male and female rats at doses up to 90 mg per kg per day (about 56 or 9 times* the maximum recommended daily human dose, based on body weight and body surface area, respectively). There was no evidence of carcinogenicity when lisinopril was administered for 92 weeks to (male and female) mice at doses up to 135 mg per kg per day (about 84 times* the maximum recommended daily human dose). This dose was 6.8 times the maximum human dose based on body surface area in mice.

Lisinopril was not mutagenic in the Ames microbial mutagen test with or without metabolic activation. It was also negative in a forward mutation assay using Chinese hamster lung cells. Lisinopril did not produce single strand DNA breaks in an *in vitro* alkaline elution rat hepatocyte assay. In addition, lisinopril did not produce increases in chromosomal aberrations in an *in vitro* test in Chinese hamster ovary cells or in an *in vivo* study in mouse bone marrow.

There were no adverse effects on reproductive performance in male and female rats treated with up to 300 mg per kg per day of lisinopril. This dose is 188 times and 30 times the maximum human dose when based on mg/kg and mg/m², respectively.

Studies in rats indicate that lisinopril crosses the blood brain barrier poorly. Multiple doses of lisinopril in rats do not result in accumulation in any tissues. Milk of lactating rats contains radioactivity following administration of ¹⁴C lisinopril. By whole body autoradiography, radioactivity was found in the placenta following administration of labeled drug to pregnant rats, but none was found in the fetuses.

*Calculations assume a human weight of 50 kg and human body surface area of 1.62m².

14 CLINICAL STUDIES

14.1 Hypertension

Two dose-response studies utilizing a once-daily regimen were conducted in 438 mild to moderate hypertensive patients not on a diuretic. Blood pressure was measured 24 hours after dosing. An antihypertensive effect of lisinopril was seen with 5 mg of lisinopril in some patients. However, in both studies blood pressure reduction occurred sooner and was greater in patients treated with 10, 20 or 80 mg of lisinopril than patients treated with 5 mg of lisinopril.

In controlled clinical studies of patients with mild to moderate hypertension, patients were treated with lisinopril 20-80 mg daily, hydrochlorothiazide 12.5-50 mg daily or atenolol 50-200 mg daily; and in other studies of patients with moderate to severe hypertension, patients were treated with lisinopril 20-80 mg daily or metoprolol 100-200 mg daily. Lisinopril demonstrated superior reductions of systolic and diastolic compared to hydrochlorothiazide in a population that was 75% Caucasian. Lisinopril was approximately equivalent to atenolol and metoprolol in reducing diastolic blood pressure, and had somewhat greater effects on systolic blood pressure.

Lisinopril had similar blood pressure reductions and adverse effects in younger and older (> 65 years) patients. It was less effective in reducing blood pressure in Blacks than in Caucasians.

In hemodynamic studies of lisinopril in patients with essential hypertension, blood pressure reduction was accompanied by a reduction in peripheral arterial resistance with little or no change in cardiac output and in heart rate. In a study in nine hypertensive patients, following administration of lisinopril, there was an increase in mean renal blood flow that was not significant. Data from several small studies are inconsistent with respect to the effect of lisinopril on glomerular filtration rate in hypertensive patients with normal renal function, but suggest that changes, if any, are not large.

In patients with renovascular hypertension lisinopril has been shown to be well-tolerated and effective in reducing blood pressure [*see Warnings and Precautions (5.3)*].

Pediatric Patients: In a clinical study involving 115 hypertensive pediatric patients 6 to 16 years of age, patients who weighed < 50 kg received either 0.625, 2.5 or 20 mg of lisinopril once daily

and patients who weighed ≥ 50 kg received either 1.25, 5, or 40 mg of lisinopril once daily. At the end of 2 weeks, lisinopril lowered trough blood pressure in a dose-dependent manner with antihypertensive efficacy demonstrated at doses > 1.25 mg (0.02 mg per kg). This effect was confirmed in a randomized withdrawal phase, where the diastolic pressure rose by about 9 mmHg more in patients randomized to placebo than compared to patients who remained on the middle and high doses of lisinopril. The dose-dependent antihypertensive effect of lisinopril was consistent across several demographic subgroups: age, Tanner stage, gender, and race. In this study, lisinopril was generally well-tolerated.

In the above pediatric study, lisinopril was given either as tablets or in a suspension for those children who were unable to swallow tablets or who required a lower dose than is available in tablet form.

14.2 Heart Failure

Two placebo controlled, 12-week clinical studies compared the addition of lisinopril up to 20 mg daily to digitalis and diuretics alone. The combination of lisinopril, digitalis and diuretics reduced the following signs and symptoms of heart failure: edema, rales, paroxysmal nocturnal dyspnea and jugular venous distention. In one of the studies, the combination of lisinopril, digitalis and diuretics reduced orthopnea, presence of third heart sound and the number of patients classified as NYHA Class III and IV; and improved exercise tolerance. A large (over 3000 patients) survival study, the ATLAS Trial, comparing 2.5 and 35 mg of lisinopril in patients with systolic heart failure, showed that the higher dose of lisinopril had outcomes at least as favorable as the lower dose.

During baseline-controlled clinical trials, in patients with systolic heart failure receiving digitalis and diuretics, single doses of lisinopril resulted in decreases in pulmonary capillary wedge pressure, systemic vascular resistance and blood pressure accompanied by an increase in cardiac output and no change in heart rate.

14.3 Acute Myocardial Infarction

The Gruppo Italiano per lo Studio della Sopravvivenza nell'Infarto Miocardico (GISSI-3) study was a multicenter, controlled, randomized, unblinded clinical trial conducted in 19,394 patients with acute myocardial infarction (MI) admitted to a coronary care unit. It was designed to examine the effects of short-term (6 week) treatment with lisinopril, nitrates, their combination, or no therapy on short-term (6 week) mortality and on long-term death and markedly impaired cardiac function. Hemodynamically-stable patients presenting within 24 hours of the onset of symptoms were randomized, in a 2 x 2 factorial design, to six weeks of either 1) lisinopril alone (n=4841), 2) nitrates alone (n=4869), 3) lisinopril plus nitrates (n=4841), or 4) open control (n=4843). All patients received routine therapies, including thrombolytics (72%), aspirin (84%), and a beta blocker (31%), as appropriate, normally utilized in acute myocardial infarction (MI) patients.

The protocol excluded patients with hypotension (systolic blood pressure ≤ 100 mmHg), severe heart failure, cardiogenic shock, and renal dysfunction (serum creatinine > 2 mg per dL and/or proteinuria > 500 mg per 24 h). Patients randomized to lisinopril received 5 mg within 24 hours

of the onset of symptoms, 5 mg after 24 hours, and then 10 mg daily thereafter. Patients with systolic blood pressure less than 120 mmHg at baseline received 2.5 mg of lisinopril. If hypotension occurred, the lisinopril dose was reduced or if severe hypotension occurred lisinopril was stopped [see *Dosage and Administration* (2.3)].

The primary outcomes of the trial were the overall mortality at 6 weeks and a combined end point at 6 months after the myocardial infarction, consisting of the number of patients who died, had late (day 4) clinical congestive heart failure, or had extensive left ventricular damage defined as ejection fraction $\leq 35\%$ or an akinetic-dyskinetic [A-D] score $\geq 45\%$. Patients receiving lisinopril (n=9646), alone or with nitrates, had an 11% lower risk of death (p = 0.04) compared to patients who did not receive lisinopril (n=9672) (6.4% vs. 7.2%, respectively) at six weeks. Although patients randomized to receive lisinopril for up to six weeks also fared numerically better on the combined end point at 6 months, the open nature of the assessment of heart failure, substantial loss to follow-up echocardiography, and substantial excess use of lisinopril between 6 weeks and 6 months in the group randomized to 6 weeks of lisinopril, preclude any conclusion about this end point.

Patients with acute myocardial infarction, treated with lisinopril, had a higher (9.0% versus 3.7%) incidence of persistent hypotension (systolic blood pressure < 90 mmHg for more than 1 hour) and renal dysfunction (2.4% versus 1.1%) in-hospital and at six weeks (increasing creatinine concentration to over 3 mg per dL or a doubling or more of the baseline serum creatinine concentration) [see *Adverse Reactions* (6.1)].

16 HOW SUPPLIED/STORAGE AND HANDLING

QBRELIS (lisinopril), 1 mg/mL, is supplied as 150 mL of a clear to slightly opalescent, colorless aqueous oral solution with a sweet taste in a 150-mL high-density polyethylene (HDPE) bottle with a child-resistant cap (NDC 52652-3001-1).

Store at controlled room temperature 20°C-25°C (68°F-77°F) [see USP] in a tightly closed container. Protect from freezing and excessive heat.

17 PATIENT COUNSELING INFORMATION

Pregnancy: Tell female patients of childbearing age about the consequences of exposure to QBRELIS during pregnancy. Discuss treatment options with women planning to become pregnant. Tell patients to report pregnancies to their physicians as soon as possible.

Angioedema: Angioedema, including laryngeal edema may occur at any time during treatment with angiotensin converting enzyme inhibitors, including QBRELIS. Tell patients to report immediately any signs or symptoms suggesting angioedema (swelling of face, extremities, eyes, lips, tongue, difficulty swallowing or breathing) and to take no more drug until they have consulted with the prescribing physician.

Symptomatic Hypotension: Tell patients to report light-headedness especially during the first few days of therapy. If actual syncope occurs, tell the patient to discontinue the drug until they have consulted with the prescribing physician.

Tell patients that excessive perspiration and dehydration may lead to an excessive fall in blood pressure because of reduction in fluid volume. Other causes of volume depletion such as vomiting or diarrhea may also lead to a fall in blood pressure; advise patients accordingly.

Hyperkalemia: Tell patients to consult their physician prior to using salt substitutes containing potassium.

Hypoglycemia: Tell diabetic patients treated with oral antidiabetic agents or insulin starting an ACE inhibitor to monitor for hypoglycemia closely, especially during the first month of combined use [*see Drug Interactions (7.2)*].




Leukopenia/Neutropenia: Tell patients to report promptly any indication of infection (e.g., sore throat, fever), which may be a sign of leukopenia/neutropenia.

Manufactured for:

Silvergate Pharmaceuticals, Inc.
6251 Greenwood Plaza Blvd., Suite 101
Greenwood Village, CO 80111

LI-1607

07/2016

			<p style="text-align: center;">READY TO USE</p> <p style="text-align: center;">1 mg/mL Oral Solution (lisinopril) Qbrelis™ NDC 52652-3001-1</p>
<p style="text-align: center;">Each 1 mL contains 1 mg of lisinopril.</p> <p style="text-align: center;">Ensure seal is present and intact before using.</p> <p>Manufactured for: Silvergate Pharmaceuticals, Inc. 6251 Greenwood Plaza Blvd, Suite 101 Greenwood Village, CO 80111</p> <p>© Silvergate 2016</p> <p style="text-align: center;">Bar code for placement only</p>  <p style="text-align: center;">52652 3001 1</p>	<p style="text-align: center;">NDC 52652-3001-1</p> <p style="text-align: center;">Qbrelis™ (lisinopril) Oral Solution 1 mg/mL</p> <p style="text-align: center;">READY TO USE</p> <p style="text-align: center;">150 mL Rx Only</p> 	<p style="text-align: center;">USUAL DOSE: See accompanying prescribing information.</p> <p style="text-align: center;">KEEP THIS AND ALL MEDICATIONS OUT OF THE REACH OF CHILDREN.</p> <p style="text-align: center;">Store at room temperature, 20°C - 25°C (68°F - 77°F)</p> <p style="text-align: center;">Avoid freezing and excessive heat. Keep container tightly closed.</p> <div style="border: 1px solid green; padding: 10px; text-align: center; width: fit-content; margin: 0 auto;"> <p>2D FPO</p> </div>	<p style="text-align: center;">NDC 52652-3001-1</p> <p style="text-align: center;">Qbrelis™ (lisinopril) Oral Solution 1 mg/mL</p> <p style="text-align: center;">READY TO USE</p> <p style="text-align: center;">150 mL Rx Only</p> 

Carton size: 57mm x 59mm x 127.65mm. Lot number and expiration date will be embossed or printed on outer bottom carton fold in flap.

Arial 7 pt
↓
Arial 12 pt
Arial 20 pt
Arial 14 pt

Arial 11 pt

Trebuchet MS 12 pt

Manufactured for:
Silvergate Pharmaceuticals, Inc.
6251 Greenwood Plaza Blvd.
Suite 101
Greenwood Village, CO 80111
© Silvergate 2016

NDC 52652-3001-1

Qbrelis™
(lisinopril)
Oral Solution
1 mg/mL

READY TO USE

Each 1 mL contains
1 mg of lisinopril

Usual Dose:
See prescribing information.

Store at room temperature
20° - 25° C (68° - 77° F)
Avoid freezing and excessive heat.
Keep container tightly closed.

**KEEP THIS AND ALL
MEDICATIONS OUT OF THE
REACH OF CHILDREN**

Lot: Unvarnished
Exp:

152-3001-1

150 mL Silvergate Pharmaceuticals Inc. Rx Only 70032336

Arial 8 pt

Arial bold 8 pt
Arial 8 pt

Trebuchet MS 9

Arial 6 pt

Arial bold 6 pt

Arial 7

2 7/8" x 5" label



This is a representation of an electronic record that was signed electronically and this page is the manifestation of the electronic signature.

/s/

NORMAN L STOCKBRIDGE
07/29/2016