

**CENTER FOR DRUG EVALUATION AND  
RESEARCH**

*APPLICATION NUMBER:*

**202408Orig1s000**

**LABELING**

**HIGHLIGHTS OF PRESCRIBING INFORMATION**  
These highlights do not include all the information needed to use AVACLYR (acyclovir ophthalmic ointment) 3% safely and effectively. See full prescribing information for AVACLYR.

AVACLYR™ (acyclovir ophthalmic ointment) 3%  
For topical ophthalmic use  
Initial U.S. Approval: 1982

-----INDICATIONS AND USAGE-----  
AVACLYR (acyclovir ophthalmic ointment) 3%, a herpes simplex virus nucleoside analog DNA polymerase inhibitor, is indicated in the treatment of acute herpetic keratitis (dendritic ulcers) in patients with herpes simplex (HSV-1 and HSV-2) virus.

-----DOSAGE AND ADMINISTRATION-----  
Apply a 1 cm ribbon in the lower cul-de-sac of the affected eye 5 times per day until healed then 3 times per day for 7 days.

-----DOSAGE FORMS AND STRENGTHS-----  
AVACLYR is a topical sterile ointment containing 3% acyclovir.

-----CONTRAINDICATIONS-----  
AVACLYR is contraindicated in patients with a known hypersensitivity to acyclovir or valacyclovir.

-----ADVERSE REACTIONS-----  
The most common adverse reactions (2-10%) reported in patients were eye pain (stinging), punctate keratitis and follicular conjunctivitis.

To report SUSPECTED ADVERSE REACTIONS, contact Fera Pharmaceuticals, LLC at (414) 434-6604, or FDA at 1-800-FDA-1088, or [www.FDA.gov/medwatch](http://www.FDA.gov/medwatch).

See 17 for PATIENT COUNSELING INFORMATION

Revised: 12/2018

---

FULL PRESCRIBING INFORMATION:  
CONTENTS\*

1	INDICATIONS AND USAGE
2	DOSAGE AND ADMINISTRATION
3	DOSAGE FORMS AND STRENGTHS
4	CONTRAINDICATIONS
6	ADVERSE REACTIONS
7	DRUG INTERACTIONS
8	USE IN SPECIFIC POPULATIONS
	8.1 Pregnancy
	8.2 Lactation

8.4	Pediatric Use
8.5	Geriatric Use
10	OVERDOSAGE
11	DESCRIPTION
12	CLINICAL PHARMACOLOGY
13	NONCLINICAL TOXICOLOGY
	13.1 Carcinogenesis, Mutagenesis, Impairment of Fertility
14	CLINICAL STUDIES
16	HOW SUPPLIED/STORAGE AND HANDLING
17	PATIENT COUNSELING INFORMATION
*	Sections or subsections omitted from the full prescribing information are not listed

---

## FULL PRESCRIBING INFORMATION

### 1 INDICATIONS AND USAGE

AVACLYR is a sterile topical antiviral indicated for the treatment of acute herpetic keratitis (dendritic ulcers) in patients with herpes simplex (HSV-1 and HSV-2) virus.

### 2 DOSAGE AND ADMINISTRATION

The recommended dosing regimen is to apply a 1 cm ribbon of ointment in the lower cul-de-sac of the affected eye 5 times per day (approximately every 3 hours while awake) until the corneal ulcer heals and then a 1 cm ribbon 3 times per day for 7 days.

### 3 DOSAGE FORMS AND STRENGTHS

AVACLYR is a topical sterile ointment containing 3% acyclovir.

### 4 CONTRAINDICATIONS

AVACLYR is contraindicated for patients who develop sensitivity to acyclovir or valacyclovir.

### 6 ADVERSE REACTIONS

The most common adverse reactions (2-10%) reported in patients were eye pain (stinging), punctate keratitis and follicular conjunctivitis. Rare reports of blepharitis and very rare reports of immediate hypersensitivity reactions including angioedema and urticaria have been observed post-marketing in patients taking AVACLYR.

### 7 DRUG INTERACTIONS

No clinically significant interactions have been identified resulting from topical administration of other drugs concomitantly with AVACLYR.

### 8 USE IN SPECIFIC POPULATIONS

#### 8.1 Pregnancy:

##### Risk Summary

A prospective epidemiologic registry of acyclovir use from 1984 to 1999 indicated that the occurrence rate of birth defects in women exposed to systemically administered acyclovir during the first trimester of pregnancy (period of organogenesis) approximated that found in the general population. Likewise, oral and subcutaneous administration of acyclovir to pregnant mice, rats, and rabbits during organogenesis did not produce teratogenicity at clinically relevant doses [see *Animal Data*].

##### Data

##### *Human Data*

A prospective epidemiologic registry of acyclovir use during pregnancy was established in 1984 and completed in April 1999. There were 749 pregnancies followed in women exposed to systemically administered acyclovir during the first trimester of pregnancy resulting in 756 outcomes. The occurrence rate of birth defects approximates that found in the general population. However, the small size of the registry is insufficient to evaluate the risk for less common defects, or to permit reliable or definitive conclusions regarding the safety of acyclovir in pregnant women and their developing fetuses. The human maternal plasma level of acyclovir following ocular administration is unknown.

##### *Animal Data*

In published animal reproduction studies, acyclovir was not maternally toxic and did not produce teratogenicity in the mouse at oral doses up to 450 mg/kg/day (1100 times the maximum recommended human ophthalmic dose [RHOD] on a mg/m<sup>2</sup> basis, assuming 100% absorption), or in the rat and rabbit at subcutaneous doses up to 50 mg/kg/day (approximately 250 and 500 times the RHOD, respectively) when administered throughout the period of organogenesis.

Administration of acyclovir from postnatal days 3 to 21 did not produce adverse effects in neonatal rats at subcutaneous doses less than or equal to 20 mg/kg/day (100 times the RHOD).

#### 8.3 Lactation:

##### Risk Summary

Acyclovir concentrations have been documented in breast milk following oral administration of acyclovir. There is no information regarding the presence of acyclovir in human milk following ocular administration, the effects on the breastfed infant, or the

effects on milk production. The developmental and health benefits of breastfeeding should be considered along with the mother's clinical need for acyclovir, and any potential adverse effects on the breast-fed child from acyclovir or from the underlying maternal condition.

8.4 Pediatric Use: Safety and efficacy of Acyclovir ophthalmic ointment in pediatric patients below the age of two years has not been established.

8.5 Geriatric Use: No overall differences in safety or effectiveness have been observed between elderly and other adult patients..

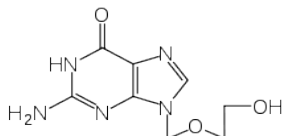
## 10 OVERDOSAGE

Overdosage of topical application of acyclovir 3% is unlikely because of minimal absorption.

## 11 DESCRIPTION

Acyclovir is a synthetic herpes simplex virus nucleoside analog DNA polymerase inhibitor. The drug substance is a white crystalline powder with the molecular formula of  $C_8H_{11}N_5O_3$  and a molecular weight of 225.2. The maximum solubility in water at 25°C is 1.41 mg/mL. The pka's of acyclovir are 2.52 and 9.35.

The chemical name of acyclovir is 2-amino-1,9-dihydro-9-[(2-hydroxyethoxy)methyl]6H-purin-6-one, it has the following chemical structure:



AVACLIR is a sterile ointment for topical administration in eyes. Each gram of ointment contains 30 mg of acyclovir in a white petrolatum base.

## 12 CLINICAL PHARMACOLOGY

### 12.1 Mechanism of Antiviral Action

Acyclovir is an antiviral drug [see *Microbiology* (12.4)].

### 12.3 Pharmacokinetics

It has not been possible to detect acyclovir concentrations in the blood by existing bioanalytical methods after topical application to the eye. Trace quantities are detectable in the urine but are not therapeutically relevant.

### 12.4 Microbiology

Acyclovir is a synthetic purine nucleoside analogue that is phosphorylated intracellularly by the viral encoded thymidine kinase (TK) of HSV into acyclovir monophosphate, a nucleotide analogue. The monophosphate is further converted into diphosphate by cellular guanylate kinase and into triphosphate by a number of cellular enzymes. In a biochemical reaction, acyclovir triphosphate inhibits replication of herpes viral DNA by competing with nucleotides for binding to the viral DNA polymerase and by incorporation into and termination of the growing viral DNA chain. The cellular thymidine kinase of normal, uninfected cells does not use acyclovir effectively as a substrate, hence toxicity to mammalian host cells is low.

**Antiviral Activities:** The quantitative relationship between the cell culture susceptibility of herpes virus to antivirals and the clinical response to therapy has not been established in humans, and virus sensitivity testing has not been standardized. Sensitivity testing results, expressed as the concentration of drug required to inhibit by 50% the growth of virus in cell culture ( $EC_{50}$ ), vary greatly depending upon a number of factors. Using plaque-reduction assays, on Vero cells, the median  $EC_{50}$  value of acyclovir against clinical herpes simplex virus isolates (subjects receiving placebo) was 1.3  $\mu$ M (range: < 0.56 to 3.3  $\mu$ M).

**Drug Resistance:** Resistance of HSV to acyclovir can result from qualitative and quantitative changes in the viral TK and/or DNA polymerase. Clinical isolates of HSV with reduced susceptibility to acyclovir have been recovered from immune compromised patients, especially with advanced HIV infection. While most of the acyclovir resistant mutant isolates thus far from

such patients have been found to be TK deficient, other mutant isolates involving the viral TK gene (TK partial and TK altered) or DNA polymerase have been identified. TK negative mutants may cause severe disease in infants and immune compromised adults. The possibility of viral resistance to acyclovir should be considered in immunocompromised patients who show poor clinical response during therapy.

### 13 NON-CLINICAL TOXICOLOGY

#### 13.1 Carcinogenesis, Mutagenesis, Impairment of Fertility:

Acyclovir was not shown to be carcinogenic in mouse and rat bioassays at oral doses up to 450mg/kg (approximately 1100 – 2200 times the maximum RHOD, on a mg/m<sup>2</sup> basis, assuming 100% absorption).

Acyclovir was tested in 16 *in vitro* and *in vivo* genetic toxicity assays. Acyclovir was found to be negative in the Ames test, positive in the *in vitro* mouse lymphoma assay (TK locus), and positive in the *in vitro* and *in vivo* assays for chromosomal effects.

In reproduction studies, acyclovir did not impair fertility or reproduction at oral doses up to 450 mg/kg/day in mice (1100 times the RHOD), or at subcutaneous doses of 25 mg/kg/day in rats (125 times the RHOD). At a dose of 50 mg/kg/day in rats and rabbits (250 and 500 times the RHOD, respectively), implantation efficiency was decreased.

### 14 CLINICAL STUDIES

In five randomized, double masked studies which enrolled a total of 238 subjects with dendritic herpetic keratitis, acyclovir ophthalmic ointment, 3% was either superior or as effective as idoxuridine ophthalmic ointment 0.5% or 1% in subjects with dendritic ulcers. Clinical resolution (healed ulcers) at Day 7 averaged 83% for acyclovir and 50% for idoxuridine

### 16 HOW SUPPLIED/STORAGE AND HANDLING

AVACLIR is available in a 3.5 g tin tube with a black low density polyethylene cap as a clear, colorless, sterile ophthalmic ointment for topical use containing 3% acyclovir active drug. Each tube is packaged in an individual carton.

3.5 g tube (NDC 48102-026-35)

Store at 20°C to 25°C (68°F to 77°F).

### 17 PATIENT COUNSELING INFORMATION

Advise patients to read the FDA-approved patient labelling.

#### *Administration*


Advise patients to wash hands well and pull down lower lid of the affected eye to form a pocket. Instruct the patient to apply a 1 cm (1/2 inch) ribbon of ointment in the pocket formed by the lower lid 5 times per day (approximately every 3 hours while awake). After application of the ointment, the patient should be advised to close their eye for 1-2 minutes. Excess ointment can be wiped away. Continue this dosing 5 times per day until the patient is advised by their physician that the corneal ulcer is healed. Once healed, instruct the patient to continue use of a 1 cm (1/2 inch) ribbon of ointment 3 times per day for 7 more days. [see *Dosage and Administration* (2)].

Manufactured for Fera Pharmaceuticals LLC, 134 Birch Hill Road, Locust Valley, NY 11560



PF028  
R0516





NDC 48102-028-35

**R** only


**Avaclyr™**  
(Acyclovir  
Ophthalmic  
Ointment) 3%

**Each gram contains:**  
acyclovir USP 30 mg  
in an ointment base of  
white petrolatum.

For Topical Ophthalmic Use.

**Sterile**      **3.5g Net Wt.**


**Usual Dosage:**  
See package insert  
for full prescribing  
information.



TF02835  
(01) 00348102028356  
R0516

**Storage:**  
Store at  
20°- 25°C  
(68°-77°F).

Mfd. for:  
**Fera Pharmaceuticals, LLC**  
Locust Valley, NY 11560



-----  
**This is a representation of an electronic record that was signed electronically. Following this are manifestations of any and all electronic signatures for this electronic record.**  
-----

/s/  
-----

WILEY A CHAMBERS  
03/29/2019 11:09:55 AM