

**CENTER FOR DRUG EVALUATION AND
RESEARCH**

APPLICATION NUMBER:

209899Orig1s000

LABELING

HIGHLIGHTS OF PRESCRIBING INFORMATION

These highlights do not include all the information needed to use ZEPOSIA safely and effectively. See full prescribing information for ZEPOSIA.

ZEPOSIA® (ozanimod) capsules, for oral use

Initial U.S. Approval: 2020

INDICATIONS AND USAGE

ZEPOSIA is a sphingosine 1-phosphate receptor modulator indicated for the treatment of relapsing forms of multiple sclerosis (MS), to include clinically isolated syndrome, relapsing-remitting disease, and active secondary progressive disease, in adults. (1)

DOSAGE AND ADMINISTRATION

- Assessments are required prior to initiating ZEPOSIA (2.1)
- Titration is required for treatment initiation (2.2)
- The recommended maintenance dosage is 0.92 mg orally once daily (2.2)
- If a dose is missed within the first 2 weeks of treatment, reinstate with the titration regimen (2.3)

DOSAGE FORMS AND STRENGTHS

Capsules: 0.23 mg, 0.46 mg, 0.92 mg (3)

CONTRAINDICATIONS

- In the last 6 months, experienced myocardial infarction, unstable angina, stroke, transient ischemic attack, decompensated heart failure requiring hospitalization, or Class III or IV heart failure (4)
- Presence of Mobitz type II second-degree or third degree atrioventricular (AV) block, sick sinus syndrome, or sino-atrial block, unless the patient has a functioning pacemaker (4)
- Severe untreated sleep apnea (4)
- Concomitant use of a monoamine oxidase inhibitor (4, 7.7)

WARNINGS AND PRECAUTIONS

- Infections:** ZEPOSIA may increase the risk of infections. Obtain a complete blood count (CBC) before initiation of treatment. Monitor for infection during treatment and for 3 months after discontinuation. Do not start ZEPOSIA in patients with active infections (5.1)
- Bradycardia and Atrioventricular Conduction Delays:** ZEPOSIA may result in transient decrease in heart rate; titration is required for treatment

initiation. Check an electrocardiogram (ECG) to assess for preexisting cardiac conduction abnormalities before starting ZEPOSIA. Consider cardiology consultation for conduction abnormalities or concomitant use with other drugs that decrease heart rate (2.1, 2.2, 5.2, 7.2)

- Liver Injury:** Discontinue if significant liver injury is confirmed. Obtain liver function tests before initiating ZEPOSIA (5.3)
- Fetal Risk:** Women of childbearing potential should use effective contraception during treatment and for 3 months after stopping ZEPOSIA (5.4)
- Increased Blood Pressure (BP):** Monitor BP during treatment (5.5)
- Respiratory Effects:** May cause a decline in pulmonary function. Assess pulmonary function (e.g., spirometry) if clinically indicated (5.6)
- Macular Edema:** A prompt ophthalmic evaluation is recommended if there is any change in vision while taking ZEPOSIA. Diabetes mellitus and uveitis increase the risk of macular edema; patients with a history of these conditions should have an ophthalmic evaluation of the fundus, including the macula, prior to treatment initiation (5.7)

ADVERSE REACTIONS

Most common adverse reactions (incidence $\geq 4\%$): Upper respiratory infection, hepatic transaminase elevation, orthostatic hypotension, urinary tract infection, back pain, and hypertension. (6.1)

To report SUSPECTED ADVERSE REACTIONS, contact Celgene Corporation at 1-888-423-5436 or FDA at 1-800-FDA-1088 or www.fda.gov/medwatch.

DRUG INTERACTIONS

- Vaccines:** Avoid use of live attenuated vaccines during and for up to 3 months after treatment with ZEPOSIA (7.3)
- Strong CYP2C8 Inhibitors:** Co-administration is not recommended (7.4, 12.3)
- BCRP Inhibitors:** Co-administration is not recommended (7.5, 12.3)
- Strong CYP2C8 Inducers:** Co-administration should be avoided (7.6, 12.3)

See 17 for PATIENT COUNSELING INFORMATION and Medication Guide.

Revised: 3/2020

FULL PRESCRIBING INFORMATION: CONTENTS*

1 INDICATIONS AND USAGE

2 DOSAGE AND ADMINISTRATION

- 2.1 Assessments Prior to First Dose of ZEPOSIA
- 2.2 Dosing Information
- 2.3 Reinitiation of ZEPOSIA After Treatment Interruption

3 DOSAGE FORMS AND STRENGTHS

4 CONTRAINDICATIONS

5 WARNINGS AND PRECAUTIONS

- 5.1 Infections
- 5.2 Bradycardia and Atrioventricular Conduction Delays
- 5.3 Liver Injury
- 5.4 Fetal Risk
- 5.5 Increased Blood Pressure
- 5.6 Respiratory Effects
- 5.7 Macular Edema
- 5.8 Posterior Reversible Encephalopathy Syndrome (PRES)
- 5.9 Unintended Additive Immunosuppressive Effects From Prior Treatment with Immunosuppressive or Immune-Modulating Drugs
- 5.10 Severe Increase in Disability After Stopping ZEPOSIA
- 5.11 Immune System Effects After Stopping ZEPOSIA

6 ADVERSE REACTIONS

- 6.1 Clinical Trials Experience

7 DRUG INTERACTIONS

- 7.1 Anti-Neoplastic, Immune-Modulating, or Immunosuppressive Therapies
- 7.2 Anti-Arrhythmic Drugs, QT Prolonging Drug, Drugs That may Decrease Heart Rate
- 7.3 Vaccination
- 7.4 Strong CYP2C8 Inhibitors
- 7.5 Breast Cancer Resistance Protein (BCRP) Inhibitors
- 7.6 Strong CYP2C8 Inducers

- 7.7 Monoamine Oxidase (MAO) Inhibitors

- 7.8 Adrenergic and Serotonergic Drugs

- 7.9 Tyramine

8 USE IN SPECIFIC POPULATIONS

- 8.1 Pregnancy
- 8.2 Lactation
- 8.3 Females and Males of Reproductive Potential
- 8.4 Pediatric Use
- 8.5 Geriatric Use
- 8.6 Hepatic Impairment

11 DESCRIPTION

12 CLINICAL PHARMACOLOGY

- 12.1 Mechanism of Action
- 12.2 Pharmacodynamics
- 12.3 Pharmacokinetics

13 NONCLINICAL TOXICOLOGY

- 13.1 Carcinogenesis, Mutagenesis, Impairment of Fertility

14 CLINICAL STUDIES

16 HOW SUPPLIED/STORAGE AND HANDLING

- 16.1 How Supplied
- 16.2 Storage

17 PATIENT COUNSELING INFORMATION

*Sections or subsections omitted from the full prescribing information are not listed.

FULL PRESCRIBING INFORMATION

1 INDICATIONS AND USAGE

ZEPOSIA is indicated for the treatment of relapsing forms of multiple sclerosis (MS), to include clinically isolated syndrome, relapsing-remitting disease, and active secondary progressive disease, in adults.

2 DOSAGE AND ADMINISTRATION

2.1 Assessments Prior to First Dose of ZEPOSIA

Before initiation of treatment with ZEPOSIA, assess the following:

Complete Blood Count

Obtain a recent (i.e., within the last 6 months or after discontinuation of prior MS therapy) complete blood count (CBC), including lymphocyte count [see *Warnings and Precautions* (5.1)].

Cardiac Evaluation

Obtain an electrocardiogram (ECG) to determine whether preexisting conduction abnormalities are present. In patients with certain preexisting conditions, advice from a cardiologist should be sought [see *Warnings and Precautions* (5.2)].

Liver Function Tests

Obtain recent (i.e., within the last 6 months) transaminase and bilirubin levels [see *Warnings and Precautions* (5.3)].

Ophthalmic Assessment

In patients with a history of uveitis or macular edema, obtain an evaluation of the fundus, including the macula [see *Warnings and Precautions* (5.7)].

Current or Prior Medications

- If patients are taking anti-neoplastic, immunosuppressive, or immune-modulating therapies, or if there is a history of prior use of these drugs, consider possible unintended additive immunosuppressive effects before initiating treatment with ZEPOSIA [see *Warnings and Precautions* (5.1) and *Drug Interactions* (7.1)].
- Determine if patients are taking drugs that could slow heart rate or atrioventricular conduction [see *Warnings and Precautions* (5.2) and *Drug Interactions* (7.2)].

Vaccinations

Test patients for antibodies to varicella zoster virus (VZV) before initiating ZEPOSIA; VZV vaccination of antibody-negative patients is recommended prior to commencing treatment with ZEPOSIA [see *Warnings and Precautions* (5.1) and *Drug Interactions* (7.3)]. If live *attenuated* vaccine immunizations are required, administer at least 1 month prior to initiation of ZEPOSIA.

2.2 Dosing Information

Maintenance Dosage

After initial titration (see *Treatment Initiation*), the recommended maintenance dosage of ZEPOSIA is 0.92 mg taken orally once daily starting on Day 8.

ZEPOSIA capsules should be swallowed whole and can be administered with or without food.

Treatment Initiation

Initiate ZEPOSIA with a 7-day titration, as shown in Table 1 [see *Warnings and Precautions* (5.2)].

Table 1: Dose Titration Regimen

Days 1-4	0.23 mg once daily
Days 5-7	0.46 mg once daily
Day 8 and thereafter	0.92 mg once daily

2.3 Reinitiation of ZEPOSIA After Treatment Interruption

If a dose of ZEPOSIA is missed during the first 2 weeks of treatment, reinitiate treatment using the titration regimen [see *Dosage and Administration* (2.2)].

If a dose of ZEPOSIA is missed after the first 2 weeks of treatment, continue with the treatment as planned.

3 DOSAGE FORMS AND STRENGTHS

ZEPOSIA is available as capsules in the following dosage strengths:

- Ozanimod 0.23 mg: light grey opaque body/light grey opaque cap imprinted with black ink “OZA” on the cap and “0.23 mg” on the body
- Ozanimod 0.46 mg: light grey opaque body/orange opaque cap imprinted with black ink “OZA” on the cap and “0.46 mg” on the body
- Ozanimod 0.92 mg: orange opaque body/orange opaque cap imprinted with black ink “OZA” on the cap and “0.92 mg” on the body

4 CONTRAINDICATIONS

ZEPOSIA is contraindicated in patients who:

- In the last 6 months, have experienced a myocardial infarction, unstable angina, stroke, transient ischemic attack (TIA), decompensated heart failure requiring hospitalization, or Class III or IV heart failure [see *Warnings and Precautions* (5.2)]
- Have the presence of Mobitz type II second-degree or third degree atrioventricular (AV) block, sick sinus syndrome, or sinoatrial block, unless the patient has a functioning pacemaker [see *Warnings and Precautions* (5.2)]
- Have severe untreated sleep apnea [see *Warnings and Precautions* (5.2)]
- Are taking a monoamine oxidase (MAO) Inhibitor [see *Drug Interactions* (7.7)]

5 WARNINGS AND PRECAUTIONS

5.1 Infections

Risk of Infections

ZEPOSIA causes a mean reduction in peripheral blood lymphocyte count to 45% of baseline values because of reversible sequestration of lymphocytes in lymphoid tissues [see *Clinical Pharmacology* (12.2)]. ZEPOSIA may therefore increase the susceptibility to infections, some serious in nature. Life-threatening and rare fatal infections have occurred in patients receiving ZEPOSIA.

Obtain a recent (i.e., within 6 months or after discontinuation of prior MS therapy) complete blood count (CBC) including lymphocyte count before initiation of ZEPOSIA.

Delay initiation of ZEPOSIA in patients with an active infection until the infection is resolved.

In Study 1 and Study 2, the overall rate of infections and rate of serious infections in patients treated with ZEPOSIA was similar to that in patients who received interferon (IFN) beta-1a (35% vs 34% and 1% vs 0.8%, respectively). ZEPOSIA increased the risk of viral upper respiratory tract infections, urinary tract infections, and herpes zoster [see *Adverse Reactions* (6.1)].

The proportion of patients who experienced lymphocyte counts less than $0.2 \times 10^9/L$ was 3.3%. These values generally returned to greater than $0.2 \times 10^9/L$ while patients remained on treatment with ZEPOSIA. After discontinuing ZEPOSIA 0.92 mg, the median

time for peripheral blood lymphocytes to return to the normal range was 30 days, with approximately 90% of patients in the normal range within 3 months [see *Clinical Pharmacology* (12.2)].

Consider interruption of treatment with ZEPOSIA if a patient develops a serious infection.

Because the elimination of ZEPOSIA after discontinuation may take up to 3 months, continue monitoring for infections throughout this period.

Herpes Viral Infection

In Study 1 and Study 2, herpes zoster was reported as an adverse reaction in 0.6% of patients treated with ZEPOSIA 0.92 mg and in 0.2% of patients who received IFN beta-1a. Herpes simplex encephalitis and varicella zoster meningitis have been reported with sphingosine 1-phosphate (S1P) receptor modulators. Patients without a healthcare professional-confirmed history of varicella (chickenpox), or without documentation of a full course of vaccination against varicella zoster virus (VZV), should be tested for antibodies to VZV before initiating ZEPOSIA (see *Vaccinations below*).

Cryptococcal Infection

Cases of fatal cryptococcal meningitis (CM) and disseminated cryptococcal infections have been reported with S1P receptor modulators. Physicians should be vigilant for clinical symptoms or signs of CM. Patients with symptoms or signs consistent with a cryptococcal infection should undergo prompt diagnostic evaluation and treatment. ZEPOSIA treatment should be suspended until a cryptococcal infection has been excluded. If CM is diagnosed, appropriate treatment should be initiated.

Progressive Multifocal Leukoencephalopathy

Progressive multifocal leukoencephalopathy (PML) is an opportunistic viral infection of the brain caused by the JC virus (JCV) that typically occurs in patients who are immunocompromised, and that usually leads to death or severe disability. Typical symptoms associated with PML are diverse, progress over days to weeks, and include progressive weakness on one side of the body or clumsiness of limbs, disturbance of vision, and changes in thinking, memory, and orientation leading to confusion and personality changes.

PML has been reported in patients treated with S1P receptor modulators and other multiple sclerosis (MS) therapies and has been associated with some risk factors (e.g., immunocompromised patients, polytherapy with immunosuppressants). Physicians should be vigilant for clinical symptoms or MRI findings that may be suggestive of PML. MRI findings may be apparent before clinical signs or symptoms. If PML is suspected, treatment with ZEPOSIA should be suspended until PML has been excluded by an appropriate diagnostic evaluation.

If PML is confirmed, treatment with ZEPOSIA should be discontinued.

Prior and Concomitant Treatment with Anti-neoplastic, Immunosuppressive, or Immune-modulating Therapies

In clinical studies, patients who received ZEPOSIA were not to receive concomitant treatment with anti-neoplastic, non-corticosteroid immunosuppressive, or immune-modulating therapies used for the treatment of MS. Concomitant use of ZEPOSIA with any of these therapies would be expected to increase the risk of immunosuppression. Anti-neoplastic, immune-modulating, or immunosuppressive therapies (including corticosteroids) should be co-administered with caution because of the risk of additive immune system effects during such therapy. When switching to ZEPOSIA from immunosuppressive medications, consider the duration of their effects and their mode of action to avoid unintended additive immunosuppressive effects.

Vaccinations

Patients without a healthcare professional-confirmed history of chickenpox or without documentation of a full course of vaccination against VZV should be tested for antibodies to VZV before initiating ZEPOSIA. A full course of vaccination for antibody-negative patients with varicella vaccine is recommended prior to commencing treatment with ZEPOSIA, following which initiation of treatment with ZEPOSIA should be postponed for 4 weeks to allow the full effect of vaccination to occur.

No clinical data are available on the efficacy and safety of vaccinations in patients taking ZEPOSIA. Vaccinations may be less effective if administered during ZEPOSIA treatment.

If live *attenuated* vaccine immunizations are required, administer at least 1 month prior to initiation of ZEPOSIA. Avoid the use of live *attenuated* vaccines during and for 3 months after treatment with ZEPOSIA.

5.2 Bradyarrhythmia and Atrioventricular Conduction Delays

Since initiation of ZEPOSIA may result in a transient decrease in heart rate and atrioventricular conduction delays, an up-titration scheme should be used to reach the maintenance dosage of ZEPOSIA [see *Dosage and Administration (2.2)* and *Clinical Pharmacology (12.2)*].

ZEPOSIA was not studied in patients who had:

- A myocardial infarction, unstable angina, stroke, TIA, or decompensated heart failure requiring hospitalization within the last 6 months
- New York Heart Association Class III / IV heart failure
- Cardiac conduction or rhythm disorders, including sick sinus syndrome, significant QT prolongation (QTcF > 450 msec in males, > 470 msec in females), risk factors for QT prolongation, or other conduction abnormalities or cardiac condition that in the opinion of the treating investigator could jeopardize the patient's health
- Other pre-existing stable cardiac conditions without clearance from a cardiologist
- Severe untreated sleep apnea
- A resting heart rate less than 55 beats per minute (bpm) at baseline

Reduction in Heart Rate

Initiation of ZEPOSIA may result in a transient decrease in heart rate. In Study 1 and Study 2, after the initial dose of ZEPOSIA 0.23 mg, the greatest mean decrease from baseline in heart rate of 1.2 bpm occurred at Hour 5 on Day 1, returning to near baseline at Hour 6. With continued up-titration, the maximal heart rate effect of ozanimod occurred on Day 8. The utility of performing first-dose cardiac monitoring when initiating ZEPOSIA in patients with characteristics similar to those studied in the clinical trials of ZEPOSIA is unclear. Heart rates below 40 bpm were not observed. Initiation of ZEPOSIA without titration may result in greater decreases in heart rate [see *Dosage and Administration (2.2)*].

In Study 1 and Study 2, bradycardia was reported on the day of treatment initiation in 0.6% of patients treated with ZEPOSIA compared to no patients who received IFN beta-1a. After Day 1, the incidence of bradycardia was 0.8% in patients treated with ZEPOSIA compared to 0.7% of patients who received IFN beta-1a.

Atrioventricular Conduction Delays

Initiation of ZEPOSIA may result in transient atrioventricular conduction delays. At ZEPOSIA exposures higher than the recommended dosage without dose titration, first- and second-degree type 1 atrioventricular blocks were observed in healthy volunteers; however, in Study 1 and Study 2 with dose titration, second- or third-degree atrioventricular blocks were not reported in patients treated with ZEPOSIA.

If treatment with ZEPOSIA is considered, advice from a cardiologist should be sought for those individuals:

- With significant QT prolongation (QTcF > 450 msec in males, > 470 msec in females)
- With arrhythmias requiring treatment with Class 1a or Class III anti-arrhythmic drugs
- With ischemic heart disease, heart failure, history of cardiac arrest or myocardial infarction, cerebrovascular disease, and uncontrolled hypertension
- With a history of with second-degree Mobitz type II or higher AV block, sick-sinus syndrome, or sinoatrial heart block [see *Contraindications (4)*]

5.3 Liver Injury

Elevations of aminotransferases may occur in patients receiving ZEPOSIA.

Obtain transaminase and bilirubin levels, if not recently available (i.e., within 6 months), before initiation of ZEPOSIA.

In Study 1 and Study 2, elevations of ALT to 5-fold the upper limit of normal (ULN) or greater occurred in 1.6% of patients treated with ZEPOSIA 0.92 mg and 1.3% of patients who received IFN beta-1a. Elevations of 3-fold the ULN or greater occurred in 5.5% of patients treated with ZEPOSIA and 3.1% of patients who received IFN beta-1a. The median time to an elevation of 3-fold the ULN was 6 months. The majority (79%) of patients continued treatment with ZEPOSIA with values returning to less than 3 times the ULN within approximately 2-4 weeks.

In clinical trials, ZEPOSIA was discontinued for a confirmed elevation greater than 5-fold the ULN. Overall, the discontinuation rate because of elevations in hepatic enzymes was 1.1% of patients treated with ZEPOSIA 0.92 mg and 0.8% of patients who received IFN beta-1a.

Patients who develop symptoms suggestive of hepatic dysfunction, such as unexplained nausea, vomiting, abdominal pain, fatigue, anorexia, or jaundice and/or dark urine, should have hepatic enzymes checked, and ZEPOSIA should be discontinued if significant liver injury is confirmed.

Individuals with an AST or ALT greater than 1.5 times ULN were excluded from Study 1 and Study 2. Although there are no data to establish that patients with preexisting liver disease are at increased risk to develop elevated liver function test values when taking ZEPOSIA, caution should be exercised when using ZEPOSIA in patients with a history of significant liver disease.

5.4 Fetal Risk

There are no adequate and well-controlled studies in pregnant women. Based on animal studies, ZEPOSIA may cause fetal harm [*see Use in Specific Populations (8.1)*]. Because it takes approximately 3 months to eliminate ZEPOSIA from the body, women of childbearing potential should use effective contraception to avoid pregnancy during treatment and for 3 months after stopping ZEPOSIA [*see Use in Specific Populations (8.1)*].

5.5 Increased Blood Pressure

In Study 1 and Study 2, patients treated with ZEPOSIA had an average increase of approximately 1 to 2 mm Hg in systolic pressure over patients who received IFN beta-1a, and no effect on diastolic pressure. The increase in systolic pressure was first detected after approximately 3 months of treatment and persisted throughout treatment. Hypertension was reported as an adverse reaction in 3.9% of patients treated with ZEPOSIA 0.92 mg and in 2.1% of patients who received IFN beta-1a. Two patients treated with ZEPOSIA in Study 1 and one patient treated with interferon (IFN) beta-1a in Study 2 experienced a hypertensive crisis that was not clearly influenced by a concomitant medication. Blood pressure should be monitored during treatment with ZEPOSIA and managed appropriately.

Certain foods that may contain very high amounts (i.e., more than 150 mg) of tyramine could cause severe hypertension because of potential tyramine interaction in patients taking ZEPOSIA, even at the recommended doses. Because of an increased sensitivity to tyramine, patients should be advised to avoid foods containing a very large amount of tyramine while taking ZEPOSIA.

5.6 Respiratory Effects

Dose-dependent reductions in absolute forced expiratory volume over 1 second (FEV₁) were observed in patients treated with ZEPOSIA as early as 3 months after treatment initiation. In pooled analyses of Study 1 and Study 2, the decline in absolute FEV₁ from baseline in patients treated with ZEPOSIA compared to patients who received IFN beta-1a was 60 mL (95% CI: -100, -20) at 12 months. The mean difference in percent predicted FEV₁ at 12 months between patients treated with ZEPOSIA and patients who received IFN beta-1a was 1.9% (95% CI: -2.9, -0.8). Dose-dependent reductions in forced vital capacity (FVC) (absolute value and %-predicted) were also seen at Month 3 in pooled analyses comparing patients treated with ZEPOSIA to patients who received IFN beta-1a (60 mL, 95% CI (-110, -10); 1.4%, 95% CI: (-2.6, -0.2)), though significant reductions were not seen at other timepoints. There is insufficient information to determine the reversibility of the decrease in FEV₁ or FVC after drug discontinuation. One patient discontinued ZEPOSIA because of dyspnea. Spirometric evaluation of respiratory function should be performed during therapy with ZEPOSIA, if clinically indicated.

5.7 Macular Edema

S1P modulators, including ZEPOSIA, have been associated with an increased risk of macular edema.

In Study 1 and Study 2, macular edema was observed in 0.3% of patients treated with ZEPOSIA and in 0.3% of patients who received IFN beta-1a.

An ophthalmic evaluation of the fundus, including the macula, is recommended in all patients at any time if there is any change in vision while taking ZEPOSIA.

Continuation of ZEPOSIA therapy in patients with macular edema has not been evaluated. A decision on whether or not ZEPOSIA should be discontinued needs to take into account the potential benefits and risks for the individual patient.

Macular Edema in Patients with a History of Uveitis or Diabetes Mellitus

Patients with a history of uveitis and patients with a history of diabetes mellitus are at increased risk of macular edema during ZEPOSIA therapy. The incidence of macular edema is also increased in MS patients with a history of uveitis. In addition to the examination of the fundus, including the macula, prior to treatment, MS patients with diabetes mellitus or a history of uveitis should have regular follow-up examinations.

5.8 Posterior Reversible Encephalopathy Syndrome

Rare cases of posterior reversible encephalopathy syndrome (PRES) have been reported in patients receiving a S1P receptor modulator. In controlled clinical trials with ZEPOSIA, one case of PRES was reported. Should a ZEPOSIA-treated patient develop any unexpected neurological or psychiatric symptoms/signs (e.g., cognitive deficits, behavioral changes, cortical visual disturbances, or any other neurological cortical symptoms/signs), any symptom/sign suggestive of an increase of intracranial pressure, or accelerated neurological deterioration, the physician should promptly schedule a complete physical and neurological examination and should consider an MRI. Symptoms of PRES are usually reversible but may evolve into ischemic stroke or cerebral hemorrhage. Delay in diagnosis and treatment may lead to permanent neurological sequelae. If PRES is suspected, treatment with ZEPOSIA should be discontinued.

5.9 Unintended Additive Immunosuppressive Effects From Prior Treatment with Immunosuppressive or Immune-Modulating Drugs

When switching from drugs with prolonged immune effects, the half-life and mode of action of these drugs must be considered to avoid unintended additive immunosuppressive effects while at the same time minimizing risk of disease reactivation, when initiating ZEPOSIA.

Initiating treatment with ZEPOSIA after treatment with alemtuzumab is not recommended [*see Drug Interactions (7.1)*].

5.10 Severe Increase in Disability After Stopping ZEPOSIA

Severe exacerbation of disease, including disease rebound, has been rarely reported after discontinuation of a S1P receptor modulator. The possibility of severe exacerbation of disease should be considered after stopping ZEPOSIA treatment. Patients should be observed for a severe increase in disability upon ZEPOSIA discontinuation and appropriate treatment should be instituted, as required.

5.11 Immune System Effects After Stopping ZEPOSIA

After discontinuing ZEPOSIA, the median time for peripheral blood lymphocytes to return to the normal range was 30 days, with approximately 90% of patients in the normal range within 3 months [*see Clinical Pharmacology (12.2)*]. Use of immunosuppressants within this period may lead to an additive effect on the immune system, and therefore caution should be applied when initiating other drugs 4 weeks after the last dose of ZEPOSIA [*see Drug Interactions (7.1)*].

6 ADVERSE REACTIONS

The following serious adverse reactions are described elsewhere in the labeling:

- Infections [*see Warnings and Precautions (5.1)*]
- Bradyarrhythmia and Atrioventricular Conduction Delays [*see Warnings and Precautions (5.2)*]
- Liver Injury [*see Warnings and Precautions (5.3)*]
- Fetal Risk [*see Warnings and Precautions (5.4)*]
- Increased Blood Pressure [*see Warnings and Precautions (5.5)*]
- Respiratory Effects [*see Warnings and Precautions (5.6)*]

- Macular Edema [see Warnings and Precautions (5.7)]
- Posterior Reversible Encephalopathy Syndrome [see Warnings and Precautions (5.8)]
- Unintended Additive Immunosuppressive Effects From Prior Treatment With Immunosuppressive or Immune-Modulating Drugs [see Warnings and Precautions (5.9)]
- Severe Increase in Disability After Stopping ZEPOSIA [see Warnings and Precautions (5.10)]
- Immune System Effects After Stopping ZEPOSIA [see Warnings and Precautions (5.11)]

6.1 Clinical Trials Experience

Because clinical trials are conducted under widely varying conditions, adverse reaction rates observed in the clinical trials of a drug cannot be directly compared to rates in the clinical trials of another drug and may not reflect the rates observed in clinical practice.

The safety of ZEPOSIA was evaluated in two randomized, double-blind, active comparator-controlled clinical studies in which 882 patients received ZEPOSIA 0.92 mg [see Clinical Studies (14)].

Table 2 lists adverse reactions that occurred in at least 2% of ZEPOSIA-treated patients and greater than comparator. The most common adverse reactions that occurred in at least 4% of ZEPOSIA-treated patients and greater than in patients who received IFN beta-1a were upper respiratory infection, hepatic transaminase elevation, orthostatic hypotension, urinary tract infection, back pain, and hypertension.

Table 2: Adverse Reactions with an Incidence of at Least 2% in ZEPOSIA-Treated Patients and at Least 1% Greater than IFN beta-1a^a (Pooled Study 1 and Study 2)

Adverse Reactions	Studies 1 and 2	
	ZEPOSIA 0.92 mg (n=882) %	IFN beta-1a 30 mcg Intramuscularly Once Weekly (n=885) %
Upper respiratory infection ^b	26	23
Hepatic transaminase elevation ^c	10	5
Orthostatic hypotension	4	3
Urinary tract infection	4	3
Back pain	4	3
Hypertension ^d	4	2
Abdominal pain upper	2	1

^a Data are not an adequate basis for comparison of rates between ZEPOSIA and the active control.

^b Includes the following terms: nasopharyngitis, upper respiratory tract infection, pharyngitis, respiratory tract infection, bronchitis, rhinitis, respiratory tract infection viral, viral upper respiratory tract infection, rhinorrhea, tracheitis, and laryngitis.

^c Includes the following terms: alanine aminotransferase increased, gamma-glutamyl transferase increased, aspartate aminotransferase increased, hepatic enzyme increased, liver function test abnormal, and transaminases increased.

^d Includes hypertension, essential hypertension, and orthostatic hypertension.

Reduction in Heart Rate

Initiation of ZEPOSIA may result in transient decrease in heart rate [see Warnings and Precautions (5.2)].

Respiratory Effects

Dose-dependent reductions in absolute FEV₁ and FVC were observed in patients treated with ZEPOSIA [see Warnings and Precautions (5.6)].

Malignancies

Malignancies, such as melanoma, basal cell carcinoma, breast cancer, and seminoma, were reported with ZEPOSIA in the active-controlled trials for ZEPOSIA. An increased risk of cutaneous malignancies has been reported with another S1P receptor modulator.

Hypersensitivity

Hypersensitivity, including rash and urticaria, has been reported with ZEPOSIA in active-controlled MS clinical trials.

7 DRUG INTERACTIONS

7.1 Anti-Neoplastic, Immune-Modulating, or Immunosuppressive Therapies

ZEPOSIA has not been studied in combination with anti-neoplastic, immune-modulating, or immunosuppressive therapies. Caution should be used during concomitant administration because of the risk of additive immune effects during such therapy and in the weeks following administration [see *Warnings and Precautions* (5.1)].

When switching from drugs with prolonged immune effects, the half-life and mode of action of these drugs must be considered in order to avoid unintended additive immunosuppressive effects [see *Warnings and Precautions* (5.9)].

Because of the characteristics and duration of alemtuzumab immune suppressive effects, initiating treatment with ZEPOSIA after alemtuzumab is not recommended.

ZEPOSIA can generally be started immediately after discontinuation of beta interferon or glatiramer acetate.

7.2 Anti-Arrhythmic Drugs, QT Prolonging Drugs, Drugs That may Decrease Heart Rate

ZEPOSIA has not been studied in patients taking QT prolonging drugs.

Class Ia (e.g., quinidine, procainamide) and Class III (e.g., amiodarone, sotalol) anti-arrhythmic drugs have been associated with cases of Torsades de Pointes in patients with bradycardia. If treatment with ZEPOSIA is considered, advice from a cardiologist should be sought.

Because of the potential additive effects on heart rate, treatment with ZEPOSIA should generally not be initiated in patients who are concurrently treated with QT prolonging drugs with known arrhythmogenic properties [see *Warnings and Precautions* (5.2)]. If treatment initiation with ZEPOSIA is considered in patients on QT prolonging drugs, advice from a cardiologist should be sought.

7.3 Vaccination

During, and for up to three months after, discontinuation of treatment with ZEPOSIA, vaccinations may be less effective. The use of live attenuated vaccines may carry the risk of infection and should therefore be avoided during ZEPOSIA treatment and for up to 3 months after discontinuation of treatment with ZEPOSIA [see *Warnings and Precautions* (5.1)].

7.4 Strong CYP2C8 Inhibitors

Co-administration of ZEPOSIA with strong CYP2C8 inhibitors increases the exposure of the active metabolites of ozanimod [see *Clinical Pharmacology* (12.3)], which may increase the risk of ZEPOSIA adverse reactions. Therefore, co-administration of ZEPOSIA with strong CYP2C8 inhibitors (e.g., gemfibrozil) is not recommended.

7.5 Breast Cancer Resistance Protein (BCRP) Inhibitors

Co-administration of ZEPOSIA with BCRP inhibitors increases the exposure of the active metabolites of ozanimod [see *Clinical Pharmacology* (12.3)], which may increase the risk of ZEPOSIA adverse reactions. Therefore, co-administration of ZEPOSIA with inhibitors of BCRP (e.g., cyclosporine, eltrombopag) is not recommended.

7.6 Strong CYP2C8 Inducers

Co-administration of ZEPOSIA with strong CYP2C8 inducers (e.g., rifampin) reduces the exposure of the major active metabolites of ozanimod [see *Clinical Pharmacology* (12.3)], which may decrease the efficacy of ZEPOSIA. Therefore, co-administration of ZEPOSIA with strong CYP2C8 inducers should be avoided.

7.7 Monoamine Oxidase (MAO) Inhibitors

Co-administration of ZEPOSIA with MAO-B inhibitors may decrease exposure of the active metabolites of ozanimod. In addition, metabolites of ozanimod may inhibit MAO [see *Clinical Pharmacology* (12.3)]. The potential for a clinical interaction with MAO inhibitors has not been studied; however, the increased risk of nonselective MAO inhibition may lead to a hypertensive crisis.

Therefore, co-administration of ZEPOSIA with MAO inhibitors (e.g., selegiline, phenelzine, linezolid) is contraindicated. At least 14 days should elapse between discontinuation of ZEPOSIA and initiation of treatment with MAO inhibitors.

7.8 Adrenergic and Serotonergic Drugs

Because an active metabolite of ozanimod inhibits MAO-B in vitro, there is a potential for serious adverse reactions, including hypertensive crisis. Therefore, co-administration of ZEPOSIA with drugs or over-the-counter medications that can increase norepinephrine or serotonin [e.g., opioid drugs, selective serotonin reuptake inhibitors (SSRIs), selective norepinephrine reuptake inhibitors (SNRIs), tricyclics, tyramine] is not recommended. Monitor patients for hypertension with concomitant use.

Opioid Drugs

Serious, sometimes fatal reactions have been precipitated with concomitant use of opioid drugs (e.g., meperidine and its derivatives, methadone, or tramadol) and MAOIs, including selective MAO-B inhibitors. Although a small number of patients treated with ZEPOSIA were concomitantly exposed to opioids, this exposure was not adequate to rule out the possibility of an adverse reaction from co-administration.

Serotonergic Drugs

Although a small number of patients treated with ZEPOSIA were concomitantly exposed to serotonergic medications, this exposure was not adequate to rule out the possibility of an adverse reaction from co-administration.

Sympathomimetic Medications

Concomitant use of ZEPOSIA with pseudoephedrine did not potentiate the effects on blood pressure [see *Clinical Pharmacology* (12.3)]. However, hypertensive crisis has occurred with administration of ZEPOSIA alone [see *Warnings and Precautions* (5.5)] and hypertensive crisis has been reported with co-administration of other selective and nonselective MAO inhibitors (e.g., rasagiline) with sympathomimetic medications.

7.9 Tyramine

MAO in the gastrointestinal tract and liver (primarily type A) provides protection from exogenous amines (e.g., tyramine). If tyramine were absorbed intact, it could lead to severe hypertension, including hypertensive crisis. Aged, fermented, cured, smoked, and pickled foods containing large amounts of exogenous amines (e.g., aged cheese, pickled herring) may cause release of norepinephrine resulting in a rise in blood pressure (tyramine reaction). Patients should be advised to avoid foods containing a large amount of tyramine while taking recommended doses of ZEPOSIA [see *Warnings and Precautions* (5.5)].

8 USE IN SPECIFIC POPULATIONS

8.1 Pregnancy

Risk Summary

There are no adequate data on the developmental risk associated with the use of ZEPOSIA in pregnant women. In animal studies, administration of ozanimod during pregnancy produced adverse effects on development, including embryoletality, an increase in fetal malformations, and neurobehavioral changes, in the absence of maternal toxicity. In rabbits, fetal blood vessel malformations occurred at clinically relevant maternal ozanimod and metabolite exposures (*see Data*). The receptor affected by ozanimod (sphingosine-1-phosphate) has been demonstrated to have an important role in embryogenesis, including vascular and neural development.

In the U.S. general population, the estimated background risk of major birth defects and miscarriage in clinically recognized pregnancies is 2% to 4% and 15% to 20%, respectively. The background risk of major birth defects and miscarriage for the indicated population is unknown.

Data

Animal Data

Oral administration of ozanimod (0, 0.2, 1, or 5 mg/kg/day) to female rats during organogenesis resulted in a marked increase in embryofetal mortality, increased fetal malformations and skeletal variations (abnormal/delayed ossification), and reduced fetal body weight at the highest dose tested. No maternal toxicity was observed. At the no-effect dose (1 mg/kg/day) for adverse effects on embryofetal development, plasma ozanimod exposure (AUC) for ozanimod was approximately 60 times that in humans at the maximum recommended human dose (MRHD) of 0.92 mg/day. Plasma AUCs for major human metabolites, CC112273 and CC1084037, were similar to and less than, respectively, those in humans at the MRHD.

Oral administration of ozanimod (0, 0.2, 0.6, or 2.0 mg/kg/day) to female rabbits during organogenesis resulted in a marked increase in embryofetal mortality at the highest dose tested and increased fetal malformations (malformed blood vessels) and skeletal variations at the mid and high doses. Maternal toxicity was not observed. At the no-effect dose (0.2 mg/kg/day) for adverse effects on

embryofetal development in rabbit, plasma ozanimod exposure (AUC) was approximately 2 times that in humans at the MRHD; plasma AUCs for major human metabolites, CC112273 and CC1084037, were less than those in humans at the MRHD.

Oral administration of ozanimod (0, 0.2, 0.7, or 2 mg/kg/day) to female rats throughout gestation and lactation resulted in persistent body weight reductions and long-term effects on reproductive (prolonged estrus cycle) and neurobehavioral (increased motor activity) function in offspring at the highest dose tested, which was not associated with maternal toxicity. At the no-effect dose (0.7 mg/kg/day) for adverse effects on pre- and postnatal development, plasma ozanimod exposure (AUC) was 30 times that in humans at the MRHD; plasma AUCs for major human metabolites, CC112273 and CC1084037, were less than those in humans at the MRHD.

8.2 Lactation

Risk Summary

There are no data on the presence of ozanimod in human milk, the effects on the breastfed infant, or the effects of the drug on milk production. Following oral administration of ozanimod, ozanimod and/or metabolites were detected in the milk of lactating rat at levels higher than those in maternal plasma.

The developmental and health benefits of breastfeeding should be considered along with the mother's clinical need for ZEPOSIA and any potential adverse effects on the breastfed infant from ZEPOSIA or from the underlying maternal condition.

8.3 Females and Males of Reproductive Potential

Contraception

Before initiation of ZEPOSIA treatment, women of childbearing potential should be counseled on the potential for a serious risk to the fetus and the need for contraception during treatment with ZEPOSIA [see *Use in Specific Populations* (8.1)]. Because of the time it takes to eliminate the drug from the body after stopping treatment, the potential risk to the fetus may persist and women of childbearing age should also use effective contraception for 3 months after stopping ZEPOSIA.

8.4 Pediatric Use

Safety and effectiveness in pediatric patients have not been established.

8.5 Geriatric Use

Clinical studies of ZEPOSIA did not include sufficient numbers of subjects aged 65 and over to determine whether they respond differently from younger subjects. In general, dose selection for an elderly patient should be cautious, reflecting the greater frequency of decreased hepatic, renal, or cardiac function, and of concomitant disease or other drug therapy.

8.6 Hepatic Impairment

The effect of hepatic impairment on the pharmacokinetics of the ozanimod major active metabolites is unknown [see *Clinical Pharmacology* (12.3)]. Use of ZEPOSIA in patients with hepatic impairment is not recommended.

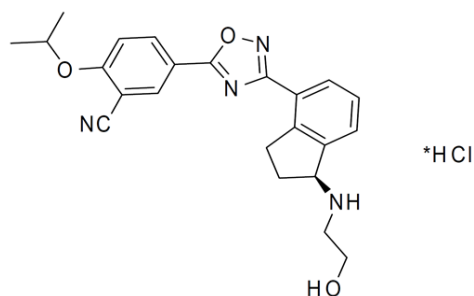
11 DESCRIPTION

ZEPOSIA contains ozanimod, a S1P receptor modulator and is supplied as ozanimod hydrochloride (HCl).

The chemical name of ozanimod HCl is 5-(3-((1S)-1-[(2-hydroxyethyl)amino]-2,3-dihydro-1*H*-inden-4-yl)-1,2,4-oxadiazol-5-yl)-2-[(propan-2-yl)oxy]benzonitrile, monohydrochloride.

Ozanimod HCl is a white to off-white solid that is freely soluble in water and alcohol with a molecular weight of 440.92 g/mol.

The chemical structure is:



ZEPOSIA capsules are provided as hard gelatin capsules for oral administration, containing 0.23, 0.46, or 0.92 mg of ozanimod, equivalent to 0.25, 0.5, and 1 mg ozanimod HCl, respectively. ZEPOSIA capsules consist of the following inactive ingredients: colloidal silicon dioxide, croscarmellose sodium, magnesium stearate, and microcrystalline cellulose. The capsule shell, imprinted with black ink, contains the following inactive ingredients: black iron oxide, gelatin, red iron oxide, titanium dioxide, and yellow iron oxide.

12 CLINICAL PHARMACOLOGY

12.1 Mechanism of Action

Ozanimod is a sphingosine 1-phosphate (S1P) receptor modulator that binds with high affinity to S1P receptors 1 and 5. Ozanimod blocks the capacity of lymphocytes to egress from lymph nodes, reducing the number of lymphocytes in peripheral blood. The mechanism by which ozanimod exerts therapeutic effects in multiple sclerosis is unknown but may involve the reduction of lymphocyte migration into the central nervous system.

12.2 Pharmacodynamics

Reduction in Blood Lymphocyte Counts

In active-controlled MS clinical trials, mean lymphocyte counts decreased to approximately 45% of baseline at 3 months (approximate mean blood lymphocyte counts $0.8 \times 10^9/L$), and low lymphocyte counts were maintained during treatment with ZEPOSIA [*see Warnings and Precautions (5.1)*].

After discontinuing ZEPOSIA 0.92 mg, the median time for peripheral blood lymphocytes to return to the normal range was 30 days, with approximately 90% of patients in the normal range within 3 months.

Reduction in Heart Rate

ZEPOSIA may cause a transient decrease in heart rate on initiation of dosing [*see Warnings and Precautions (5.2)*]. An up-titration schedule of ZEPOSIA 0.23 mg followed by doses of 0.46 mg, and 0.92 mg attenuates the magnitude of heart rate reductions [*see Dosage and Administration (2.2)*].

Drug Interaction Studies

Sympathomimetic Agents

No clinically significant differences in heart rate or blood pressure was observed when ZEPOSIA 1.84 mg daily (two times the recommended dosage) for 28 days was co-administered with a single dose of 60 mg pseudoephedrine (a sympathomimetic agent) compared to pseudoephedrine alone.

Beta Blocker or Calcium Channel Blocker

The effect of co-administration of the maintenance dosage of ZEPOSIA, propranolol, or diltiazem, or administration with both a beta blocker and a calcium channel blocker taken together has not been studied.

Pulmonary Function

Dose-dependent reductions in FEV1 and FVC were observed in patients treated with ZEPOSIA [*see Warnings and Precautions (5.6)*].

Cardiac Electrophysiology

Following a 14-day titration regimen of once daily doses of ozanimod 0.23 mg for 4 days, 0.46 mg for 3 days, 0.92 mg for 3 days, and 1.84 mg (2 times the maximum approved recommended dose) for 4 days in healthy subjects, ZEPOSIA did not prolong the QTc interval to any clinically relevant extent [see *Warnings and Precautions* (5.2)].

12.3 Pharmacokinetics

The steady state exposure parameters of ozanimod and its major active metabolite, CC112273 are summarized in Table 3.

Table 3: Exposure Parameters of Ozanimod and its Major Metabolite^a

Parameters	Ozanimod	CC112273
C _{max,ss}	0.244 ng/mL (31.8%)	6.98 ng/mL (42.7%)
AUC _{tau,ss}	4.46 ng*h/mL (31.8%)	143.77 ng*h/mL (39.2%)
Dose Proportionality	The C _{max} and AUC increases proportionally over the ozanimod dose range from 0.46 mg to 0.92 mg.	
Time to Steady State	102 hours (28.2%) ^b	45 days (45%)
Accumulation Ratio	2.40 (21.1%) ^b	16 (101%)

^a Mean [coefficient of variation (CV%)] following ozanimod 0.92 mg once daily dose in relapsing MS patients, unless otherwise specified.

^b In healthy subjects.

C_{max,ss} = maximum observed plasma concentration at steady state, AUC_{tau,ss} = area under the plasma concentration-time curve during a dosage interval at steady state

Absorption

The T_{max} of ozanimod is approximately 6-8 hours.

Effect of Food

No clinically significant differences in the C_{max} and AUC of ozanimod were observed following administration of ZEPOSIA with a high-fat, high-calorie meal.

Distribution

The mean (CV%) apparent volume of distribution of ozanimod (V_z/F) is 5590 L (27%). Human plasma proteins binding of ozanimod, CC112273 and CC1084037 is approximately 98.2%, 99.8%, and 99.3%, respectively.

Elimination

The mean (CV%) plasma half-life (t_{1/2}) of ozanimod is approximately 21 hours (15%). The mean (CV%) effective half-life (t_{1/2}) of CC112273 and its direct interconverting metabolite CC1084037 was approximately 11 days (104%) in relapsing MS patients. The mean (CV%) apparent oral clearance for ozanimod was approximately 192 L/h (37%).

Metabolism

Ozanimod is metabolized by multiple enzymes to form circulating major active metabolites (e.g., CC112273 and CC1084037) and minor active metabolites (e.g., RP101988, RP101075, and RP101509) with similar activity and selectivity for S1P₁ and S1P₅. Ozanimod is metabolized by ALDH/ADH to form carboxylate metabolite RP101988 and by CYP3A4 to form RP101075. RP101075 is then metabolized either by NAT-2 to form RP101442 or by MAO-B to form CC112273. CC112273 is then metabolized by CYP2C8 to form RP101509 or reduced to form CC1084037. CC1084037 is metabolized by AKR 1C1/1C2 and/or 3β- and 11β-HSD to form CC112273. The interconversion between CC112273 and CC1084037 favors CC112273. Approximately 94% of circulating total active drug exposure is represented by ozanimod (6%), CC112273 (73%), and CC1084037 (15%), in humans.

Excretion

Following a single oral dose of radiolabeled ozanimod 0.92 mg, approximately 26% of the radioactivity was recovered in urine and 37 % in feces, primarily composed of inactive metabolites.

Specific Populations

No clinically significant differences in the pharmacokinetics of ozanimod and CC112273 were observed based on sex. The effect of age (65 years of age and older) or hepatic impairment on the pharmacokinetics of ozanimod is unknown [see *Use in Specific Populations* (8.5, 8.6)].

Racial or Ethnic Groups

In a dedicated Japanese PK bridging study, following repeated dosing of 0.96 mg ZEPOSIA, ozanimod exposures (C_{max} and AUC_{tau}) were unchanged and CC112273 exposures (C_{max} and AUC_{tau}) were approximately 28% and 43% higher, respectively, in Japanese subjects (N=10) compared to Caucasian subjects (N=12). These differences are not considered clinically meaningful.

Patients with Renal Impairment

In a dedicated renal impairment trial, following a single oral dose of 0.23 mg ZEPOSIA, exposures (AUC_{last}) for ozanimod and CC112273 were approximately 27% higher and 23% lower, respectively, in subjects with end stage renal disease (N=8) compared to subjects with normal renal function (N=8). Based on this trial, renal impairment has no clinically important effects on pharmacokinetics of ozanimod or CC112273.

Smokers

Population PK analyses showed that CC112273 steady-state exposure (AUC) was approximately 50% lower in smokers than in nonsmokers. The clinical impact of smoking on ozanimod treatment for patients with RMS is not known.

Drug Interaction Studies

Clinical Studies

Strong CYP3A and P-gp Inhibitors

No clinically significant differences in the pharmacokinetics of ozanimod and its major active metabolites CC112273 and CC1084037 were observed when co-administered with itraconazole (P-gp and strong CYP3A inhibitor).

Strong CYP2C8 Inhibitors

Co-administration of ozanimod with gemfibrozil (a strong CYP2C8 inhibitor) increased exposure (AUC) of active metabolites CC112273 and CC1084037 by approximately 47% and 69%, respectively. No clinically significant differences in the AUC of ozanimod were observed when co-administered with gemfibrozil [see *Drug Interactions* (7.4)].

BCRP Inhibitor

Co-administration of ozanimod with cyclosporine (BCRP inhibitor) had no effect on ozanimod exposure, but doubled the exposure of the minor active metabolites, RP101988 and RP101075 (the direct precursor of the major active metabolite CC112273). Co-administration of ozanimod with BCRP inhibitors may also increase exposure of CC112273 and CC1084037 [see *Drug Interactions* (7.5)].

Strong CYP2C8 Inducers

Co-administration of rifampin (a strong inducer of CYP3A and P-gp, and a moderate inducer of CYP2C8) 600 mg once daily at steady state and a single dose of ZEPOSIA 0.92 mg reduced the exposure (AUC) for ozanimod, CC112273, and CC1084037 by approximately 24%, 60%, and 55%, respectively. The effect on CC112273 and CC1084037 is primarily caused by induction of CYP2C8 [see *Drug Interactions* (7.6)].

Monoamine Oxidase Inhibitors

No clinical studies evaluating the drug interaction potential of ozanimod with MAO inhibitors have been conducted [see *Drug Interaction* (7.7)].

Oral Contraceptives

No clinically significant differences in the pharmacokinetic of oral contraceptive containing ethinyl estradiol and norethindrone were observed when co-administered with ozanimod.

In Vitro Studies

Cytochrome P450 (CYP) Enzymes: Ozanimod, CC112273, CC1084037, and other metabolites do not inhibit CYPs 1A2, 2B6, 2C19, 2C8, 2C9, 2D6, and 3A, and do not induce CYPs 1A2, 2B6, and 3A.

In vitro, CC112273 and CC1084037 inhibited MAO-B (IC₅₀ values of 5.72 nM and 58 nM, respectively) with more than 1000-fold selectivity over monoamine oxidase A (MAO-A).

Transporter Systems: Ozanimod, CC112273, CC1084037 and other metabolites do not inhibit P-gp, OATP1B1, OATP1B3, OAT1, OAT3, MATE1, or MATE2-K. CC112273 and CC1084037 do not inhibit BCRP at clinically relevant concentrations.

13 NONCLINICAL TOXICOLOGY

13.1 Carcinogenesis, Mutagenesis, Impairment of Fertility

Carcinogenesis

Oral administration of ozanimod (0, 8, 25, or 80 mg/kg/day) to Tg.rasH2 mice for 26-weeks resulted in an increase in hemangioma and hemangiosarcoma (combined) in males and females at the mid and high doses tested.

Oral administration of ozanimod (0, 0.2, 0.7, or 2 mg/kg/day) to rats for 2 years resulted in no increase in tumors. At the highest dose tested (2 mg/kg/day), plasma exposure (AUC) for ozanimod was approximately 100 times that in humans at the maximum recommended human dose (MRHD) of 0.92 mg/day. Plasma AUCs for major human metabolites, CC112273 and CC1084037, were similar to and less than, respectively, those in humans at the MRHD.

Mutagenesis

Ozanimod was negative in a battery of in vitro (Ames, mouse lymphoma tk) and in vivo (rat micronucleus) assays. Metabolite CC112273 was negative in in vitro (Ames, chromosomal aberration in mammalian cell) assays. Metabolite CC1084037 was negative in an Ames assay, and positive in an in vitro chromosomal aberration assay in human (TK6) cells but negative in an in vivo rat micronucleus/comet assay.

Impairment of Fertility

Oral administration of ozanimod (0, 0.2, 2, or 30 mg/kg/day) to male and female rats prior to and during mating and continuing through gestation day 7 resulted in no adverse effects on fertility. At the highest dose tested (30 mg/kg/day), plasma ozanimod exposure (AUC) was approximately 1600 times that in humans at the maximum recommended human dose (MRHD) (0.92 mg/day); plasma AUCs for metabolites, CC112273 and CC1084037, at 30 mg/kg/day were 13 and 3 times, respectively, those in humans at the MRHD.

14 CLINICAL STUDIES

The efficacy of ZEPOSIA was demonstrated in 2 randomized, double-blind, double-dummy, parallel-group, active comparator-controlled clinical trials of similar design, in patients with relapsing forms of MS [Study 1 (NCT02294058) and Study 2 (NCT02047734)]. Patients in Study 1 were treated until the last enrolled patient completed 1 year of treatment. Patients in Study 2 were treated for 24 months. Both studies included patients who had experienced at least 1 relapse within the prior year, or 1 relapse within the prior 2 years with evidence of at least a gadolinium-enhancing (GdE) lesion in the prior year, and had an Expanded Disability Status Scale (EDSS) score from 0 to 5.0 at baseline. Patients with primary progressive MS were excluded.

Patients were randomized to receive either ZEPOSIA 0.92 mg given orally once daily, beginning with a dose titration [see *Dosage and Administration* (2.2)], or interferon (IFN) beta-1a, the active comparator, 30 mcg given intramuscularly once weekly. Neurological evaluations were performed at baseline, every 3 months, and at the time of a suspected relapse. Brain MRI scans were performed at baseline, 6 months (Study 1), 1 year (Studies 1 and 2), and 2 years (Study 2).

The primary endpoint of both Study 1 and Study 2 was the annualized relapse rate (ARR) over the treatment period (Study 1) and 24 months (Study 2). Additional outcome measures included: 1) the number of new or enlarging MRI T2 hyperintense lesions over 12 and 24 months, 2) the number of MRI T1 Gadolinium-enhancing (Gd+) lesions at 12 and 24 months, and 3) the time to confirmed disability progression, defined as at least a 1-point increase from baseline EDSS confirmed after 3 months and after 6 months. Confirmed disability progression was evaluated in a pooled analysis of Studies 1 and 2.

In Study 1, a total of 895 patients were randomized to receive ZEPOSIA (n=447) or IFN beta-1a (n=448); of these patients, 94% who received ZEPOSIA and 92% who received IFN beta-1a completed the study. The mean age was 35.4 years, 99.8% were White, and 65% were female. The mean time since MS symptom-onset was 6.9 years, and the median EDSS score at baseline was 2.5; 31% had been treated with a non-steroid therapy for MS. At baseline, the mean number of relapses in the prior year was 1.3 and 48% of patients had one or more T1 Gd-enhancing lesions (mean 1.8) on their baseline MRI scan.

In Study 2, a total of 874 patients were randomized to receive ZEPOSIA (n=433) or IFN beta-1a (n=441); of these patients, 90% who received ZEPOSIA and 85% who received IFN beta-1a completed the study. The mean age was 35.6 years, 98% were White, and 68% were female. The mean time since MS symptom onset was 6.6 years, and the median EDSS score at baseline was 2.5; 29% of

patients had been treated with a non-steroid therapy for MS. At baseline, the mean number of relapses in the prior year was 1.3 and 43% of patients had one or more T1 Gd-enhancing lesions (mean 1.7).

The ARR was statistically significantly lower in patients treated with ZEPOSIA 0.92 mg than in patients who received IFN beta-1a 30 mcg IM. The number of new or enlarging T2 lesions and the number of GdE lesions were statistically significantly lower in patients treated with ZEPOSIA 0.92 mg than in patients who received IFN beta-1a.

There was no statistically significant difference in the three-month and six-month confirmed disability progression between ZEPOSIA and IFN beta-1a-treated patients over 2 years.

The results for Study 1 and Study 2 are shown in Table 4.

Table 4: Clinical and MRI Endpoints from Study 1 and Study 2

Endpoints	Study 1		Study 2	
	ZEPOSIA 0.92 mg (n=447) %	IFN beta-1a 30 mcg (n=448) %	ZEPOSIA 0.92 mg (n=433) %	IFN beta-1a 30 mcg (n=441) %
Clinical Endpoints				
Annualized Relapse Rate (Primary Endpoint)	0.181 ^a	0.350 ^a	0.172	0.276
Relative Reduction	48% (p<0.0001)		38% (p<0.0001)	
Percentage of patients without relapse ^b	78%	66%	76%	64%
Proportion of Patients with 3-Month Confirmed Disability Progression ^{c,d}	7.6% ZEPOSIA vs. 7.8% IFN beta-1a			
Hazard Ratio	0.95 (p=0.77) ^e			
MRI Endpoints				
Mean number of new or enlarging T2 hyperintense lesions per MRI ^f	1.47	2.84	1.84	3.18
Relative Reduction	48% (p<0.0001)		42% (p<0.0001)	
Mean number of T1 Gd-enhancing lesions ^g	0.16	0.43	0.18	0.37
Relative Reduction	63% (p<0.0001)		53% (p=0.0006)	

^a Through the treatment period (mean duration 13.6 months).

^b Over treatment period for Study 1 and over 24 months for Study 2.

^c Disability progression defined as 1-point increase in Expanded Disability Status Scale (EDSS) confirmed 3 months or 6 months later.

^d Prospective planned pooled analysis of Studies 1 and 2.

^e Not statistically significant.

^f Over 12 months for Study 1 and over 24 months for Study 2.

^g At 12 months for Study 1 and at 24 months for Study 2.

A similar effect of ZEPOSIA on the ARR compared to IFN beta-1a was observed in exploratory subgroups defined by sex, age, prior non-steroid therapy for MS, and baseline disease activity.

16 HOW SUPPLIED/STORAGE AND HANDLING

16.1 How Supplied

ZEPOSIA is available as capsules in the following dosage strengths:

- Ozanimod 0.23 mg: light grey opaque body/light grey opaque cap imprinted with black ink “OZA” on the cap and “0.23 mg” on the body
- Ozanimod 0.46 mg: light grey opaque body/orange opaque cap imprinted with black ink “OZA” on the cap and “0.46 mg” on the body
- Ozanimod 0.92 mg: orange opaque body/orange opaque cap imprinted with black ink “OZA” on the cap and “0.92 mg” on the body

Capsules are supplied in the following strengths and package configurations:

Package configuration	Tablet strength	NDC number
Bottles of 30	0.92 mg	59572-820-30
7-Day Starter Pack	7-capsule starter pack containing: (4) 0.23 mg capsules and (3) 0.46 mg capsules	59572-810-07
Starter Kit (7-Day Starter Pack and 0.92 mg 30 count Bottle)	37-capsule starter kit including:	59572-890-91
	one 7-capsule starter pack containing: (4) 0.23 mg capsules and (3) 0.46 mg capsules	59572-890-07
	and one bottle containing (30) 0.92 mg capsules	59572-890-30

16.2 Storage

Store at 20°C to 25°C (68°F to 77°F); excursions permitted between 15°C to 30°C (59°F to 86°F) [see USP Controlled Room Temperature].

17 PATIENT COUNSELING INFORMATION

Advise the patient to read the FDA-approved patient labeling (Medication Guide).

Risk of Infections

Inform patients that they may be more likely to get infections, some of which could be life-threatening, when taking ZEPOSIA and for 3 months after stopping it, and that they should contact their healthcare provider if they develop symptoms of infection [see *Warnings and Precautions* (5.1)]. Inform patients that prior or concomitant use of drugs that suppress the immune system may increase the risk of infection. Advise patients that some vaccines containing live virus (live attenuated vaccines) should be avoided during treatment with ZEPOSIA. If immunizations are planned, administer at least 1 month prior to initiation of ZEPOSIA. Avoid the use of live *attenuated* vaccines during and for 3 months after treatment with ZEPOSIA. Patients without a healthcare professional-confirmed history of chickenpox or without documentation of a full course of vaccination against VZV should be tested for antibodies to VZV before initiating ZEPOSIA.

Cardiac Effects

Advise patients that initiation of ZEPOSIA treatment may result in a transient decrease in heart rate. Inform patients that to reduce this effect, dose titration is required. Advise patients that the dose titration is also required if a dose is missed for 1 day or more during the first 14 days of treatment [see *Dosage and Administration* (2.2, 2.3) and *Warnings and Precautions* (5.2)].

Liver Injury

Inform patients that ZEPOSIA may increase liver enzymes. Advise patients that they should contact their healthcare provider if they have any unexplained nausea, vomiting, abdominal pain, fatigue, anorexia, or jaundice and/or dark urine [see *Warnings and Precautions* (5.3)].

Pregnancy and Fetal Risk

Inform patients that, based on animal studies, ZEPOSIA may cause fetal harm. Discuss with women of childbearing age whether they are pregnant, might be pregnant, or are trying to become pregnant. Advise women of childbearing potential of the need for effective contraception during treatment with ZEPOSIA and for 3 months after stopping ZEPOSIA. Advise a female patient to immediately inform her healthcare provider if she is pregnant or planning to become pregnant [see *Warnings and Precautions* (5.4)].

Respiratory Effects

Advise patients that they should contact their healthcare provider if they experience new onset or worsening dyspnea [see *Warnings and Precautions* (5.6)].

Macular Edema

Advise patients that ZEPOSIA may cause macular edema, and that they should contact their healthcare provider if they experience any

changes in their vision. Inform patient with diabetes mellitus or a history of uveitis that their risk of macular edema maybe increased [see *Warnings and Precautions* (5.7)].

Posterior Reversible Encephalopathy Syndrome

Advise patients to immediately report to their healthcare provider any symptoms involving sudden onset of severe headache, altered mental status, visual disturbances, or seizure. Inform patients that delayed treatment could lead to permanent neurological consequences [see *Warnings and Precautions* (5.8)].

Severe Increase in Disability After Stopping ZEPOSIA

Inform patients that severe increase in disability has been reported after discontinuation of a S1P receptor modulator like ZEPOSIA. Advise patients to contact their physician if they develop worsening symptoms of MS following discontinuation of ZEPOSIA [see *Warnings and Precautions* (5.10)].

Immune System Effects After Stopping ZEPOSIA

Advise patients that ZEPOSIA continues to have effects, such as lowering effects on peripheral lymphocyte count, for up to 3 months after the last dose [see *Warnings and Precautions* (5.11)].

Manufactured for: Celgene Corporation
Summit, NJ 07901

ZEPOSIA® is a registered trademark of Celgene Corporation.

Patent: www.celgene.com/therapies

© 2019-2020 Celgene Corporation. All Rights Reserved.

ZEPP/ZEPMG.001

MEDICATION GUIDE
ZEPOSIA® (zeh-poe'-see-ah)
(ozanimod)
capsules, for oral use

Read this Medication Guide before you start taking ZEPOSIA and each time you get a refill. There may be new information. This Medication Guide does not take the place of talking with your healthcare provider about your medical condition or treatment.

What is the most important information I should know about ZEPOSIA?

ZEPOSIA may cause serious side effects, including:

- 1. Infections.** ZEPOSIA can increase your risk of serious infections that can be life-threatening and cause death. ZEPOSIA lowers the number of white blood cells (lymphocytes) in your blood. This will usually go back to normal within 3 months of stopping treatment. Your healthcare provider may do a blood test of your white blood cells before you start taking ZEPOSIA.
- Call your healthcare provider right away if you have any of the following symptoms of an infection during treatment with ZEPOSIA and for 3 months after your last dose of ZEPOSIA:
- fever
 - feeling very tired
 - flu-like symptoms
 - cough
 - painful and frequent urination (signs of a urinary tract infection)
 - rash
 - headache with fever, neck stiffness, sensitivity to light, nausea or confusion (these may be symptoms of meningitis, an infection of the lining around your brain and spine)

Your healthcare provider may delay starting or may stop your ZEPOSIA treatment if you have an infection.

- 2. Slow heart rate (also known as bradyarrhythmia) when you start taking ZEPOSIA.** ZEPOSIA may cause your heart rate to temporarily slow down, especially during the first 8 days that you take ZEPOSIA. You will have a test to check the electrical activity of your heart called an electrocardiogram (ECG) before you take your first dose of ZEPOSIA. Call your healthcare provider if you experience the following symptoms of slow heart rate:

- dizziness
- lightheadedness
- feeling like your heart is beating slowly or skipping beats
- shortness of breath
- confusion
- chest pain
- tiredness

Follow directions from your healthcare provider when starting ZEPOSIA and when you miss a dose. See **“How should I take ZEPOSIA?”**.

See **“What are possible side effects of ZEPOSIA?”** for more information about side effects.

What is ZEPOSIA?

- ZEPOSIA is a prescription medicine used to treat relapsing forms of multiple sclerosis (MS), to include clinically isolated syndrome, relapsing-remitting disease, and active secondary progressive disease, in adults.
- It is not known if ZEPOSIA is safe and effective in children.

Do not take ZEPOSIA if you:

- have had a heart attack, chest pain (unstable angina), stroke or mini-stroke (transient ischemic attack or TIA), or certain types of heart failure in the last 6 months.
- have or have had a history of certain types of an irregular or abnormal heartbeat (arrhythmia) that is not corrected by a pacemaker.
- have untreated, severe breathing problems during your sleep (sleep apnea).
- take certain medicines called monoamine oxidase (MAO) inhibitors (e.g., selegiline, phenelzine, linezolid).

Talk to your healthcare provider before taking ZEPOSIA if you have any of these conditions or do not know if you have any of these conditions.

Before taking ZEPOSIA, tell your healthcare provider about all of your medical conditions, including if you:

- have a fever or infection, or you are unable to fight infections due to a disease or take or have taken medicines that lower your immune system.
- received a vaccine in the past 30 days or are scheduled to receive a vaccine. ZEPOSIA may cause vaccines to be less effective.
- Before you start treatment with ZEPOSIA, your healthcare provider may give you a chicken pox (Varicella Zoster Virus) vaccine if you have not had one before.

- have had chickenpox or have received the vaccine for chickenpox. Your healthcare provider may do a blood test for the chickenpox virus. You may need to get the full course of the vaccine for chickenpox and then wait 1 month before you start taking ZEPOSIA.
- have a slow heart rate.
- have an irregular or abnormal heartbeat (arrhythmia).
- have a history of a stroke.
- have heart problems, including a heart attack or chest pain.
- have high blood pressure.
- have liver problems.
- have breathing problems, including during your sleep.
- have eye problems, especially an inflammation of the eye called uveitis.
- have diabetes.
- are pregnant or plan to become pregnant. ZEPOSIA may harm your unborn baby. Talk with your healthcare provider if you are pregnant or plan to become pregnant. If you are a female who can become pregnant, you should use effective birth control during your treatment with ZEPOSIA and for 3 months after you stop taking ZEPOSIA. Talk with your healthcare provider about what birth control method is right for you during this time. Tell your healthcare provider right away if you become pregnant while taking ZEPOSIA or if you become pregnant within 3 months after you stop taking ZEPOSIA.
- are breastfeeding or plan to breastfeed. It is not known if ZEPOSIA passes into your breast milk. Talk to your healthcare provider about the best way to feed your baby if you take ZEPOSIA.

Tell your healthcare provider about all the medicines you take or have recently taken, including prescription and over-the-counter medicines, vitamins, and herbal supplements. Using ZEPOSIA with other medicines can cause serious side effects. Especially tell your healthcare provider if you take or have taken:

- medicines that affect your immune system, such as alemtuzumab
- medicines to control your heart rhythm (antiarrhythmics), or heart beat
- strong CYP2C8 inhibitors such as gemfibrozil or clopidogrel
- medicines that inhibit breast cancer resistance protein transporters, such as cyclosporine and eltrombopag
- CYP2C8 inducers such as rifampin
- opioids (pain medicine)
- medicines to treat depression
- medicines to treat Parkinson's disease

You should not receive **live** vaccines during treatment with ZEPOSIA, for at least 1 month before taking ZEPOSIA and for 3 months after you stop taking ZEPOSIA. Vaccines may not work as well when given during treatment with ZEPOSIA.

Talk with your healthcare provider if you are not sure if you take any of these medicines.

Know the medicines you take. Keep a list of them to show your healthcare provider and pharmacist when you get a new medicine.

How should I take ZEPOSIA?

You will receive a 7-day starter pack. You must start ZEPOSIA by slowly increasing doses over the first week. Follow the dose schedule in the table below. This may reduce the risk of slowing of the heart rate.

Days 1-4	Take 0.23 mg (capsule in light grey color) 1 time a day
Days 5-7	Take 0.46 mg (capsule in half-light grey and half-orange color) 1 time a day
Days 8 and thereafter	Take 0.92 mg (capsule in orange color) 1 time a day

- Take ZEPOSIA exactly as your healthcare provider tells you to take it.
- Take ZEPOSIA 1 time each day.
- Swallow ZEPOSIA capsules whole.
- Take ZEPOSIA with or without food.
- Avoid certain foods that are high (over 150 mg) in tyramine such as aged, fermented, cured, smoked and pickled foods. Eating these foods while taking ZEPOSIA may increase your blood pressure.
- Do not stop taking ZEPOSIA without talking with your healthcare provider first.
- Do not skip a dose.
- Start taking ZEPOSIA with a 7-day starter pack.

- If you miss 1 or more days of your ZEPOSIA dose during the first 14 days of treatment, talk to your healthcare provider. You will need to begin with another ZEPOSIA 7-day starter pack.
- If you miss a dose of ZEPOSIA after the first 14 days of treatment, take the next scheduled dose the following day.

What are the possible side effects of ZEPOSIA?

ZEPOSIA can cause serious side effects, including:

- See “**What is the most important information I should know about ZEPOSIA?**”
- **liver problems.** ZEPOSIA may cause liver problems. Your healthcare provider will do blood tests to check your liver before you start taking ZEPOSIA. Call your healthcare provider right away if have any of the following symptoms:
 - unexplained nausea
 - vomiting
 - stomach area (abdominal) pain
 - tiredness
 - loss of appetite
 - yellowing of the whites of your eyes or skin
 - dark colored urine
- **increased blood pressure.** Your healthcare provider should check your blood pressure during treatment with ZEPOSIA. A sudden, severe increase in blood pressure (hypertensive crisis) can happen when you eat certain foods that contain high levels of tyramine. See “**How should I take ZEPOSIA?**” section for more information.
- **breathing problems.** Some people who take ZEPOSIA have shortness of breath. Call your healthcare provider right away if you have new or worsening breathing problems.
- **a problem with your vision called macular edema.** Your risk for macular edema is higher if you have diabetes or have had an inflammation of your eye called uveitis. Your healthcare provider should test your vision before you start taking ZEPOSIA if you are at higher risk for macular edema or at any time you notice vision changes during treatment with ZEPOSIA. Call your healthcare provider right away if you have any of the following symptoms:
 - blurriness or shadows in the center of your vision
 - sensitivity to light
 - a blind spot in the center of your vision
 - unusually colored vision
- **swelling and narrowing of blood vessels in your brain.** A condition called PRES (Posterior Reversible Encephalopathy Syndrome) is a rare condition that has happened with ZEPOSIA and with drugs in the same class. Symptoms of PRES usually get better when you stop taking ZEPOSIA. If left untreated, it may lead to a stroke. Your healthcare provider will do a test if you have any symptoms of PRES. Call your healthcare provider right away if you have any of the following symptoms:
 - sudden severe headache
 - sudden confusion
 - sudden loss of vision or other changes in your vision
 - seizure
- **severe worsening of multiple sclerosis (MS) after stopping ZEPOSIA.** When ZEPOSIA is stopped, symptoms of MS may return and become worse compared to before or during treatment. Always talk to your healthcare provider before you stop taking ZEPOSIA for any reason. Tell your healthcare provider if you have worsening symptoms of MS after stopping ZEPOSIA.
- **allergic reactions.** Call your healthcare provider if you have symptoms of an allergic reaction, including a rash, itchy hives, or swelling of the lips, tongue or face.

The most common side effects of ZEPOSIA can include:

- upper respiratory tract infections
- elevated liver enzymes
- low blood pressure when you stand up (orthostatic hypotension)
- painful and frequent urination (signs of urinary tract infection)
- back pain
- high blood pressure

These are not all of the possible side effects of ZEPOSIA. For more information, ask your healthcare provider or pharmacist. Call your healthcare provider for medical advice about side effects. You may report side effects to FDA at 1-800-FDA-1088.

How should I store ZEPOSIA?

- Store ZEPOSIA at room temperature between 68°F to 77°F (20°C to 25°C).

Keep ZEPOSIA and all medicines out of the reach of children.

General information about the safe and effective use of ZEPOSIA.

Medicines are sometimes prescribed for purposes other than those listed in a Medication Guide. Do not take ZEPOSIA for conditions for which it was not prescribed. Do not give ZEPOSIA to other people, even if they have the same

symptoms you have. It may harm them. You can ask your healthcare provider or pharmacist for information about ZEPOSIA that is written for health professionals.

What are the ingredients in ZEPOSIA?

Active ingredient: ozanimod

Inactive ingredients: colloidal silicon dioxide, croscarmellose sodium, magnesium stearate, and microcrystalline cellulose.

The capsule shell contains: black iron oxide, gelatin, red iron oxide, titanium dioxide, and yellow iron oxide.

Manufactured for: Celgene Corporation, Summit, NJ 07901

ZEPOSIA® is a registered trademark of Celgene Corporation.

Patent: www.celgene.com/therapies © 2019-2020 Celgene Corporation. All rights reserved.

This Medication Guide has been approved by the U.S. Food and Drug Administration.

Approved: 3/2020

ZEPMG.001



Dispense the accompanying Medication Guide to each patient.

7 CAPSULES

Four **0.23 mg** capsules
Three **0.46 mg** capsules

as follows:

This pack contains 7 capsules for dosing over 7 days. The contents of this pack are

STEP 1: (Days 1-7)
Complete the dosing
Pack before
starting Step 2.

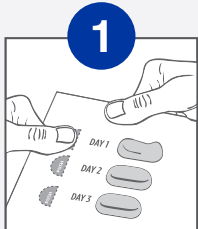
SAMPLE - NOT FOR SALE

7-DAY PACK

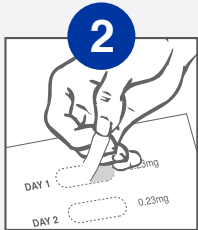
ZEPOSIA
(ozanimod) capsules

NDC 59572-810-97 Rx only

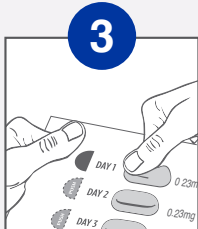
OPENING INSTRUCTIONS:



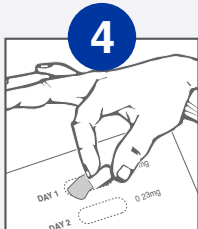
Push where indicated with thumb until the other side tears.



Turn card over. Tear paper off to expose the aluminum foil behind the capsule.



Turn card over. To avoid breaking capsule, push on the rounded end of the plastic blister with your thumb until the capsule breaks through the foil on the other side.



Turn card over. Remove the capsule from the blister.

! DOSAGE INSTRUCTIONS: PLEASE READ BEFORE PROCEEDING.

ZEPOSIA (ozanimod) capsules

START HERE

Starting at DAY 1, take one capsule orally each day.

LOT 12345
EXP MM YY

WEEK 1

Write in Start Date above.

WEEK 1

Write in Start Date above.

START HERE

Starting at DAY 1, take one capsule orally each day.

PUSH	DAY 1	0.23 mg
PUSH	DAY 2	0.23 mg
PUSH	DAY 3	0.23 mg
PUSH	DAY 4	0.23 mg
PUSH	DAY 5	0.46 mg
PUSH	DAY 6	0.46 mg
PUSH	DAY 7	0.46 mg

DAY 1	0.23 mg
DAY 2	0.23 mg
DAY 3	0.23 mg
DAY 4	0.23 mg
DAY 5	0.46 mg
DAY 6	0.46 mg
DAY 7	0.46 mg



ZEPOSIA
(ozanimod) capsules

7-DAY PACK

SAMPLE - NOT FOR SALE

Recommended Dosage: See prescribing information for dosage and administration.

Store at 20°C to 25°C (68°F to 77°F); excursions permitted between 15°C to 30°C (59°F to 86°F) [see USP Controlled Room Temperature].

Zeposia is a registered trademark of Celgene Corporation.

Manufactured for:
Celgene Corporation
Summit, NJ 07901

MADE IN USA

© 2018 – 2020 Celgene Corporation
BL81097.001



N 3 59572-810-97 6



Dispense the accompanying Medication Guide to each patient.

7 CAPSULES

Four **0.23 mg** capsules
Three **0.46 mg** capsules

as follows:

This pack contains 7 capsules for dosing over 7 days. The contents of this pack are

STEP 1: (Days 1-7)
Complete the dosing
inside this 7-Day
Pack before
starting Step 2.

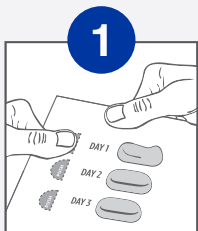
**7-DAY
STARTER PACK
NOT TO BE SOLD
SEPARATELY**

ZEPOSIA[®]
(ozanimod) capsules

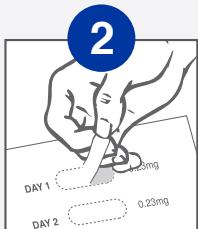
Rx only

NDC 59572-890-07

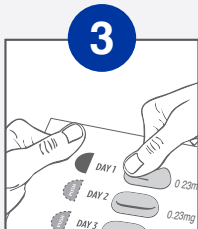
OPENING INSTRUCTIONS:



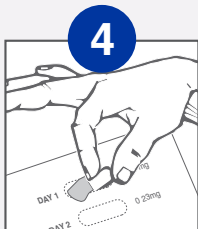
Push where indicated with thumb until the other side tears.



Turn card over. Tear paper off to expose the aluminum foil behind the capsule.



Turn card over. To avoid breaking capsule, push on the rounded end of the plastic blister with your thumb until the capsule breaks through the foil on the other side.



Turn card over. Remove the capsule from the blister.

ZEPOSIA[®] (ozanimod) capsules

! DOSAGE INSTRUCTIONS: PLEASE READ BEFORE PROCEEDING.

**START
HERE**

**START
HERE**

Starting at
DAY 1, take
one capsule
orally each
day.

Starting at
DAY 1, take
one capsule
orally each
day.

LOT 12345
EXP MMM YYYY



ZEPOSIA[®]
(ozanimod) capsules

**7-DAY
STARTER PACK**

**NOT TO BE SOLD
SEPARATELY**

- Days 1-4: Take one 0.23 mg capsule daily
- Days 5-7: Take one 0.46 mg capsule daily

Each 0.23 mg capsule contains:
0.23 mg ozanimod (equivalent to 0.25 mg
ozanimod hydrochloride)

Each 0.46 mg capsule contains:
0.46 mg ozanimod (equivalent to 0.5 mg
ozanimod hydrochloride)

Recommended Dosage: See prescribing information for dosage and administration.

Store at 20°C to 25°C (68°F to 77°F); excursions permitted between 15°C to 30°C (59°F to 86°F) [see USP Controlled Room Temperature].

Zeposia is a registered trademark of Celgene Corporation.

Manufactured for:
Celgene Corporation
Summit, NJ 07901

MADE IN USA

© 2018 – 2020 Celgene Corporation
BL89007.001





LOT: 12345
EXP: MMM YYYY
SN: 123456789012
GTIN: 00359572820302

BT82030.001

NDC 59572-820-30

 **ZEPOSIA**
(ozanimod) capsules

0.92 mg

Dispense the accompanying
Medication Guide to each patient.

Rx only 30 Capsules

Each capsule contains:
ozanimod.....0.92 mg
(equivalent to 1 mg ozanimod
hydrochloride)

Recommended Dosage: See
prescribing information for dosing
and administration.

Store at 20°C to 25°C (68°F to 77°F);
excursions permitted between
15°C to 30°C (59°F to 86°F) [see
USP Controlled Room Temperature].

Manufactured for:
Celgene Corporation
Summit, NJ 07901

MADE IN USA

© 2018 - 2020 Celgene Corporation



3 59572 82030 2

LOT 12345
EXP MMM YYYY

ETB9030.001

NDC 59572-890-30

**ZEPOSIA**
(ozanimod) capsules

0.92 mg

Not To Be Sold Separately

Dispense the accompanying
Medication Guide to each patient.

Rx only 30 Capsules

Each capsule contains:
ozanimod.....0.92 mg
(equivalent to 1 mg ozanimod
hydrochloride)

Recommended Dosage: See
prescribing information for dosing
and administration.

Store at 20°C to 25°C (68°F to 77°F);
excursions permitted between
15°C to 30°C (59°F to 86°F) [see
USP Controlled Room Temperature].

Manufactured for:
Celgene Corporation
Summit, NJ 07901

MADE IN USA

© 2018 - 2020 Celgene Corporation




3 59572 89030 5

LOT 12345
EXP MMM YYYY

BTB20971001

NDC 59572-820-97

**ZEPOSIA**
(ozanimod) capsules

0.92 mg

SAMPLE - NOT FOR SALE

Dispense the accompanying
Medication Guide to each patient.

Rx only 30 Capsules

Each capsule contains:
ozanimod.....0.92 mg
(equivalent to 1 mg ozanimod
hydrochloride)

Recommended Dosage: See
prescribing information for dosing
and administration.

Store at 20°C to 25°C (68°F to 77°F);
excursions permitted between
15°C to 30°C (59°F to 86°F) [see
USP Controlled Room Temperature].

Manufactured for:
Celgene Corporation
Summit, NJ 07901

MADE IN USA

© 2018 - 2020 Celgene Corporation



3 59572 82097 5



Dispense the accompanying Medication Guide to each patient.

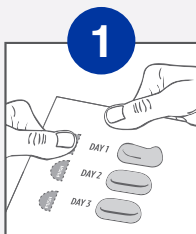
This pack contains 7 capsules for dosing over 7 days. The contents of this pack are as follows:
Four 0.23 mg capsules
Three 0.46 mg capsules
7 CAPSULES

7-DAY STARTER PACK

ZEPOSIA
(ozanimod) capsules

Rx only NDC 59572-810-07

OPENING INSTRUCTIONS:



1 Push where indicated with thumb until the other side tears.



2 Turn card over. Tear paper off to expose the aluminum foil behind the capsule.



3 Turn card over. To avoid breaking capsule, push on the rounded end of the plastic blister with your thumb until the capsule breaks through the foil on the other side.



4 Turn card over. Remove the capsule from the blister.

ZEPOSIA (ozanimod) capsules



Pharmacode
FPO
XXXXXX

Pharmacode
FPO

**START
HERE**
Starting at
DAY 1, take
one capsule
orally each
day.



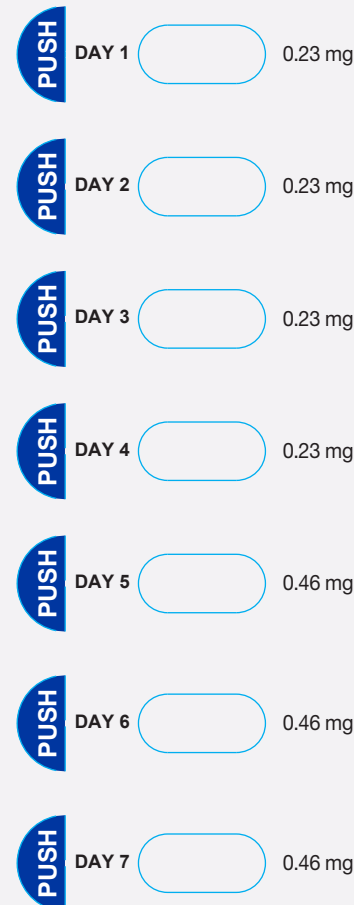
WEEK 1

WEEK 1

Write in Start Date above.

**START
HERE**

Starting at
DAY 1, take
one capsule
orally each
day.



7-Day Dosing Instructions:
• Days 1-4: Take one 0.23 mg capsule daily
• Days 5-7: Take one 0.46 mg capsule daily
Each 0.23 mg capsule contains:
0.23 mg ozanimod (equivalent to 0.25 mg
ozanimod hydrochloride)
Each 0.46 mg capsule contains:
0.46 mg ozanimod (equivalent to 0.5 mg
ozanimod hydrochloride)

7-DAY STARTER PACK

ZEPOSIA
(ozanimod) capsules

ZEPOSIA
(ozanimod) capsules
**7-DAY
STARTER PACK**

Recommended Dosage: See prescribing information for dosage and administration.

Store at 20°C to 25°C (68°F to 77°F); excursions permitted between 15°C to 30°C (59°F to 86°F) [see USP Controlled Room Temperature].

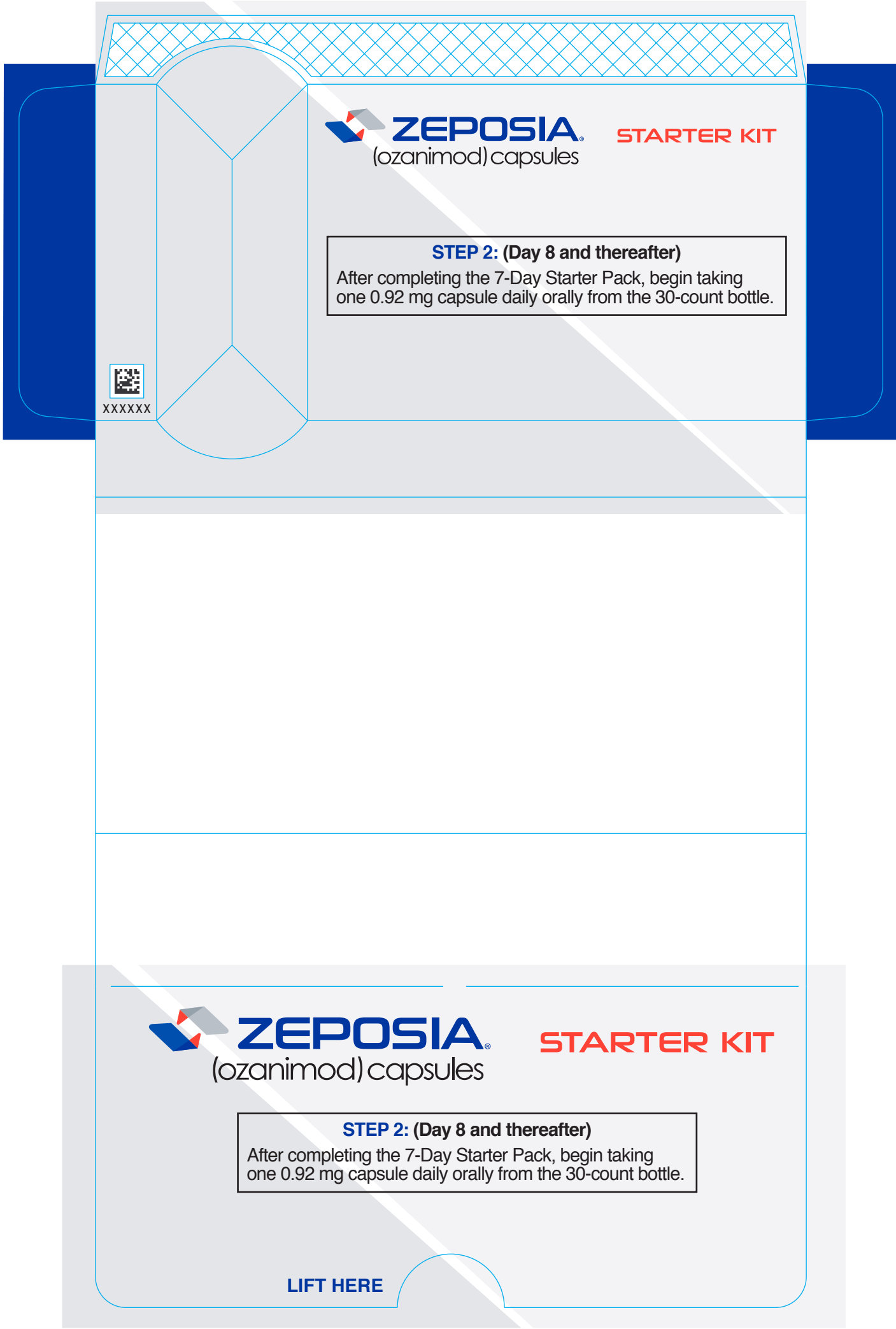
Zeposia is a registered trademark of Celgene Corporation.

Manufactured for:
Celgene Corporation
Summit, NJ 07901

MADE IN USA

© 2018 – 2020 Celgene Corporation
BL81007.001







This is a representation of an electronic record that was signed electronically. Following this are manifestations of any and all electronic signatures for this electronic record.

/s/

WILLIAM H Dunn
03/25/2020 09:06:18 PM