

**CENTER FOR DRUG EVALUATION AND
RESEARCH**

APPLICATION NUMBER:

761194Orig1s000

LABELING

HIGHLIGHTS OF PRESCRIBING INFORMATION

These highlights do not include all the information needed to use NEXVIAZYME™ safely and effectively. See full prescribing information for NEXVIAZYME.

NEXVIAZYME (avalglucosidase alfa-ngpt) for injection, for intravenous use
Initial U.S. Approval: 2021

WARNING: SEVERE HYPERSENSITIVITY REACTIONS, INFUSION-ASSOCIATED REACTIONS, and RISK OF ACUTE CARDIORESPIRATORY FAILURE IN SUSCEPTIBLE PATIENTS

See full prescribing information for complete boxed warning.

Hypersensitivity Reactions Including Anaphylaxis

- Appropriate medical support measures, including cardiopulmonary resuscitation equipment, should be readily available. If a severe hypersensitivity reaction occurs, NEXVIAZYME should be discontinued immediately and appropriate medical treatment should be initiated. (5.1)

Infusion-Associated Reactions (IARs)

- If severe IARs occur, consider immediate discontinuation and initiation of appropriate medical treatment. (5.2)

Risk of Acute Cardiorespiratory Failure in Susceptible Patients

- Patients susceptible to fluid volume overload, or those with acute underlying respiratory illness or compromised cardiac or respiratory function, may be at risk of serious exacerbation of their cardiac or respiratory status during NEXVIAZYME infusion. (5.3)

INDICATIONS AND USAGE
NEXVIAZYME is a hydrolytic lysosomal glycogen-specific enzyme indicated for the treatment of patients 1 year of age and older with late-onset Pompe disease (lysosomal acid alpha-galactosidase [GAA] deficiency). (1)

- DOSAGE AND ADMINISTRATION**
- Consider administering antihistamines, antipyretics, and/or corticosteroids prior to NEXVIAZYME administration to reduce the risk of IARs. (2.1)
 - Must be reconstituted and diluted prior to use.
 - See full prescribing information for administration instructions including the recommended infusion rate schedule. (2.1, 2.3, 2.4)
 - NEXVIAZYME is administered as intravenous infusion. For patients weighing (2.1):
 - ≥30 kg, the recommended dosage is 20 mg/kg (of actual body weight) every two weeks.
 - <30 kg, the recommended dosage is 40 mg/kg (of actual body weight) every two weeks.
 - See the full prescribing information for dosage modifications due to hypersensitivity reactions or IARs. (2.2)

DOSAGE FORMS AND STRENGTHS
For injection: 100 mg of avalglucosidase alfa-ngpt as a lyophilized powder in a single-dose vial for reconstitution. (3)

CONTRAINDICATIONS
None. (4)

WARNINGS AND PRECAUTIONS
See boxed warning. (5.1, 5.2, 5.3)

ADVERSE REACTIONS
The most common adverse reactions (>5%) were headache, fatigue, diarrhea, nausea, arthralgia, dizziness, myalgia, pruritus, vomiting, dyspnea, erythema, paresthesia and urticaria. (6.1)

To report SUSPECTED ADVERSE REACTIONS, contact Genzyme at 1-800-745-4447 or FDA at 1-800-FDA-1088 or www.fda.gov/medwatch.

See 17 for PATIENT COUNSELING INFORMATION.

Revised: 8/2021

FULL PRESCRIBING INFORMATION: CONTENTS*

WARNING: SEVERE HYPERSENSITIVITY REACTIONS, INFUSION-ASSOCIATED REACTIONS, and RISK OF ACUTE CARDIORESPIRATORY FAILURE IN SUSCEPTIBLE PATIENTS

- 1 INDICATIONS AND USAGE
- 2 DOSAGE AND ADMINISTRATION
 - 2.1 Recommended Dosage and Administration
 - 2.2 Dosage and Administration Modifications Due to Hypersensitivity Reactions and/or Infusion-Associated Reactions
 - 2.3 Reconstitution and Dilution Instructions
 - 2.4 Administration Instructions
- 3 DOSAGE FORMS AND STRENGTHS
- 4 CONTRAINDICATIONS
- 5 WARNINGS AND PRECAUTIONS
 - 5.1 Hypersensitivity Reactions Including Anaphylaxis
 - 5.2 Infusion-Associated Reactions
 - 5.3 Risk of Acute Cardiorespiratory Failure in Susceptible Patients
- 6 ADVERSE REACTIONS
 - 6.1 Clinical Trials Experience
 - 6.2 Immunogenicity

- 8 USE IN SPECIFIC POPULATIONS
 - 8.1 Pregnancy
 - 8.2 Lactation
 - 8.4 Pediatric Use
 - 8.5 Geriatric Use
- 11 DESCRIPTION
- 12 CLINICAL PHARMACOLOGY
 - 12.1 Mechanism of Action
 - 12.2 Pharmacodynamics
 - 12.3 Pharmacokinetics
- 13 NONCLINICAL TOXICOLOGY
 - 13.1 Carcinogenesis, Mutagenesis, Impairment of Fertility
- 14 CLINICAL STUDIES
 - 14.1 Clinical Trial in Patients with Late-Onset Pompe Disease
- 16 HOW SUPPLIED/STORAGE AND HANDLING
- 17 PATIENT COUNSELING INFORMATION

*Sections or subsections omitted from the full prescribing information are not listed.

FULL PRESCRIBING INFORMATION

WARNING: SEVERE HYPERSENSITIVITY REACTIONS, INFUSION-ASSOCIATED REACTIONS, and RISK OF ACUTE CARDIORESPIRATORY FAILURE IN SUSCEPTIBLE PATIENTS

Hypersensitivity Reactions Including Anaphylaxis

Patients treated with NEXVIAZYME have experienced life-threatening hypersensitivity reactions, including anaphylaxis. Appropriate medical support measures, including cardiopulmonary resuscitation equipment, should be readily available during NEXVIAZYME administration. If a severe hypersensitivity reaction (e.g., anaphylaxis) occurs, NEXVIAZYME should be discontinued immediately and appropriate medical treatment should be initiated. In patients with severe hypersensitivity reaction, a desensitization procedure to NEXVIAZYME may be considered [see *Warnings and Precautions (5.1)*].

Infusion-Associated Reactions (IARs)

Patients treated with NEXVIAZYME have experienced severe IARs. If severe IARs occur, consider immediate discontinuation of NEXVIAZYME, initiation of appropriate medical treatment, and the benefits and risks of readministering NEXVIAZYME following severe IARs. Patients with an acute underlying illness at the time of NEXVIAZYME infusion may be at greater risk for IARs. Patients with advanced Pompe disease may have compromised cardiac and respiratory function, which may predispose them to a higher risk of severe complications from IARs [see *Warnings and Precautions (5.2)*].

Risk of Acute Cardiorespiratory Failure in Susceptible Patients

Patients susceptible to fluid volume overload, or those with acute underlying respiratory illness or compromised cardiac or respiratory function for whom fluid restriction is indicated may be at risk of serious exacerbation of their cardiac or respiratory status during NEXVIAZYME infusion. More frequent monitoring of vitals should be performed during NEXVIAZYME infusion in such patients [see *Warnings and Precautions (5.3)*].

1 INDICATIONS AND USAGE

NEXVIAZYME is indicated for the treatment of patients 1 year of age and older with late-onset Pompe disease (lysosomal acid alpha-glucosidase [GAA] deficiency).

2 DOSAGE AND ADMINISTRATION

2.1 Recommended Dosage and Administration

- Prior to NEXVIAZYME administration, consider pretreating with antihistamines, antipyretics, and/or corticosteroids [see *Warnings and Precautions (5.1)*].
- NEXVIAZYME must be reconstituted and diluted prior to use [see *Dosage and Administration (2.3)*].

- NEXVIAZYME is administered as intravenous infusion. For patients weighing:
 - ≥ 30 kg, the recommended dosage is 20 mg/kg (of actual body weight) every two weeks [see *Dosage and Administration (2.4)*]
 - < 30 kg, the recommended dosage is 40 mg/kg (of actual body weight) every two weeks [see *Dosage and Administration (2.4)*]
- The initial recommended infusion rate is 1 mg/kg/hour. Gradually increase the infusion rate every 30 minutes if there are no signs of infusion-associated reactions (IARs) [see *Dosage and Administration (2.4)*].

2.2 Dosage and Administration Modifications Due to Hypersensitivity Reactions and/or Infusion-Associated Reactions

- In the event of a *severe* hypersensitivity reaction (including anaphylaxis) or a *severe* infusion-associated reaction (IAR), immediately discontinue NEXVIAZYME administration and initiate appropriate medical treatment [see *Warnings and Precautions (5.1)*].
- In the event of a *mild to moderate* hypersensitivity reaction or a *moderate* IAR, consider temporarily holding or slowing the infusion rate and initiating appropriate medical treatment [see *Warnings and Precautions (5.1, 5.2)*]. If symptoms:
 - Persist despite temporarily holding the infusion, wait at least 30 minutes for symptoms to resolve before deciding to stop the infusion for the day.
 - Subside, resume the infusion for 30 minutes at half the rate at which the reaction occurred, and subsequently increase the infusion rate by 50% for 15 minutes to 30 minutes. If symptoms do not recur, increase the infusion rate to the rate at which the reaction occurred and consider continuing to increase the rate in a stepwise manner.

2.3 Reconstitution and Dilution Instructions

Reconstitute and dilute NEXVIAZYME in the following manner. Use aseptic technique during preparation.

Reconstitute the Lyophilized Powder

1. Determine the number of vials to be reconstituted based on individual patient's weight and the recommended dose [see *Dosage and Administration (2.1)*].
2. Remove the required number of vials needed for the infusion from the refrigerator and set aside for approximately 30 minutes to allow them to reach room temperature.
3. Reconstitute each vial by injecting 10 mL of Sterile Water for Injection, USP, into each vial by a slow drop-wise addition of the diluent down the inside of the vial and not directly onto the lyophilized powder. Tilt and roll each vial gently. Avoid forceful impact of the diluent on the lyophilized powder and avoid foaming. Do not invert, swirl, or shake. Allow the solution to become dissolved. After reconstitution, each vial will yield 100 mg/10 mL (10 mg/mL) of avalglucosidase alfa-ngpt.
4. Perform an immediate visual inspection of the reconstituted solution in vials for particulate matter and discoloration. The reconstituted solution is clear, colorless to pale-yellow. If upon immediate inspection, particles are observed or if the solution is discolored, do not use.

Storage of the Reconstituted Solution

Dilute the reconstituted solution without delay. If immediate use is not possible, the reconstituted solution can be stored up to 24 hours in a refrigerator, 36°F to 46°F (2°C to 8°C). Do not freeze.

Dilute the Reconstituted Solution

1. Slowly withdraw the volume of reconstituted solution from each vial (calculated according to patient's weight).
2. Add the reconstituted solution slowly and directly into 5% Dextrose Injection. See Table 1 for the recommended total infusion volume based on the patient's weight. Avoid foaming or agitation of the infusion bag and avoid air introduction into the infusion bag. Discard any unused reconstituted solution remaining in the vial.
3. Mix the contents of the infusion bag by gently inverting or massaging the infusion bag. Do not shake. After dilution, the solution will have a final concentration of 0.5 to 4 mg/mL of avalglucosidase alfa-ngpt.
4. Administer the diluted solution without delay. The recommended infusion duration is between 4 to 7 hours [see *Dosage and Administration (2.4)*]. Discard any unused diluted solution after 9 hours.

Storage of the Diluted Solution

- If the diluted solution is not used immediately, refrigerate at 36°F to 46°F (2°C to 8°C) for up to 24 hours. Do not freeze.
- Completely infuse the diluted solution within 9 hours after removal from the refrigerator.
- If the diluted solution is removed from the refrigerator, it must not be restored in the refrigerator.
- Discard the diluted solution if refrigerated more than 24 hours or if the diluted solution is not able to be completely infused within 9 hours after removal from the refrigerator.

Table 1: Projected Intravenous Infusion Volume for NEXVIAZYME Administration According to Patient Weight

Patient Weight Range (kg)	Total Infusion Volume (mL) for 20 mg/kg	Total Infusion Volume (mL) for 40 mg/kg
5 to 9.9	N/A	100
10 to 19.9	N/A	200
20 to 29.9	N/A	300
30 to 34.9	200	N/A
35 to 49.9	250	N/A
50 to 59.9	300	N/A
60 to 99.9	500	N/A
100 to 119.9	600	N/A
120 to 140	700	N/A

2.4 Administration Instructions

1. It is recommended to use an in-line, low protein binding, 0.2 micrometer filter to administer NEXVIAZYME.
2. Administer the infusion incrementally, as determined by the patient's response and comfort.

When the recommended dose is 20 mg/kg

- *Initial and Subsequent Infusions:* The recommended starting infusion rate is 1 mg/kg/hour. If there are no signs of infusion-associated reactions (IARs), gradually increase the infusion rate every 30 minutes in each of the following three steps: 3 mg/kg/hour, 5 mg/kg/hour, and then 7 mg/kg/hour; then, maintain the infusion rate at 7 mg/kg/hour until the infusion is complete. The approximate total infusion duration is 4 hours to 5 hours.

When the recommended dose is 40 mg/kg

- *Initial Infusion:* The recommended starting infusion rate is 1 mg/kg/hour. If there are no signs of IARs, gradually increase the infusion rate every 30 minutes in each of the following three steps: 3 mg/kg/hour, 5 mg/kg/hour, and then 7 mg/kg/hour; then, maintain the infusion rate at 7 mg/kg/hour until the infusion is complete (4-step process). The approximate total infusion duration is 7 hours.
 - *Subsequent Infusions:* The recommended starting infusion rate is 1 mg/kg/hour, with gradual increase in infusion rate every 30 minutes if there are no signs of IARs. The process may use either the above 4-step process or the following 5-step process:
3 mg/kg/hour, 6 mg/kg/hour, 8 mg/kg/hour, and then 10 mg/kg/hour; then, maintain the infusion rate at 10 mg/kg/hour until the infusion is complete. The approximate total 5-step infusion duration is 5 hours.
3. After the infusion is complete, flush the intravenous line with 5% Dextrose Injection.
 4. Discard any unused diluted product after 9 hours.
 5. Do not infuse NEXVIAZYME in the same intravenous line with other products.

3 DOSAGE FORMS AND STRENGTHS

For injection: 100 mg of avalglucosidase alfa-ngpt as a white to pale-yellow lyophilized powder in a single-dose vial for reconstitution.

4 CONTRAINDICATIONS

None.

5 WARNINGS AND PRECAUTIONS

5.1 Hypersensitivity Reactions Including Anaphylaxis

Prior to NEXVIAZYME administration, consider pretreating with antihistamines, antipyretics, and/or corticosteroids. Appropriate medical support measures, including cardiopulmonary resuscitation equipment, should be readily available during NEXVIAZYME administration.

- If a *severe* hypersensitivity reaction (e.g., anaphylaxis) occurs, NEXVIAZYME should be discontinued immediately and appropriate medical treatment should be initiated. The risks

and benefits of readministering NEXVIAZYME following severe hypersensitivity reaction (including anaphylaxis) should be considered. Some patients have been rechallenged using slower infusion rates at a dosage lower than the recommended dosage. In patients with severe hypersensitivity reaction, a desensitization procedure to NEXVIAZYME may be considered. If the decision is made to readminister NEXVIAZYME, ensure the patient tolerates the infusion. If the patient tolerates the infusion, the dosage (dose and/or the rate) may be increased to reach the approved recommended dosage.

- If a *mild or moderate* hypersensitivity reaction occurs, the infusion rate may be slowed or temporarily stopped.

Life-threatening hypersensitivity reactions, including anaphylaxis, have been reported in NEXVIAZYME-treated patients. In clinical studies, 67 (48%) NEXVIAZYME-treated patients experienced hypersensitivity reactions, including 6 (4%) patients who reported severe hypersensitivity reactions and 3 (2%) additional patients who experienced anaphylaxis; 1 (1%) patient experiencing anaphylaxis discontinued from the study. Some of the hypersensitivity reactions were IgE mediated. Anaphylaxis signs and symptoms included respiratory distress, chest discomfort, flushing, cough, erythema, lip swelling, pruritus, swollen tongue, dysphagia, and rash. Symptoms of severe hypersensitivity reactions included respiratory distress, erythema, urticaria, tongue edema, and rash. Increased incidence of hypersensitivity reactions was observed in patients with higher antidrug antibody (ADA) titers [*see Adverse Reactions (6.2)*].

5.2 Infusion-Associated Reactions

Antihistamines, antipyretics, and/or corticosteroids can be given prior to NEXVIAZYME administration to reduce the risk of infusion-associated reactions (IARs). However, IARs may still occur in patients after receiving pretreatment.

If *severe* IARs occur, consider immediate discontinuation of NEXVIAZYME, initiation of appropriate medical treatment, and the benefits and risks of readministering NEXVIAZYME following severe IARs. Some patients have been rechallenged using slower infusion rates at a dose lower than the recommended dose. Once a patient tolerates the infusion, the dose may be increased to reach the recommended approved dose.

If *mild or moderate* IARs occur regardless of pretreatment, decreasing the infusion rate or temporarily stopping the infusion may ameliorate the symptoms.

In clinical studies, IARs were reported to occur at any time during and/or within a few hours after the NEXVIAZYME infusion and were more likely to occur with higher infusion rates. IARs were reported in 48 (34%) NEXVIAZYME-treated patients in clinical studies. In these studies, 5 (4%) NEXVIAZYME-treated patients reported 10 severe IARs including symptoms of chest discomfort, nausea, dysphagia, erythema, respiratory distress, tongue edema, urticaria, and increased blood pressure. The majority of IARs were assessed as mild to moderate. IARs that led to treatment discontinuation were chest discomfort, cough, dizziness, erythema, flushing, nausea, ocular hyperemia, and respiratory distress. Increased incidence of IARs was observed in patients with higher ADA titers [*see Adverse Reactions (6.2)*].

Patients with an acute underlying illness at the time of NEXVIAZYME infusion appear to be at greater risk for IARs. Patients with advanced Pompe disease may have compromised cardiac and respiratory function, which may predispose them to a higher risk of severe complications from IARs.

5.3 Risk of Acute Cardiorespiratory Failure in Susceptible Patients

Patients susceptible to fluid volume overload, or those with acute underlying respiratory illness or compromised cardiac or respiratory function for whom fluid restriction is indicated may be at risk of serious exacerbation of their cardiac or respiratory status during the NEXVIAZYME infusion. More frequent monitoring of vitals should be performed during NEXVIAZYME infusion in these patients. Some patients may require prolonged observation times.

6 ADVERSE REACTIONS

The following serious adverse reactions are discussed in greater detail in other sections of the labeling:

- Hypersensitivity Reactions Including Anaphylaxis [*see Warnings and Precautions (5.1)*]
- Infusion-Associated Reactions (IARs) [*see Warnings and Precautions (5.2)*]

6.1 Clinical Trials Experience

Because clinical trials are conducted under widely varying conditions, adverse reaction rates observed in the clinical trials of a drug cannot be directly compared to rates in the clinical trials of another drug and may not reflect the rates observed in practice.

Adverse Reactions from Clinical Trials in the Pompe Disease Population

The pooled safety analysis from 4 clinical trials (mean exposure of 26 months, up to 85 months of treatment) included a total of 141 NEXVIAZYME-treated patients (118 adult and 23 pediatric patients) [*see Clinical Studies (14.1)*].

Serious adverse reactions reported in 2 or more NEXVIAZYME-treated patients were respiratory distress, chills, and pyrexia. Serious adverse events were similar across both adult and pediatric populations.

A total of 5 NEXVIAZYME-treated patients in clinical trials permanently discontinued NEXVIAZYME due to adverse reactions, including 2 of these patients who discontinued the treatment because of a serious adverse reaction.

The most frequently reported adverse reactions (>5%) in the pooled safety population were headache, diarrhea, nausea, fatigue, arthralgia, myalgia, dizziness, rash, vomiting, pyrexia, abdominal pain, pruritus, erythema, abdominal pain upper, chills, cough, urticaria, dyspnea, hypertension, and hypotension.

IARs were reported in 48 (34%) NEXVIAZYME-treated patients. IARs reported in more than 1 patient included chills, cough, diarrhea, erythema, fatigue, headache, influenza-like illness, nausea, ocular hyperemia, pain in extremity, pruritus, rash erythematous, tachycardia, urticaria, vomiting, chest discomfort, dizziness, hyperhidrosis, lip swelling, oxygen saturation decreased, pain, palmar erythema, swollen tongue, abdominal pain upper, burning sensation, eyelid edema, feeling cold, flushing, respiratory distress, throat irritation, and tremor [*see Warnings and Precautions (5.2)*].

Adverse Reactions from Clinical Trials in Late-Onset Pompe Disease (LOPD)

In Study 1, 100 patients aged 16 to 78 years of age with LOPD (naive to enzyme replacement therapy) were treated with either 20 mg/kg of NEXVIAZYME (n=51) or 20 mg/kg of

alglucosidase alfa (n=49) given every other week as an intravenous infusion for 49 weeks followed by an open-label extension period [see *Clinical Studies (14.1)*].

During the double-blind active-controlled period of 49 weeks, serious adverse reactions were reported in 1 (2%) patient treated with NEXVIAZYME and in 3 (6%) patients treated with alglucosidase alfa. The most frequently reported adverse reactions in (>5%) NEXVIAZYME-treated patients were headache, fatigue, diarrhea, nausea, arthralgia, dizziness, myalgia, pruritus, vomiting, dyspnea, erythema, paresthesia, and urticaria.

IARs were reported in 13 (25%) of the NEXVIAZYME-treated patients. IARs reported in more than 1 patient on NEXVIAZYME were mild to moderate and included headache, diarrhea, pruritus, urticaria, and rash. None of them were severe IARs. IARs were reported in 16 (33%) patients treated with alglucosidase alfa. IARs reported in more than 1 patient on alglucosidase alfa were mild to severe and included dizziness, flushing, dyspnea, nausea, pruritus, rash, erythema, chills, and feeling hot. Severe IARs were reported in 2 patients treated with alglucosidase alfa.

Table 2 summarizes the adverse reactions that occurred in at least 3 NEXVIAZYME-treated patients ($\geq 6\%$) in Study 1. Study 1 was not designed to demonstrate a statistically significant difference in the incidence of adverse reactions in the NEXVIAZYME and the alglucosidase alfa treatment groups.

Table 2: Adverse Reactions Reported in at Least 6% of NEXVIAZYME-Treated Patients with LOPD in Study 1

Adverse Reaction	NEXVIAZYME (N=51) n (%)	Alglucosidase Alfa (N=49) n (%)
Headache	11 (22%)	16 (33%)
Fatigue	9 (18%)	7 (14%)
Diarrhea	6 (12%)	8 (16%)
Nausea	6 (12%)	7 (14%)
Arthralgia	5 (10%)	8 (16%)
Dizziness	5 (10%)	4 (8%)
Myalgia	5 (10%)	7 (14%)
Pruritus	4 (8%)	4 (8%)
Vomiting	4 (8%)	3 (6%)
Dyspnea	3 (6%)	4 (8%)
Erythema	3 (6%)	3 (6%)
Paresthesia	3 (6%)	2 (4%)
Urticaria	3 (6%)	1 (2%)

6.2 Immunogenicity

As with all therapeutic proteins, there is potential for immunogenicity. The detection of antibody formation is highly dependent on the sensitivity and specificity of the assay. Additionally, the observed incidence of antibody (including neutralizing antibody) positivity in an assay may be influenced by several factors, including assay methodology, sample handling, timing of sample collection, concomitant medications, and underlying disease. For these reasons, comparison of

the incidence of antibodies in the studies described below with the incidence of antibodies in other studies or to other avalglucosidase alfa products may be misleading.

The incidence of anti-avalglucosidase alfa-ngpt antibodies (antidrug antibodies, ADA) in NEXVIAZYME-treated patients with Pompe disease is shown in Table 3. In NEXVIAZYME-treated patients (mean of 26 months, up to 85 months of treatment), the incidence of IAR was 62% (8/13) in those with an ADA peak titer $\geq 12,800$, compared with incidences of 19% (8/43) in those with ADA peak titer $< 12,800$ and 33% (1/3) in those who were ADA-negative [see *Warnings and Precautions (5.2)*]. Increased incidence of hypersensitivity reactions was observed in patients with higher ADA titers (4/13, 31%) compared to lower ADA titers (2/14, 14%). In enzyme replacement therapy (ERT)–experienced adult patients, the occurrences of IARs and hypersensitivity reactions were higher in patients who developed ADA compared to patients who were ADA-negative. One (1) treatment-naive patient (ADA peak titer 3,200) and 2 treatment-experienced patients (ADA peak titers; 800 and 12,800, respectively) developed anaphylaxis [see *Warnings and Precautions (5.1)*].

The median time to seroconversion was 8 weeks. No clear trend of ADA impact on pharmacokinetics was observed [see *Clinical Pharmacology (12.3)*]. A trend toward decreased pharmacodynamic response as measured by percent change of urinary glucose tetrasaccharides from baseline was observed in patients with ADA peak titer $\geq 12,800$. The development of ADA did not have an apparent impact on clinical efficacy.

ADA cross-reactivity studies showed that antibodies to avalglucosidase alfa-ngpt were cross-reactive to alglucosidase alfa.

Table 3: Incidence of Anti-Avalglucosidase Alfa-ngpt Antibodies in Patients with Pompe Disease

	NEXVIAZYME				
	Treatment-Naive Patients Avalglucosidase alfa-ngpt ADA* (N=61)†	Treatment-Experienced Patients Avalglucosidase alfa-ngpt ADA (N=74)‡			
		Adults/Pediatrics 20 mg/kg every two weeks (N=61)†	Adults 20 mg/kg every two weeks (N=58)	Pediatrics 20 mg/kg every two weeks (N=6)	Pediatrics 40 mg/kg every two weeks (N=10)
		n (%)	n (%)	n (%)	n (%)
ADA at baseline	2 (3%)	43 (74%)	1 (17%)	1 (10%)	
ADA after treatment	58 (95%)	32 (55%)	1 (17%)	5 (50%)	
Neutralizing Antibody (NAb)					
Both NAb types	13 (21%)	3 (5%)	0	0	
Inhibition of enzyme activity	17 (28%)	10 (18%)	0	0	
Inhibition of enzyme cellular uptake	24 (39%)	12 (21%)	0	1 (10%)	

* Includes one pediatric patient

† Treatment naive: only treated with a valglucosidase alfa-ngpt

‡ Treatment experienced: previously treated with alglucosidase alfa. Treatment-experienced patients received alglucosidase alfa treatment within a range of 0.9-9.9 years for a dult patients and 0.5-11.7 years for pediatric

patients before receiving NEXVIAZYME.

8 USE IN SPECIFIC POPULATIONS

8.1 Pregnancy

Risk Summary

Available data from case reports of NEXVIAZYME use in pregnant women are insufficient to evaluate for a drug associated risk of major birth defects, miscarriage, or adverse maternal or fetal outcomes. However, available data from postmarketing reports and published case reports on alglucosidase alfa (another hydrolytic lysosomal glycogen-specific enzyme replacement therapy) use in pregnant women have not identified a drug-associated risk of adverse pregnancy outcomes. The continuation of treatment for Pompe disease during pregnancy should be individualized to the pregnant woman. Untreated Pompe disease may result in worsening disease symptoms in pregnant women [see *Clinical Considerations*].

Embryo-fetal toxicity studies performed in pregnant mice resulted in maternal toxicity related to an immunologic response (including an anaphylactoid response) and embryo-fetal loss at 17 times the human steady-state AUC at the recommended biweekly dose of 20 mg/kg for LOPD patients weighing ≥ 30 kg or 10 times the human steady-state AUC at the recommended biweekly dose of 40 mg/kg for LOPD patients weighing < 30 kg. A valglucosidase alfa-ngpt did not cross the placenta in mice, therefore, the adverse effects were likely related to the immunologic response in the mothers. Embryo-fetal toxicity studies performed in pregnant rabbits showed no adverse effects on the fetuses at exposure up to 91 times the human steady-state AUC at the recommended biweekly dosage of 20 mg/kg for LOPD patients weighing ≥ 30 kg or 50 times the human steady-state AUC at the recommended biweekly dose of 40 mg/kg for LOPD patients weighing < 30 kg [see *Data*].

The estimated background risk of major birth defects and miscarriage in the indicated population is unknown. All pregnancies have a background risk of birth defect, miscarriage, or other adverse outcomes. In the U.S. general population, the estimated background risk of major birth defects and miscarriage in clinically recognized pregnancies is 2% to 4% and 15% to 20%, respectively.

Pregnant women exposed to NEXVIAZYME, or their healthcare providers, should report NEXVIAZYME exposure by calling 1-800-745-4447, extension 15500.

Clinical Considerations

Disease-associated maternal and/or embryo-fetal risk

Untreated Pompe disease has been associated with worsening respiratory and musculoskeletal symptoms in some pregnant women.

Data

Animal data

The majority of reproductive toxicity studies in mice included the pretreatment with diphenhydramine (DPH) to prevent or minimize hypersensitivity reactions. The effects of NEXVIAZYME were evaluated based on comparison with a control group treated with DPH alone. Rabbits tested in reproductive toxicity studies were not pretreated with DPH because hypersensitivity reactions were not observed.

Embryo-fetal toxicity studies performed in pregnant mice at doses of 0, 10, 20, or 50 mg/kg/day administered intravenously once daily on gestational days 6 through 15 resulted in an immunologic response, including an anaphylactoid response, in some dams at the highest dose of 50 mg/kg/day (17 times the human steady-state AUC at the recommended biweekly dose of 20 mg/kg for LOPD patients weighing ≥ 30 kg or 10 times the human steady-state AUC at the recommended biweekly dose of 40 mg/kg for LOPD patients weighing < 30 kg). Increased postimplantation loss and mean number of late resorptions were observed in this group. Placental transfer studies determined that avalglucosidase alfa-ngpt was not transported from the maternal to the fetal circulation in mice, suggesting that the embryo-fetal effects were due to maternal toxicity relating to the immunologic response. The maternal no observed adverse effect level (NOAEL) was 50 mg/kg/day intravenously (17 times the human AUC) and the developmental NOAEL was 20 mg/kg/day intravenously (4.8 times the human AUC).

Embryo-fetal toxicity studies performed in rabbits at doses of 0, 30, 60, and 100 mg/kg/day administered intravenously once daily on gestational days 6 through 19 resulted in no adverse effects in the fetuses at the highest dose (100 mg/kg/day; 91 times the human steady-state AUC at the recommended biweekly dosage of 20 mg/kg for LOPD patients weighing ≥ 30 kg or 50 times the human steady-state AUC at the recommended biweekly dose of 40 mg/kg for LOPD patients weighing < 30 kg). Furthermore, the administration of NEXVIAZYME intravenously every other day in mice from gestational day 6 through postpartum day 20 did not produce adverse effects in the offspring at the highest dose of 50 mg/kg (maternal exposure not evaluated).

8.2 Lactation

Risk Summary

There are no data on the presence of avalglucosidase alfa-ngpt in human or animal milk, the effects on the breastfed infant, or the effects on milk production. Available published literature suggests the presence of alglucosidase alfa (another hydrolytic lysosomal glycogen-specific enzyme replacement therapy) in human milk. The developmental and health benefits of breastfeeding should be considered along with the mother's clinical need for NEXVIAZYME and any potential adverse effects on the breastfed child from NEXVIAZYME or from the underlying maternal condition.

Lactating women exposed to NEXVIAZYME, or their healthcare providers, should report NEXVIAZYME exposure by calling 1-800-745-4447, extension 15500.

8.4 Pediatric Use

The safety and effectiveness of NEXVIAZYME for the treatment of late-onset Pompe disease have been established in pediatric patients 1 year of age and older. Use of NEXVIAZYME for this indication is supported by evidence from two clinical studies which included adults with LOPD, and 1 pediatric patient with LOPD (16 years of age) and from safety experience in 19 pediatric patients with infantile-onset Pompe disease (IOPD) (1 to 12 years of age) treated with NEXVIAZYME [see *Clinical Studies (14.1)*]. NEXVIAZYME is not approved for the treatment of IOPD.

The safety profile of NEXVIAZYME in pediatric patients 1 to 12 years old with Pompe disease was similar to the safety profile of NEXVIAZYME in older pediatric and adult patients with LOPD. The safety and effectiveness of NEXVIAZYME have not been established in pediatric

patients younger than 1 year of age.

8.5 Geriatric Use

Clinical studies with NEXVIAZYME included 14 patients 65 to 74 years of age and 3 patients 75 years of age and older. The recommended dosage in geriatric patients is the same as the recommended dosage in younger adult patients [*see Adverse Reactions (6.1)*].

11 DESCRIPTION

Avalglucosidase alfa-ngpt is a hydrolytic lysosomal glycogen-specific recombinant human α -glucosidase enzyme conjugated with multiple synthetic bis-mannose-6-phosphate (bis-M6P)-tetra-mannose glycans resulting in approximately 15 moles of M6P per mole of enzyme (15 M6P) and is produced in Chinese hamster ovary cells (CHO). Avalglucosidase alfa-ngpt has a molecular weight of approximately 124 kDa.

NEXVIAZYME (avalglucosidase alfa-ngpt) for injection is a sterile white to pale-yellow lyophilized powder for intravenous use after reconstitution and dilution. Each single-dose vial contains 100 mg of avalglucosidase alfa-ngpt, glycine (200 mg), L-Histidine (10.7 mg), L-Histidine HCl monohydrate (6.5 mg), mannitol (200 mg), and polysorbate 80 (1 mg). After reconstitution with 10 mL of Sterile Water for Injection, USP, the resultant concentration is 100 mg/10 mL (10 mg/mL) with a pH of approximately 6.2.

12 CLINICAL PHARMACOLOGY

12.1 Mechanism of Action

Pompe disease (also known as glycogen storage disease type II, acid maltase deficiency, and glycogenosis type II) is an inherited disorder of glycogen metabolism caused by a deficiency of the lysosomal enzyme acid α -glucosidase (GAA), which results in intralysosomal accumulation of glycogen in various tissues.

Avalglucosidase alfa-ngpt provides an exogenous source of GAA. The M6P on avalglucosidase alfa-ngpt mediates binding to M6P receptors on the cell surface with high affinity. After binding, it is internalized and transported into lysosomes where it undergoes proteolytic cleavage that results in increased GAA enzymatic activity. Avalglucosidase alfa-ngpt then exerts enzymatic activity in cleaving glycogen.

12.2 Pharmacodynamics

In patients with Pompe disease, excess of glycogen is degraded to hexose tetrasaccharide (Hex4) which is then excreted in urine. The urinary Hex4 assay measures its major component, glucose tetrasaccharide (Glc4). In clinical studies, treatment with NEXVIAZYME resulted in reductions of urinary Glc4 concentrations (normalized by urine creatinine and reported as mmol Glc4/mol creatinine) in patients with Pompe disease.

In Study 1, the baseline mean urinary Glc4 concentration was 12.7 mmol/mol and 8.7 mmol/mol in NEXVIAZYME and alglucosidase alfa treatment groups, respectively, in treatment-naïve LOPD patients [*see Clinical Studies (14.1)*]. The mean percentage (SD) change in urinary Glc4 concentrations from baseline to Week 49 was -54% (24) and -11% (32) in the NEXVIAZYME and alglucosidase alfa treatment groups, respectively.

12.3 Pharmacokinetics

The avalglucosidase alfa-ngpt exposure increases in an approximately proportional manner with increasing doses over a range from 5 to 20 mg/kg (0.25 to 1 time the approved recommended dosage in LOPD patients weighing ≥ 30 kg or 0.125 to 0.5 times the approved recommended dosage in LOPD patients weighing < 30 kg). No accumulation was observed following every two weeks dosing. Following intravenous infusion of 20 mg/kg of NEXVIAZYME every two weeks in LOPD patients weighing ≥ 30 kg, the mean \pm SD plasma C_{\max} of avalglucosidase alfa-ngpt at Week 1 and Week 49 was 259 ± 72 $\mu\text{g/mL}$ and 242 ± 81 $\mu\text{g/mL}$, respectively; the mean \pm SD plasma AUC of avalglucosidase alfa-ngpt at Week 1 and Week 49 was $1,290 \pm 420$ $\mu\text{g}\cdot\text{h/mL}$ and $1,250 \pm 433$ $\mu\text{g}\cdot\text{h/mL}$, respectively. Patients weighing < 30 kg are expected to have similar AUC following intravenous infusion of 40 mg/kg of NEXVIAZYME every two weeks.

Distribution

The volume of distribution of avalglucosidase alfa-ngpt was 3.4 L in LOPD patients.

Elimination

The mean avalglucosidase alfa-ngpt plasma elimination half-life was 1.6 hours in LOPD patients. The mean avalglucosidase alfa-ngpt clearance was 0.9 L/hour.

Metabolism

The metabolic pathway of avalglucosidase alfa-ngpt has not been characterized. The protein portion of avalglucosidase alfa-ngpt is expected to be metabolized into small peptides and amino acids via catabolic pathways.

Antidrug Antibody Effects on Pharmacokinetics

In treatment-naive LOPD patients who received NEXVIAZYME 20 mg/kg every two weeks, 96% (49/51) of patients developed treatment emergent ADA. The exposure (e.g., AUC) in the two ADA-negative patients was within the range of that in patients who developed ADA. Among the patients who developed ADA, the median AUC was similar between Week 1 and Week 49 irrespective of titer values and neutralizing activities of the ADA. Increased incidence of IARs was observed in patients with sustained higher ADA peak titers ($> 12,800$) [*see Adverse Reactions (6.1)*].

Specific Populations

Population pharmacokinetic analyses indicated that age and sex did not significantly influence the pharmacokinetics of avalglucosidase alfa-ngpt in patients with Pompe disease aged 1 to 78 years.

Pediatric patients

In 16 patients aged 1 to 12 years with Pompe disease, following a 4-hour intravenous infusion of NEXVIAZYME 20 mg/kg every two weeks and 7-hour intravenous infusion of NEXVIAZYME 40 mg/kg every two weeks, the mean C_{\max} ranged from 175 to 189 $\mu\text{g/mL}$ and 250 to 403 $\mu\text{g/mL}$, respectively. The mean AUC_{last} ranged from 805 to 923 $\mu\text{g}\cdot\text{hr/mL}$ for 20 mg/kg every two weeks and 1,720 to 2,630 $\mu\text{g}\cdot\text{hr/mL}$ for 40 mg/kg every two weeks.

13 NONCLINICAL TOXICOLOGY

13.1 Carcinogenesis, Mutagenesis, Impairment of Fertility

Long-term studies in animals to evaluate the carcinogenic potential or studies to evaluate

mutagenic potential have not been performed with avalglucosidase alfa-ngpt.

Intravenous administration of avalglucosidase alfa-ngpt every other day at doses up to 50 mg/kg (exposure not evaluated) had no adverse effects on fertility in male or female mice.

14 CLINICAL STUDIES

14.1 Clinical Trial in Patients with Late-Onset Pompe Disease

Study 1 (NCT02782741) was a randomized, double-blinded, multinational, multicenter trial comparing the efficacy and safety of NEXVIAZYME to alglucosidase alfa in 100 treatment-naive patients with LOPD. Patients were randomized in a 1:1 ratio based on baseline forced vital capacity (FVC), gender, age, and country to receive 20 mg/kg of NEXVIAZYME or alglucosidase alfa administered intravenously once every two weeks for 49 weeks. The trial included an open-label, long-term, follow-up phase of up to 5 years, in which patients in the alglucosidase alfa arm were switched to NEXVIAZYME treatment. Of the 100 randomized patients, 52 were males, the baseline median age was 49 years old (range from 16 to 78), median baseline weight was 76.4 kg (range from 38 to 139 kg), median length of time since diagnosis was 6.9 months (range from 0.3 to 328.4 months), mean age at diagnosis was 46.4 years old (range from 11 to 78), mean FVC (% predicted) at baseline was 62.1% (range from 32 to 85%), and mean 6MWT at baseline was 388.9 meters (range from 118 to 630 meters).

Endpoints and Results from the 49-Week Active-Controlled Period in Study 1

The primary endpoint of Study 1 was the change in FVC (% predicted) in the upright position from baseline to Week 49. At Week 49, the least squares (LS) mean change in FVC (% predicted) for patients treated with NEXVIAZYME and alglucosidase alfa was 2.9% and 0.5%, respectively. The estimated treatment difference was 2.4% (95% CI: -0.1, 5.0) favoring NEXVIAZYME (see Table 4). Figure 1 presents the LS mean change from baseline in FVC (% predicted) over time by treatment group up to Week 49.

Table 4: Summary Results of FVC (% predicted) in Upright Position in Treatment-Naive Patients with LOPD (Study 1)*

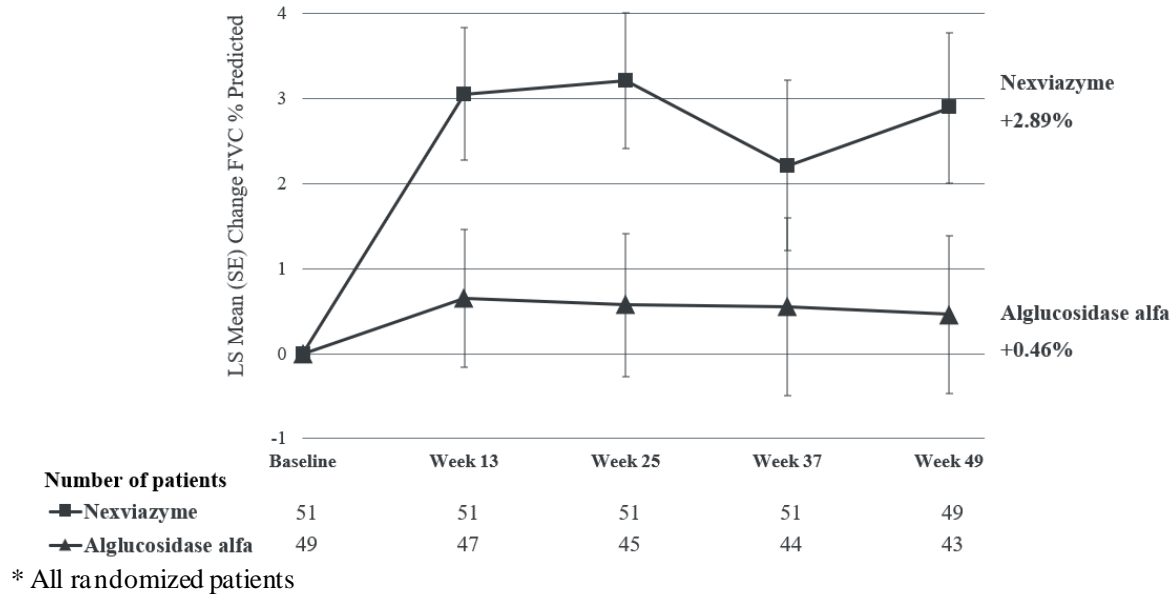
		NEXVIAZYME (n=51)	Alglucosidase Alfa (n=49)
Pretreatment baseline	Mean (SD)	62.5 (14.4)	61.6 (12.4)
Week 49	Mean (SD)	65.5 (17.4)	61.2 (13.5)
Estimated change from baseline to week 49	LS mean (SE)	2.9 [†] (0.9)	0.5 [†] (0.9)
Estimated difference between groups in change from baseline to week 49	LS mean (95% CI)	2.4 ^{††} (-0.1, 5.0)	

* All randomized patients

[†] Estimated using a mixed model for repeated measures (MMRM) including baseline FVC (% predicted, a continuous), sex, baseline age (years), treatment group, visit, and treatment-by-visit interaction term as fixed effects.

^{††} Noninferiority margin of 1.1% (p=0.0074). Statistical superiority of NEXVIAZYME over alglucosidase alfa was not achieved (p=0.06).

Figure 1: Plot of LS Mean (SE) Change from Baseline of FVC (% predicted) in Upright Position over Time in Treatment-Naive Patients with LOPD (Study 1)*



The key secondary endpoint of Study 1 was change in total distance walked in 6 minutes (6-Minute Walk Test, 6MWT) from baseline to Week 49. At Week 49, the LS mean change from baseline in 6MWT for patients treated with NEXVIAZYME and alglucosidase alfa was 32.2 meters and 2.2 meters, respectively. The estimated treatment difference was 30 meters (95% CI: 1.3, 58.7) favoring NEXVIAZYME (Table 5). Figure 2 presents the LS mean change from baseline in 6MWT distance over time by treatment group.

Table 5: Summary Results of 6-Minute Walk Test in Treatment-Naive Patients with LOPD (Study 1)*

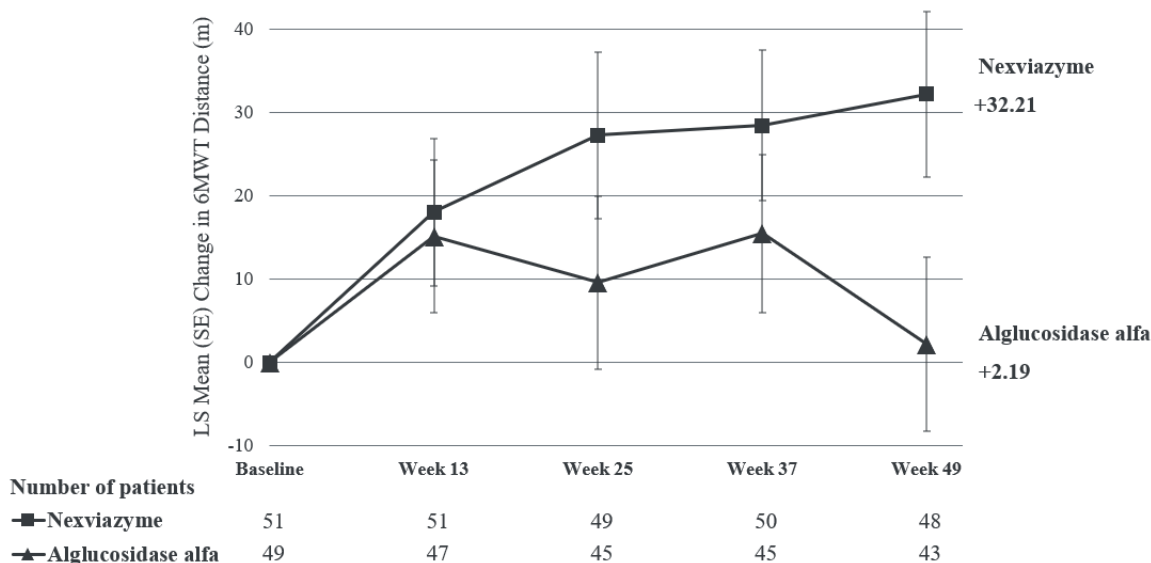
		NEXVIAZYME (n=51)	Alglucosidase Alfa (n=49)
Pretreatment baseline	Mean (SD)	399.3 (110.9)	378.1 (116.2)
Week 49	Mean (SD)	441.3 (109.8)	383.6 (141.1)
Estimated change from baseline to week 49	LS mean (SE)	32.2 [†] (9.9)	2.2 [†] (10.4)
Estimated difference between groups in change from baseline to week 49	LS mean (95% CI)	30.0 ^{†‡} (1.3, 58.7)	

* All randomized patients

[†] The MMRM model for 6MWT distance adjusts for baseline FVC (% predicted), baseline 6MWT (distance walked in meters), baseline age (years), gender, treatment group, visit, and treatment-by-visit interaction as fixed effects.

[‡] p-value at nominal level, without multiplicity adjustment (p=0.04).

Figure 2: Plot of LS Mean (SE) Change from Baseline of 6MWT (distance walked, in meters) over Time in Treatment-Naive Patients with LOPD (Study 1)*



* All randomized patients

16 HOW SUPPLIED/STORAGE AND HANDLING

NEXVIAZYME (avalglucosidase alfa-ngpt) for injection is supplied as a sterile, white to pale-yellow lyophilized powder in single-dose vials.

One 100 mg vial in a carton: NDC 58468-0426-1

Refrigerate vials of NEXVIAZYME at 36°F to 46°F (2°C to 8°C). Do not use NEXVIAZYME after the expiration date on the vial.

17 PATIENT COUNSELING INFORMATION

Hypersensitivity Reactions (Including Anaphylaxis) and Infusion-Associated Reactions (IARs)

Advise the patients and caregivers that reactions related to the infusion may occur during and after NEXVIAZYME treatment, including anaphylactic reactions, other serious or severe hypersensitivity reactions, and IARs. Inform patients of the signs and symptoms of hypersensitivity reactions and IARs and have them seek medical care should signs and symptoms occur [see *Warnings and Precautions (5.1, 5.2)*].

Risk of Acute Cardiorespiratory Failure

Advise patients and caregivers that patients with underlying respiratory illness or compromised cardiac or respiratory function may be at risk of acute cardiorespiratory failure from volume overload during NEXVIAZYME infusion [see *Warnings and Precautions (5.3)*].

NEXVIAZYME Exposure During Pregnancy or Lactation

Pregnant or lactating women exposed to NEXVIAZYME, or their healthcare providers, should report NEXVIAZYME exposure by calling 1-800-745-4447, extension 15500.

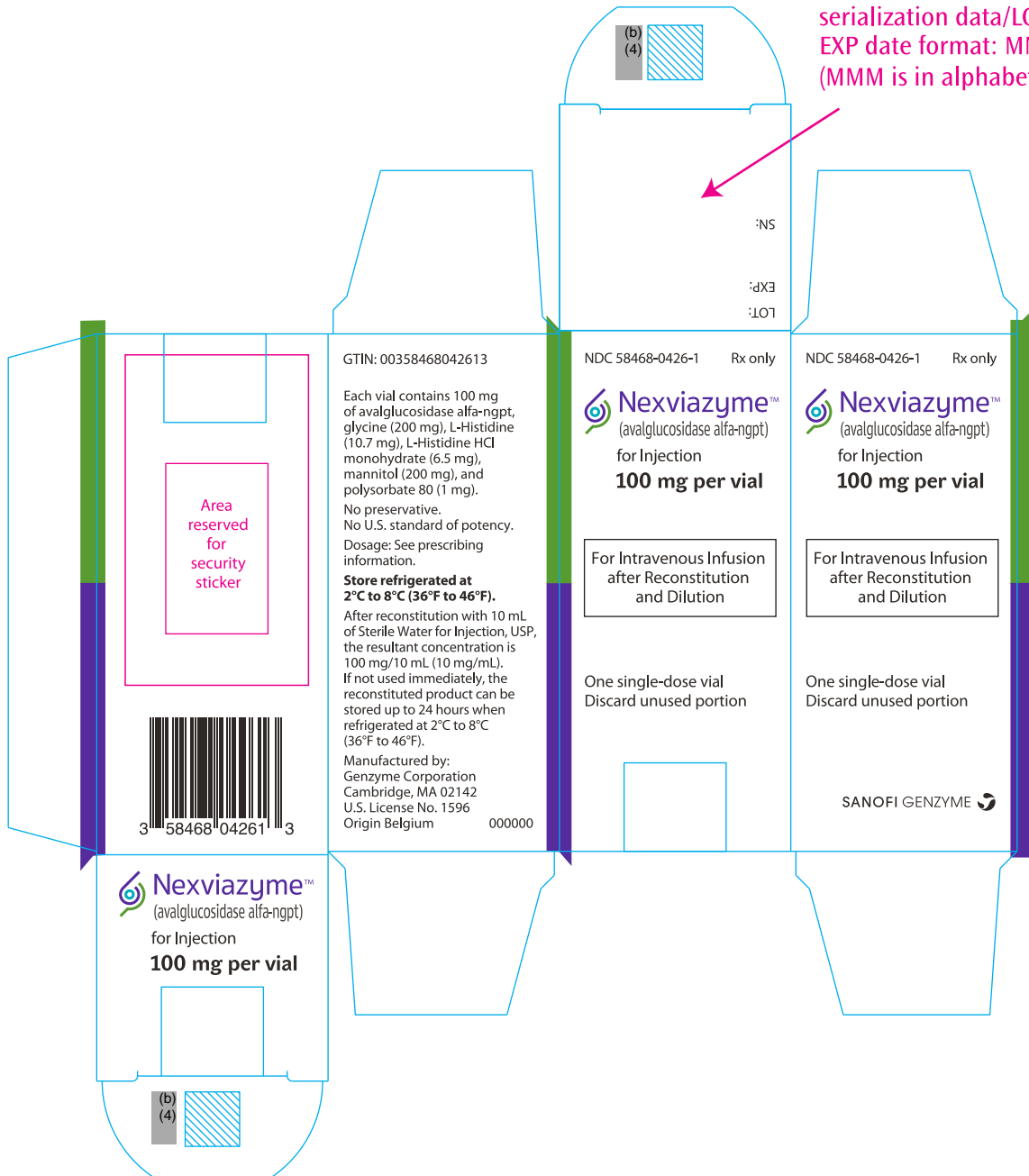
Pompe Registry

Inform patients and their caregivers that the Pompe Registry has been established in order to better understand the variability and progression of Pompe disease, and to continue to monitor and evaluate long-term effects of NEXVIAZYME. Patients and their caregivers should be encouraged to participate in the Pompe Registry and advised that their participation is voluntary and may involve long-term follow-up. For more information regarding the registry program, visit www.registrynxt.com or call 1-800-745-4447, extension 15500.

Manufactured by:
Genzyme Corporation
Cambridge, MA 02142
U.S. License Number: 1596

FOR FDA SUBMISSION ONLY

Area reserved for
serialization data/LOT/EXP.
EXP date format: MMM YYYY
(MMM is in alphabetical format)



(b) (4)

FOR FDA SUBMISSION ONLY

(b) (4) (b) (4)

NDC 58468-0426-1 Rx only

Nexviazyme™
(avalglucosidase alfa-ngpt)
for Injection
100 mg per vial

For Intravenous Infusion after Reconstitution and Dilution

Dosage: See prescribing information.
Single-dose vial - Discard unused portion

XXXXXXXXXX

Refrigerate at 2°C to 8°C (36°F to 46°F)

Mfg. by:
Genzyme Corp.
U.S. Lic. No. 1596

LOT:
EXP:

LOT:
EXP:

EXP date format: MMM YYYY
(MMM is in alphabetical format)

(b) (4)

This is a representation of an electronic record that was signed electronically. Following this are manifestations of any and all electronic signatures for this electronic record.

/s/

JANET W MAYNARD
08/06/2021 08:18:21 AM