

**CENTER FOR DRUG EVALUATION AND
RESEARCH**

APPLICATION NUMBER:

50-767

FINAL PRINTED LABELING

Cleocin® Vaginal Ovules

clindamycin phosphate vaginal suppositories

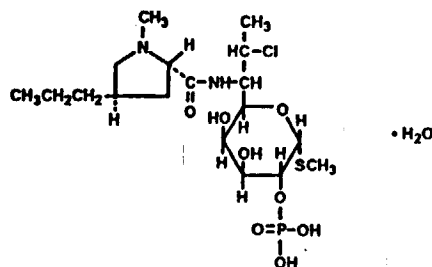


Pharmacia
& Upjohn

FOR INTRAVAGINAL USE ONLY

DESCRIPTION

Clindamycin phosphate is a water-soluble ester of the semisynthetic antibiotic produced by a 7(S)-chloro-substitution of the 7(R)-hydroxyl group of the parent antibiotic lincomycin. The chemical name for clindamycin phosphate is methyl 7-chloro-6,7,8-trideoxy-6-(1-methyl-*trans*-4-propyl-L-2-pyrrolidincarboxamido)-1-thio-L-threo- α -D-galacto-octopyranoside 2-(dihydrogen phosphate). The monohydrate form has a molecular weight of 522.98, and the molecular formula is $C_{18}H_{34}ClN_2O_8PS \cdot H_2O$. The structural formula is represented below:



CLEOCIN Vaginal Ovules are semisolid, white to off-white suppositories for intravaginal administration. Each 2.5 g suppository contains clindamycin phosphate equivalent to 100 mg clindamycin in a base consisting of a mixture of glycerides of saturated fatty acids.

CLINICAL PHARMACOLOGY

Systemic absorption of clindamycin was estimated following a once-a-day intravaginal dose of one clindamycin phosphate vaginal suppository (equivalent to 100 mg clindamycin) administered to 11 healthy female volunteers for 3 days. Approximately 30% (range 6% to 70%) of the administered dose was absorbed systemically on day 3 of dosing based on area under the concentration-time curve (AUC). Systemic absorption was estimated using a subtherapeutic 100 mg intravenous dose of clindamycin phosphate as a comparator in the same volunteers. The mean AUC following day 3 of dosing with the suppository was $3.2 \mu\text{g} \cdot \text{hr}/\text{mL}$ (range 0.42 to $11 \mu\text{g} \cdot \text{hr}/\text{mL}$). The C_{max} observed on day 3 of dosing with the suppository averaged $0.27 \mu\text{g}/\text{mL}$ (range 0.03 to $0.67 \mu\text{g}/\text{mL}$) and was observed about 5 hours after dosing (range 1 to 10 hours). In contrast, the AUC and C_{max} after the single intravenous dose averaged $11 \mu\text{g} \cdot \text{hr}/\text{mL}$ (range 5.1 to $26 \mu\text{g} \cdot \text{hr}/\text{mL}$) and $3.7 \mu\text{g}/\text{mL}$ (range 2.4 to $5.0 \mu\text{g}/\text{mL}$), respectively. The mean apparent elimination half-life after dosing with the suppository was 11 hours (range 4 to 35 hours) and

Cleocin® Vaginal Ovules

clindamycin phosphate vaginal suppositories

DIRECTIONS FOR USE

How do I use CLEOCIN Vaginal Ovules?

For vaginal use only. Do not take by mouth.

Use one CLEOCIN Vaginal Ovule daily, preferably at bedtime, for 3 days in a row.

Read the full directions below before using.

Insertion with the applicator:

1. Remove the vaginal ovule from its packaging. (See Figure 1.)

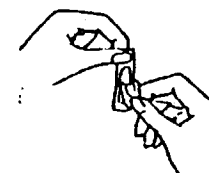


Figure 1

The results from this study showed that systemic exposure to clindamycin (based on AUC) from the suppository was, on average, three-fold lower than that from a single subtherapeutic 100 mg intravenous dose of clindamycin. In addition, the recommended daily and total doses of intravaginal clindamycin suppository are far lower than those typically administered in oral or parenteral clindamycin therapy (100 mg of clindamycin per day for 3 days equivalent to about 30 mg absorbed per day from the ovule relative to 600 to 2700 mg/day for up to 10 days or more, orally or parenterally). The overall systemic exposure to clindamycin from Cleocin Vaginal Ovules is substantially lower than the systemic exposure from therapeutic doses of oral clindamycin hydrochloride (two-fold to 20-fold lower) or parenteral clindamycin phosphate (40-fold to 50-fold lower).

MICROBIOLOGY

Clindamycin inhibits bacterial protein synthesis at the level of the bacterial ribosome. The antibiotic binds preferentially to the 50S ribosomal subunit and affects the process of peptide chain initiation. Although clindamycin phosphate is inactive *in vitro*, rapid *in vivo* hydrolysis converts this compound to the antibacterially active clindamycin.

Culture and sensitivity testing of bacteria are not routinely performed to establish the diagnosis of bacterial vaginosis. (See INDICATIONS AND USAGE.) Standard methodology for the susceptibility testing of the potential bacterial vaginosis pathogens, *Gardnerella vaginalis*, *Mobiluncus* spp, or *Mycoplasma hominis*, has not been defined. Nonetheless, clindamycin is an antimicrobial agent active *in vitro* against most strains of the following organisms that have been reported to be associated with bacterial vaginosis:

Bacteroides spp
Gardnerella vaginalis
Mobiluncus spp
Mycoplasma hominis
Peptost. eptococcus spp

INDICATIONS AND USAGE

CLEOCIN Vaginal Ovules are indicated for 3-day treatment of bacterial vaginosis in non-pregnant women. There are no adequate and well-controlled studies of CLEOCIN Vaginal Ovules in pregnant women.

NOTE: For purposes of this indication, a clinical diagnosis of bacterial vaginosis is usually defined by the presence of a homogeneous vaginal discharge that (a) has a pH of greater than 4.5, (b) emits a "fishy" amine odor when mixed with a 10% KOH solution, and (c) contains clue cells on microscopic examination. Gram's stain results consistent with a diagnosis of bacterial vaginosis include (a) markedly reduced or absent *Lactobacillus* morphology, (b) predominance of *Gardnerella* morphotype, and (c) absent or few white blood cells.

Other pathogens commonly associated with vulvovaginitis, eg, *Trichomonas vaginalis*, *Chlamydia trachomatis*, *Neisseria gonorrhoeae*, *Candida albicans*, and herpes simplex virus, should be ruled out.

CONTRAINDICATIONS

CLEOCIN Vaginal Ovules are contraindicated in individuals with a history of hypersensitivity to clindamycin, lincomycin, or any of the components of this vaginal suppository. CLEOCIN Vaginal Ovules are also contraindicated in individuals with a history of regional enteritis, ulcerative colitis, or a history of "antibiotic-associated" colitis.

WARNINGS

Pseudomembranous colitis has been reported with nearly all antibacterial agents, including clindamycin, and may range in severity from mild to life-threatening. Orally and parenterally administered clindamycin has been associated with severe colitis, which may end fatally. Diarrhea, bloody diarrhea, and colitis (including pseudomembranous colitis) have been reported with the use of orally and parenterally administered clindamycin, as well as with topical (dermal) formulations of clindamycin. Therefore, it is important to consider this diagnosis in patients who present with diarrhea subsequent to the administration of CLEOCIN Vaginal Ovules, because approximately 30% of the clindamycin dose is systemically absorbed from the vagina.

Treatment with antibacterial agents alters the normal flora of the colon and may permit overgrowth of clostridia. Studies indicate that a toxin produced by *Clostridium difficile* is a primary cause of "antibiotic-associated" colitis.

2. Pull back the plunger about an inch and place the vaginal ovule in the wider end of the applicator barrel. (See Figure 2.)

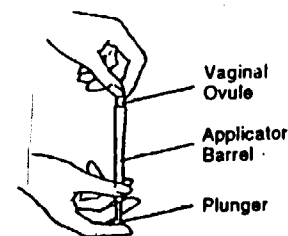


Figure 2

3. Hold the applicator as shown and gently insert the end of the applicator into the vagina as far as it will go comfortably. This can be done while lying on your back with your knees bent (as shown in Figure 3), or while standing with your feet apart and your knees bent.

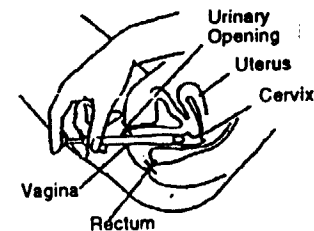


Figure 3

4. While holding the barrel of the applicator in place, push the plunger in until it stops to release the vaginal ovule. Remove the applicator from the vagina.

5. Clean the applicator after each use. Pull the two pieces apart and wash them with soap and warm water. Rinse well and dry. Put the two pieces back together and store in a clean, dry place.

6. Once inside the vagina, the ovule melts. Lie down as soon as possible. This will keep leakage to a minimum.

7. Repeat steps 1 through 6; before bedtime, for the next 2 days.

Insertion without the appli-

nosis in patients who present with diarrhea subsequent to the administration of CLEOCIN Vaginal Ovules, because approximately 30% of the clindamycin dose is systemically absorbed from the vagina.

Treatment with antibacterial agents alters the normal flora of the colon and may permit overgrowth of clostridia. Studies indicate that a toxin produced by *Clostridium difficile* is a primary cause of "antibiotic-associated" colitis.

After the diagnosis of pseudomembranous colitis has been established, therapeutic measures should be initiated. Mild cases of pseudomembranous colitis usually respond to discontinuation of the drug alone. In moderate to severe cases, consideration should be given to management with fluids and electrolytes, protein supplementation, and treatment with an antibacterial drug clinically effective against *Clostridium difficile* colitis.

Onset of pseudomembranous colitis symptoms may occur during or after antimicrobial treatment.

PRECAUTIONS

General

The use of CLEOCIN Vaginal Ovules may result in the overgrowth of nonsusceptible organisms in the vagina. In clinical studies using CLEOCIN Vaginal Ovules, treatment-related moniliasis was reported in 2.7% and vaginitis in 3.6% of 589 nonpregnant women. Moniliasis, as reported here, includes the terms: vaginal or nonvaginal moniliasis and fungal infection. Vaginitis includes the terms: vulvovaginal disorder, vaginal discharge, and vaginitis/vaginal infection.

Information for the Patient

The patient should be instructed not to engage in vaginal intercourse or use other vaginal products (such as tampons or douches) during treatment with this product.

The patient should also be advised that these suppositories use an oleaginous base that may weaken latex or rubber products such as condoms or vaginal contraceptive diaphragms. Therefore, the use of such products within 72 hours following treatment with CLEOCIN Vaginal Ovules is not recommended.

Drug Interactions

Clindamycin has been shown to have neuromuscular blocking properties that may enhance the action of other neuromuscular blocking agents. Therefore, it should be used with caution in patients receiving such agents.

Carcinogenesis, Mutagenesis, Impairment of Fertility

Long-term studies in animals have not been performed with clindamycin to evaluate carcinogenic potential. Genotoxicity tests performed included a rat micronucleus test and an Ames test. Both tests were negative. Fertility studies in rats treated orally with up to 300 mg/kg/day (31 times the human exposure based on mg/m²) revealed no effects on fertility or mating ability.

ovule melts. Lie down as soon as possible. This will keep leakage to a minimum.

7. Repeat steps 1 through 6, before bedtime, for the next 2 days.

Insertion without the applicator:

1. Remove the vaginal ovule from its packaging. (See Figure 1.)

2. Holding the ovule with your thumb and a finger, insert it into the vagina.

3. Using your finger, gently push the ovule into the vagina as far as it will comfortably go.

4. Once inside the vagina, the ovule melts. Lie down as soon as possible. This will keep leakage to a minimum.

5. Repeat steps 1 through 4, before bedtime, for the next 2 days.

STORAGE CONDITIONS:

Store at 25°C (77°F); excursions permitted to 15 - 30°C (59 - 86°F) (see USP Controlled Room Temperature). **Caution:** Avoid heat over 30°C (86°F). Avoid high humidity. See end of carton for the lot number and expiration date.



Pharmacia & Upjohn Black

Composition Unit 2566

PRODUCT CLEOCIN VAGINAL OVULES		CCB # 7667-01	EOP # 692116	COPY CODE # 817 946 000C	COMPOSITION ORDER # 6943
SIZE 8 x 24"	FOLDED SIZE 8 x 1.75"	IMPRINT SIZE	DRAWING # PD1994	DATE 8-12-99	TYPESET BY KL
ADDITIONAL INFORMATION					

Cleocin® Vaginal Ovules

brand of clindamycin phosphate vaginal suppositories

Pregnancy: Teratogenic effects

Pregnancy Category B

There are no adequate and well-controlled studies of CLEOCIN Vaginal Ovules in pregnant women.

CLEOCIN Vaginal Cream, 2%, has been studied in pregnant women during the second trimester. In women treated for 7 days, abnormal labor was reported more frequently in patients who received CLEOCIN Vaginal Cream compared to those receiving placebo (1.1% vs. 0.5% of patients, respectively).

Reproduction studies have been performed in rats and mice using oral and parenteral doses of clindamycin up to 600 mg/kg/day (62 and 25 times, respectively, the maximum human dose based on mg/m²) and have revealed no evidence of harm to the fetus due to clindamycin. Cleft palates were observed in fetuses from one mouse strain treated intraperitoneally with clindamycin at 200 mg/kg/day (about 10 times the recommended dose based on body surface area conversions). Since this effect was not observed in other mouse strains or in other species, the effect may be strain specific.

CLEOCIN Vaginal Ovules should be used during pregnancy only if the potential benefit justifies the potential risk to the fetus.

Nursing Mothers

Clindamycin has been detected in human milk after oral or parenteral administration. It is not known if clindamycin is excreted in human milk following the use of vaginally administered clindamycin phosphate.

Because of the potential for serious adverse reactions in nursing infants from clindamycin phosphate, a decision should be made whether to discontinue nursing or to discontinue the drug, taking into account the importance of the drug to the mother.

Pediatric Use

The safety and efficacy of CLEOCIN Vaginal Ovules in the treatment of bacterial vaginosis in post-menarchal females have been established on the extrapolation of clinical trial data from adult women. When a post-menarchal adolescent presents to a health professional with bacterial vaginosis symptoms, a careful evaluation for sexually transmitted diseases and other risk factors for bacterial vaginosis should be considered. The safety and efficacy of CLEOCIN Vaginal Ovules in pre-menarchal females have not been established.

Geriatric Use

Clinical studies of CLEOCIN Vaginal Ovules did not include sufficient numbers of subjects aged 65 and over to determine whether they respond differently from younger subjects.

ADVERSE REACTIONS

Clinical Trials

In clinical trials, 3 (0.5%) of 589 nonpregnant women who received treatment with CLEOCIN Vaginal Ovules discontinued therapy due to drug-related adverse events. Adverse events judged to have a reasonable possibility of having been caused by clindamycin phosphate vaginal suppositories were reported for 10.5% of patients. Events reported by 1% or more of patients receiving CLEOCIN Vaginal Ovules were as follows:

Urogenital system: Vulvovaginal disorder (3.4%), vaginal pain (1.9%), and vaginal monilliasis (1.5%).

Body as a whole: Fungal infection (1.0%).

ADVERSE REACTIONS

Clinical Trials

In clinical trials, 3 (0.5%) of 589 nonpregnant women who received treatment with CLEOCIN Vaginal Ovules discontinued therapy due to drug-related adverse events. Adverse events judged to have a reasonable possibility of having been caused by clindamycin phosphate vaginal suppositories were reported for 10.5% of patients. Events reported by 1% or more of patients receiving CLEOCIN Vaginal Ovules were as follows:

Urogenital system: Vulvovaginal disorder (3.4%), vaginal pain (1.9%), and vaginal moniliasis (1.5%).

Body as a whole: Fungal infection (1.0%).

Other events reported by <1% of patients included:

Urogenital system: Menstrual disorder, dysuria, pyelonephritis, vaginal discharge, and vaginitis/vaginal infection.

Body as a whole: Abdominal cramps, localized abdominal pain, fever, flank pain, generalized pain, headache, localized edema, and moniliasis.

Digestive system: Diarrhea, nausea, and vomiting.

Skin: Nonapplication-site pruritis, rash, application-site pain, and application-site pruritis.

Other clindamycin formulations:

The overall systemic exposure to clindamycin from CLEOCIN Vaginal Ovules is substantially lower than the systemic exposure from therapeutic doses of oral clindamycin hydrochloride (two-fold to 20-fold lower) or parenteral clindamycin phosphate (40-fold to 50-fold lower) (see CLINICAL PHARMACOLOGY). Although these lower levels of exposure are less likely to produce the common reactions seen with oral or parenteral clindamycin, the possibility of these and other reactions cannot be excluded.

The following adverse reactions and altered laboratory tests have been reported with the oral or parenteral use of clindamycin and may also occur following administration of CLEOCIN Vaginal Ovules:

Gastrointestinal: Abdominal pain, esophagitis, nausea, vomiting, and diarrhea. (See WARNINGS.)

Hematopoietic: Transient neutropenia (leukopenia), eosinophilia, agranulocytosis, and thrombocytopenia have been reported. No direct etiologic relationship to concurrent clindamycin therapy could be made in any of these reports.

Hypersensitivity Reactions: Maculopapular rash and urticaria have been observed during drug therapy. Generalized mild to moderate morbilliform-like skin rashes are the most frequently reported of all adverse reactions. Rare instances of erythema multiforme, some resembling Stevens-Johnson syndrome, have been associated with clindamycin. A few cases of anaphylactoid reactions have been reported. If a hypersensitivity reaction occurs, the drug should be discontinued.

Liver: Jaundice and abnormalities in liver function tests have been observed during clindamycin therapy.

Musculoskeletal: Rare instances of polyarthritits have been reported.

Renal: Although no direct relationship of clindamycin to renal damage has been established, renal dysfunction as evidenced by azotemia, oliguria, and/or proteinuria has been observed in rare instances.

OVERDOSAGE

Vaginally applied clindamycin phosphate contained in CLEOCIN Vaginal Ovules could be absorbed in sufficient amounts to produce systemic effects (see WARNINGS and ADVERSE REACTIONS).

DOSAGE AND ADMINISTRATION

The recommended dose is one CLEOCIN Vaginal Ovule (containing clindamycin phosphate equivalent to 100 mg clindamycin per 2.5 g suppository) intravaginally per day, preferably at bedtime, for 3 consecutive days.

HOW SUPPLIED

CLEOCIN Vaginal Ovules are supplied as follows:

Carton of three suppositories with one applicator NDC 0009-7667-01

Important Information: Store at 25°C (77°F); excursions permitted to 15–30°C (59–86°F) (see USP Controlled Room Temperature). **Caution:** Avoid heat over 30°C (86°F). Avoid high humidity. See end of carton for the lot number and expiration date.

Rx only

Suppository Foil Back

Cleocin® 100 mg
 clindamycin phosphate vaginal suppositories
 Pharmacia & Upjohn Co. 7667-01
Cleocin® 100 mg
 clindamycin phosphate vaginal suppositories
 Pharmacia & Upjohn Co. 7667-01
Cleocin® 100 mg
 clindamycin phosphate vaginal suppositories
 Pharmacia & Upjohn Co. 7667-01
Cleocin® 100 mg
 clindamycin phosphate vaginal suppositories
 Pharmacia & Upjohn Co. 7667-01
Cleocin® 100 mg
 clindamycin phosphate vaginal suppositories
 Pharmacia & Upjohn Co. 7667-01
Cleocin® 100 mg
 clindamycin phosphate vaginal suppositories
 Pharmacia & Upjohn Co. 7667-01
Cleocin® 100 mg
 clindamycin phosphate vaginal suppositories
 Pharmacia & Upjohn Co. 7667-01
Cleocin® 100 mg
 clindamycin phosphate vaginal suppositories
 Pharmacia & Upjohn Co. 7667-01
Cleocin® 100 mg
 clindamycin phosphate vaginal suppositories
 Pharmacia & Upjohn Co. 7667-01
Cleocin® 100 mg
 clindamycin phosphate vaginal suppositories
 Pharmacia & Upjohn Co. 7667-01
Cleocin® 100 mg
 clindamycin phosphate vaginal suppositories
 Pharmacia & Upjohn Co. 7667-01

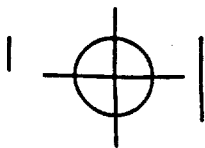
FOR VAGINAL USE ONLY
 DO NOT TAKE BY MOUTH
 Store at 25° C (77° F) (see insert)
 FOR VAGINAL USE ONLY
 DO NOT TAKE BY MOUTH
 Store at 25° C (77° F) (see insert)
 FOR VAGINAL USE ONLY
 DO NOT TAKE BY MOUTH
 Store at 25° C (77° F) (see insert)
 FOR VAGINAL USE ONLY
 DO NOT TAKE BY MOUTH
 Store at 25° C (77° F) (see insert)
 FOR VAGINAL USE ONLY
 DO NOT TAKE BY MOUTH
 Store at 25° C (77° F) (see insert)
 FOR VAGINAL USE ONLY
 DO NOT TAKE BY MOUTH
 Store at 25° C (77° F) (see insert)
 FOR VAGINAL USE ONLY
 DO NOT TAKE BY MOUTH
 Store at 25° C (77° F) (see insert)
 FOR VAGINAL USE ONLY
 DO NOT TAKE BY MOUTH
 Store at 25° C (77° F) (see insert)
 FOR VAGINAL USE ONLY
 DO NOT TAKE BY MOUTH
 Store at 25° C (77° F) (see insert)
 FOR VAGINAL USE ONLY
 DO NOT TAKE BY MOUTH
 Store at 25° C (77° F) (see insert)

Pharmacia & Upjohn **BUCK**
 Composition Unit 2566

PRODUCT	CCP #	SEP #	COPY CODE #	COMPOSITION CODE #
CLEOCIN OVULES	7667-01	691536	817 325 000C	6923
SIZE	FORMER #	BOTTLE #	DATE	TYPISET BY
63x80mm	---	---	8/3/99	L. Ames
ADDITIONAL INFORMATION 16mm space at left / 8mm vertical separation				

Pharmacia & Upjohn **BUCK**
 Composition Unit 2566

PRODUCT	CCP #	SEP #	COPY CODE #	COMPOSITION CODE #
CLEOCIN OVULES	7667-01	691536	817 930 000B	6925
SIZE	FORMER #	BOTTLE #	DATE	TYPISET BY
63x80mm	---	---	8/3/99	L. Ames
ADDITIONAL INFORMATION 16mm space at left / 8mm vertical separation				



773500

NDC 0009-7667-01

Cleocin® Vaginal Ovules
clindamycin phosphate vaginal suppositories

100 mg

equivalent to 100 mg clindamycin

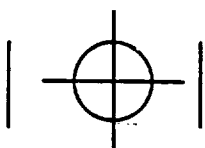
Pharmacia & Upjohn
Company
Kalamazoo, MI
49001, USA

For Intravaginal Use Only
3 Suppositories
with one applicator



**Pharmacia
&Upjohn**

Pharmacia & Upjohn
Company
Kalamazoo, MI
49001, USA



7 CODE # 17 572 WJ0E	COMPOSITION ORDER # 6924
1/4/99	TYPESET BY L. Amos

**LOT & EXP
IMPRINT AREA
POSITION ONLY
45x24.5mm**

Cleocin® Vaginal Ovules
clindamycin phosphate vaginal suppositories
100 mg
NDC 0009-7667-01

Rx only

See package insert for complete product information.

Important information:

Store at 25°C (77°F); excursions permitted to 15 – 30°C (59 – 86°F)

(see USP Controlled Room Temperature).

Caution: Avoid heat over 30°C (86°F). Avoid high humidity.

Each suppository contains:

Active ingredient: Clindamycin phosphate (equivalent to 100 mg clindamycin).

Inactive ingredient: A mixture of glycerides of saturated fatty acids (hard fat).

817 572 000E



Pharmacia & Upjohn



Phar:
Com:
Kalar:
4900

- Pharmacia & Upjohn

Composition Unit 2566

Black

PMS
2385

PRODUCT CLEOCIN OVULE		CCS # 7667-01-	EDP # 773500	COPY CODE 817 5
SIZE 143x25x65mm	IMPRINT SIZE 45x24.5mm	DRAWING # PD2062	BOTTLE # N/A	DATE 8/4/9
ADDITIONAL INFORMATION VARNISH ALL				